

U.S. IMPORTERS' QUESTIONNAIRE

THERMAL PAPER FROM GERMANY, JAPAN, KOREA, AND SPAIN

This questionnaire must be received by the Commission by **July 8, 2021**

See last page for filing instructions.

The information called for in this questionnaire is for use by the United States International Trade Commission in connection with its antidumping investigations concerning thermal paper from Germany, Japan, Korea, and Spain (inv. No. 731-TA-1546-1549 (Final)). The information requested in the questionnaire is requested under the authority of the Tariff Act of 1930, title VII. This report is mandatory and failure to reply as directed can result in a subpoena or other order to compel the submission of records or information in your firm's possession (19 U.S.C. § 1333(a)).

Name of firm _____

Address _____

City _____ State _____ Zip Code _____

Website _____

Has your firm imported in-scope thermal paper (as defined on next page) or out-of-scope thermal paper from any country at any time since January 1, 2018?

☐ **NO** (Sign the certification below and promptly return **only** this page of the questionnaire to the Commission)

☐ **YES** (Complete all parts of the questionnaire, and return the entire questionnaire to the Commission)

Return questionnaire via the U.S. International Trade Commission **Drop Box** by clicking on the following link: <https://dropbox.usitc.gov/oinv/>. (PIN: **PAPER**)

CERTIFICATION

I certify that the information herein supplied in response to this questionnaire is complete and correct to the best of my knowledge and belief and understand that the information submitted is subject to audit and verification by the Commission. By means of this certification I also grant consent for the Commission, and its employees and contract personnel, to use the information provided in this questionnaire and throughout this proceeding in any other import-injury proceedings conducted by the Commission on the same or similar merchandise.

I, the undersigned, acknowledge that information submitted in response to this request for information and throughout this proceeding or other proceedings may be disclosed to and used: (i) by the Commission, its employees and Offices, and contract personnel (a) for developing or maintaining the records of this or a related proceeding, or (b) in internal investigations, audits, reviews, and evaluations relating to the programs, personnel, and operations of the Commission including under 5 U.S.C. Appendix 3; or (ii) by U.S. government employees and contract personnel, solely for cybersecurity purposes. I understand that all contract personnel will sign appropriate nondisclosure agreements.

Name of Authorized Official

Title of Authorized Official

Date

Signature

Phone

Email address

PART I.—GENERAL INFORMATION

Background. -- This proceeding was instituted in response to a petition filed on October 7, 2020, by Appvion Operations, Inc. (Appleton, Wisconsin) and Domtar Corporation (Fort Mill, South Carolina). Antidumping duties may be assessed on the subject imports as a result of these proceedings if the Commission makes an affirmative determination of injury, threat, or material retardation, and if the U.S. Department of Commerce ("Commerce") makes an affirmative determination of dumping. Questionnaires and other information pertinent to this proceeding are available at https://www.usitc.gov/investigations/title_7/2021/thermal_paper_germany_japan_korea_and_spain/final.htm.

(In-scope) thermal paper covered by these investigations is thermal paper in the form of "jumbo rolls" and certain "converted rolls." Jumbo rolls are defined as rolls with a nominal width of 4.5 inches (11.43 centimeters) or more, a nominal weight of 65 pounds (29.4835 kg) or more, and a nominal diameter of 20 inches (50.8 centimeters) or more ("jumbo rolls"). All jumbo rolls are included in the scope regardless of the basis weight of the paper. Also included in the scope are "converted rolls" with a width of less than 4.5 inches (11.43 centimeters), and with a basis weight of 70 grams per square meter (" g/m^2 ") or less. The scope covers jumbo rolls and converted rolls of thermal paper with or without a base coat (typically made of clay and/or latex, and/or like materials) on one or both sides; with thermal active coating(s) (typically made of sensitizer, dye, and co-reactant, and/or like materials) on one or both sides; with or without a top coat (typically made of pigments, polyvinyl alcohol, and/or like materials). The scope of these investigations covers imports of converted rolls from third countries that are manufactured from jumbo rolls produced in the subject countries.

Thermal paper is currently imported under statistical reporting numbers 4811.90.8030 (jumbo rolls) and 4811.90.9030 (converted rolls) of the Harmonized Tariff Schedule of the United States (HTSUS). The HTSUS provisions are for convenience and customs purposes; the written description of the scope is dispositive.

(Out-of-scope) thermal paper.-- Converted heavyweight thermal paper.

Note.— Unless specified, references to "thermal paper" refer to in-scope thermal paper only.

Importer.--Any person or firm engaged, either directly or through a parent company or subsidiary, in importing thermal paper (as defined above) into the United States from a foreign manufacturer or through its selling agent.

Reporting of information.— This questionnaire collects data regarding imports of thermal paper, both in jumbo roll form and converted, as well as lightweight and heavyweight.

"Lightweight" – Products with a basis weight of 70 g/m^2 or less

"Heavyweight" – Products with a basis weight of greater than 70 g/m^2

If your firm imports jumbo rolls (lightweight and heavyweight) and/or in-scope converted lightweight thermal paper: fill out sections I (general), II (trade information), III (pricing information), and question IV-1.

If your firm imports converted heavyweight thermal paper: fill out ONLY sections I and IV of this questionnaire.

Reporting of information (Continued).--If information is not readily available from your records, provide carefully prepared estimates. If your firm is completing more than one questionnaire (i.e., a producer, importer, and/or purchaser questionnaire), you need not respond to duplicated questions.

Confidentiality.--The commercial and financial data furnished in response to this questionnaire that reveal the individual operations of your firm will be treated as confidential by the Commission to the extent that such data are not otherwise available to the public and will not be disclosed except as may be required by law (see 19 U.S.C. § 1677f). Such confidential information will not be published in a manner that will reveal the individual operations of your firm; however, general characterizations of numerical business proprietary information (such as discussion of trends) will be treated as confidential business information only at the request of the submitter for good cause shown.

Verification.--The information submitted in this questionnaire is subject to audit and verification by the Commission. To facilitate possible verification of data, please keep all files, worksheets, and supporting documents used in the preparation of the questionnaire response. Please also retain a copy of the final document that you submit.

Release of information.--The information provided by your firm in response to this questionnaire, as well as any other business proprietary information submitted by your firm to the Commission in connection with this proceeding, may become subject to, and released under, the administrative protective order provisions of the Tariff Act of 1930 (19 U.S.C. § 1677f) and section 207.7 of the Commission's Rules of Practice and Procedure (19 CFR § 207.7). This means that certain lawyers and other authorized individuals may temporarily be given access to the information for use in connection with this proceeding or other import-injury proceedings conducted by the Commission on the same or similar merchandise; those individuals would be subject to severe penalties if the information were divulged to unauthorized individuals.

Valid number error messages.--If you are completing this form in a country that uses periods (".") to delineate multiples of 1000 (e.g., one million would appear as \$1.000.000 rather than \$1,000,000), you may be unable to enter in numbers greater than 999 in numeric form fields. The solution to this data entry issue is to temporarily change your operating system's number formatting to be consistent with the U.S. number formatting system while you complete this form. Detailed instructions on how to resolve this issue is provided at the end of this questionnaire and is available upon request from Ahdia Bavari (202-205-3191, ahdia.bavari@usitc.gov).

D-GRIDS tool.--The Commission has a tool that firms can use to move data from their own MS Excel compilation files into self-contained data tables within this MS Word questionnaire, thereby reducing the amount of cell-by-cell data entry that would be required to complete this form. This tool is a macro-enabled MS Excel file available for download from the Commission's generic questionnaires webpage (https://www.usitc.gov/trade_remedy/question.htm) called the "D-GRIDs tool." Use of this tool to help your firm complete this questionnaire is optional. Firms opting to use the D-GRIDs tool to populate their data into this questionnaire will need the D-GRIDs specification sheet PDF file specific to this proceeding (available on the case page which is linked under the "Background" above) which includes the necessary references relating to this questionnaire, as well as the macro-enable MS Excel D-GRIDs tool itself from the generic questionnaires page. More detailed instructions on how to use the D-GRIDs tool are available within the D-GRIDs tool itself.

- I-1. **OMB statistics.**--Please report below the actual number of hours required and the cost to your firm of completing this questionnaire.

Hours	Dollars

The questions in this questionnaire have been reviewed with market participants to ensure that issues of concern are adequately addressed and that data requests are sufficient, meaningful, and as limited as possible. Public reporting burden for this questionnaire is estimated to average 40 hours per response, including the time for reviewing instructions, gathering data, and completing and reviewing the questionnaire.

We welcome comments regarding the accuracy of this burden estimate, suggestions for reducing the burden, and any suggestions for improving this questionnaire. Please attach such comments to your response or send to the Office of Investigations, USITC, 500 E St. SW, Washington, DC 20436.

- I-2a. **Establishments covered**.--Provide the name and address of establishment(s) covered by this questionnaire.

"Establishment"--Each facility of a firm involved in the importation of thermal paper, including auxiliary facilities operated in conjunction with (whether or not physically separate from) such facilities.

--

I-2b. **Stock symbol information.**-- If your firm or parent firm is publicly traded, please specify the stock exchange and trading symbol: _____.

I-2c. **External counsel.**-- If your firm or parent firm is represented by external counsel in relation to this proceeding, please specify the name of the law firm and the lead attorney(s).

Law firm:	
Lead attorney(s):	

I-3. **Ownership.**--Is your firm owned, in whole or in part, by any other firm?

☐ No ☐ Yes--List the following information, relating to the ultimate parent/owner.

Firm name	Country	Extent of ownership (percent)

I-4. **Related importers/exporters.**--Does your firm have any related firms, either domestic or foreign, that are engaged in importing thermal paper from Germany, Japan, Korea, and Spain into the United States or that are engaged in exporting thermal paper from Germany, Japan, Korea, and Spain to the United States?

☐ No ☐ Yes--List the following information.

Firm name	Country	Affiliation

- I-5. **Related producers.**--Does your firm have any related firms, either domestic or foreign, that are engaged in the production of thermal paper?

☐ No ☐ Yes--List the following information.

Firm name	Country	Affiliation

- I-6. **Importing operations.**--Please indicate the nature of your firm's importing operations of thermal paper. More than one answer may be applicable.

Importer of record	Takes title to the imported product(s)	Consignee of the imported products(s)	Customs broker or freight forwarder
<input type="checkbox"/>	<input type="checkbox"/>	<input type="checkbox"/>	<input type="checkbox"/>

- I-7. **Consignee.**--If your firm is an importer of record of thermal paper but is not the consignee, please list the consignees below (firm name, address, telephone number, and individual to contact).

Firm name	Address	Contact person and phone number

- I-8. **FTZ, TIB, or bonded warehouses.**--Please indicate whether your firm enters thermal paper into, or withdraws such merchandise from, foreign trade zones or bonded warehouses. Also indicate whether your firm imports thermal paper under the TIB (temporary importation under bond) program.

"Foreign trade zone" is a designated location in the United States where firms utilize special procedures that allow delayed or reduced customs duty payments on foreign merchandise, as well as other savings. A foreign trade zone must be designated as such pursuant to the rules and procedures set forth in the Foreign-Trade Zones Act.

"Bonded warehouse" is a secured facility supervised by U.S. customs, where dutiable landed imports are stored pending their re-export, or release after payment of import duties, taxes, and other charges. A bonded warehouse must be designed as such pursuant to the rules and procedures set forth in 19 U.S.C. § 1555.

"Temporary Importation under Bond ("TIB") program" is a procedure whereby imported merchandise may be entered under certain conditions for a limited time into the United States free of duty. Under the program, an importer posts a bond for twice the amount of duty, taxes, etc. that would otherwise be owed on the importation and agrees to export or destroy the merchandise within a specified time or pay liquidated damages. This program is restricted to certain categories of merchandise listed in subheadings 9813.00.05 through 9813.00.75 of the Harmonized Tariff Schedule of the United States (HTS).

Item	No	Yes
Foreign trade zones	<input type="checkbox"/>	<input type="checkbox"/>
Bonded warehouses	<input type="checkbox"/>	<input type="checkbox"/>
Temporary importation under bond	<input type="checkbox"/>	<input type="checkbox"/>

- I-9. **Other trade actions.**--To your knowledge, have the products subject to this proceeding been the subject of any other import relief proceedings in the United States or in any other countries?

No	Yes	If yes, Yes--Please specify.
<input type="checkbox"/>	<input type="checkbox"/>	

I-10. **Product type.**—Please indicate below the types of thermal paper your firm imports.

Production type	<i>(check as appropriate)</i>
Lightweight jumbo rolls of thermal paper	<input type="checkbox"/>
Heavyweight jumbo rolls of thermal paper	<input type="checkbox"/>
Lightweight converted thermal paper	<input type="checkbox"/>
Heavyweight converted thermal paper	<input type="checkbox"/>

Reminder:

If your firm imports jumbo rolls (lightweight and heavyweight) and/or in-scope converted lightweight thermal paper: fill out sections I (general), II (trade information), III (pricing information), and question IV-1.

If your firm imports converted heavyweight thermal paper: fill out ONLY sections I and IV of this questionnaire.

PART II.--TRADE AND RELATED INFORMATION

Further information on this part of the questionnaire can be obtained Ahdia Bavari (202-205-3191, ahdia.bavari@usitc.gov). **Supply all data requested on a calendar-year basis.**

- II-1. **Contact information.**--Please identify the responsible individual and the manner by which Commission staff may contact that individual regarding the confidential information submitted in part II.

Name	
Title	
Email	
Telephone	

- II-2a. **Changes in operations.**--Please indicate whether your firm has experienced any of the following changes in relation to the importation of thermal paper since January 1, 2018.

<i>(check as many as appropriate)</i>		<i>(If checked, please describe the nature, date(s), and significance of any such reported changes as well as the business reasons for them; leave completely blank if not applicable)</i>
<input type="checkbox"/>	Office/warehouse openings	
<input type="checkbox"/>	Office/warehouse closings	
<input type="checkbox"/>	Relocations	
<input type="checkbox"/>	Expansions	
<input type="checkbox"/>	Acquisitions	
<input type="checkbox"/>	Consolidations	
<input type="checkbox"/>	Prolonged shutdowns or importation curtailments	
<input type="checkbox"/>	Revised labor agreements	
<input type="checkbox"/>	Other (e.g., technology)	

- II-2b. **COVID-19 pandemic.**—Since January 1, 2020, has the COVID-19 pandemic or have any government actions taken to contain the spread of the COVID-19 virus resulted in changes in relation to your firm's supply chain arrangements, production, employment, and shipments relating to thermal paper?

No	Yes	If yes, describe these changes including a separate discussion of the (a) supply chain impact, (b) importation and shipment (including exports the United States) impact, and (c) employment impact of the COVID-19 pandemic.
<input type="checkbox"/>	<input type="checkbox"/>	

- II-3a. **Arranged imports of lightweight jumbo thermal paper.**--Has your firm imported or arranged for the importation of lightweight jumbo thermal paper for delivery after **March 31, 2021**?

"Arranged imports" are imports for which your firm has placed an order with a foreign supplier for subject merchandise, but delivery of those imports is not scheduled to occur until after the date listed above.

No	Yes	If yes, fill out the table below.
<input type="checkbox"/>	<input type="checkbox"/>	

Lightweight jumbo thermal paper				
Source	Period			
	Apr-Jun 2021	Jul-Sept 2021	Oct-Dec 2021	Jan-Mar 2022
	Quantity (in short tons)			
Germany				
Japan				
Korea				
Spain				
All other sources				

II-3b. **Arranged imports of heavyweight jumbo thermal paper.**--Has your firm imported or arranged for the importation of heavyweight jumbo thermal paper for delivery after **March 31, 2021**?

No	Yes	If yes, fill out the table below.
<input type="checkbox"/>	<input type="checkbox"/>	

Heavyweight jumbo thermal paper				
Source	Period			
	Apr-Jun 2021	Jul-Sept 2021	Oct-Dec 2021	Jan-Mar 2022
	Quantity (<i>in short tons</i>)			
Germany				
Japan				
Korea				
Spain				
All other sources				

II-3c. **Arranged imports of lightweight converted thermal paper.**--Has your firm imported or arranged for the importation of lightweight converted thermal paper for delivery after **March 31, 2021**?

No	Yes	If yes, fill out the table below.
<input type="checkbox"/>	<input type="checkbox"/>	

Lightweight converted thermal paper				
Source	Period			
	Apr-Jun 2021	Jul-Sept 2021	Oct-Dec 2021	Jan-Mar 2022
	Quantity (<i>in short tons</i>)			
Germany				
Japan				
Korea				
Spain				
All other sources				

- II-3d. **Imports of thermal paper in the 12-month period preceding the petition.**--Has your firm imported thermal paper from any source between October 1, 2019 and September 30, 2020? (i.e., the last three months in 2019 and first nine months in 2020 combined)

No	Yes	If yes, report the quantity of such import below by source.
<input type="checkbox"/>	<input type="checkbox"/>	

Quantity (in short tons)			
Source	October 2019 through September 2020		
	Lightweight jumbo	Heavyweight jumbo	Lightweight converted¹
Germany			
Japan			
Korea			
Spain			
All other sources			
¹ Report your firms imports of lightweight converted rolls based on the country of manufacture of the thermal paper, <u>not</u> the country of conversion or exportation.			

- II-4. **Reasons for importing if producer.**--If your firm also produces thermal paper in the United States, please indicate the reasons for importing this product. If your firm's reasons differ by source, please elaborate.

--

Definitions

"Imports" –Those products identified for Customs purposes as imports for consumption for which your firm was the importer of record (i.e., was responsible for paying any import duty).

"Import quantities" –Quantities reported should be net of returns.

"Import values" –Values reported should be landed, duty-paid values at the U.S. port of entry, including ocean freight and insurance costs, brokerage charges, and import duties (i.e., all charges except inland freight in the United States).

"Commercial U.S. shipments"— Shipments made within the United States as a result of an arm's length commercial transaction in the ordinary course of business. Report net values (i.e., gross sales values less all discounts, allowances, rebates, prepaid freight, and the value of returned goods) in U.S. dollars, f.o.b. your point of shipment.

"Internal consumption" –Product consumed internally by your firm. Such transactions are valued at fair market value.

"Transfers to related firms" –Shipments made to related firms. Such transactions are valued at fair market value.

"Related firm" –A firm that your firm solely or jointly owned, managed, or otherwise controlled; a firm that solely or jointly owned, managed, or otherwise controlled your firm; and/or a firm that was solely or jointly owned, managed, or otherwise controlled by a firm that also solely or jointly owned, managed, or otherwise controlled your firm.

"Export shipments"— Shipments to destinations outside the United States, including shipments to related firms.

"Inventories" --Finished goods inventory, not raw materials or work in progress.

Note: As requested in Part I of this questionnaire, please keep all supporting documents/records used in the preparation of the trade data, as Commission staff may contact your firm regarding questions on the trade data. The Commission may also request that your company submit copies of the supporting documents/records (such as production and sales schedules, inventory records, etc.) used to compile these data.

- II-5a. **U.S. imports from Germany (lightweight jumbo rolls).**—Report your firm's imports, shipments, and inventories of lightweight jumbo rolls imported from Germany by your firm during the specified periods.

Germany – Lightweight jumbo rolls

Quantity (in short tons), value (in \$1,000)					
Item	Calendar year			January-March	
	2018	2019	2020	2020	2021
Beginning-of-period inventories (quantity) (A)					
Imports: ¹ Quantity (B)					
Value (C)					
U.S. shipments: Commercial shipments: Quantity (D)					
Value (E)					
Internal consumption: ² Quantity (F)					
Value ² (G)					
Transfers to related firms: ² Quantity (H)					
Value ² (I)					
Export shipments: ³ Quantity (J)					
Value (K)					
End-of-period inventories (quantity) (L)					

¹ Please identify the foreign producers, if known: _____. Please identify the HTS numbers used to import this merchandise: _____.

² Internal consumption and transfers to related firms must be valued at fair market value. If your firm uses a different basis for valuing these transactions in your records, please specify that basis (e.g., cost, cost plus, etc.): _____. However, the data provided above in this table should be based on fair market value.

³ Identify your firm's principal export markets: _____.

II-5a. **U.S. imports from Germany (lightweight jumbo rolls).**—Continued

RECONCILIATION OF SHIPMENTS, IMPORTS, AND INVENTORIES.—Generally, the data reported for the end-of-period inventories (i.e., line L) should be equal to the beginning-of-period inventories (i.e., line A), plus imports (i.e., line B), less total shipments (i.e., lines D, F, H, and J). Please ensure that any differences are not due to data entry errors in completing this form, but rather actually reflect your firm's records; and also provide any likely explanations for any differences (e.g., theft, loss, damage, record systems issues, etc.) if they exist.

Reconciliation	Calendar year			January-March	
	2018	2019	2020	2020	2021
A + B – D – F – H – J – L = should equal zero ("0") or provide an explanation. ¹	0	0	0	0	0
¹ Explanation if the calculated fields above are returning values other than zero (i.e., "0") but are nonetheless accurate: _____.					

II-5b. **Channels of distribution: Germany (lightweight jumbo rolls).**—Report your firm's U.S. shipments (i.e. inclusive of commercial U.S. shipments, internal consumption, and transfers to related firms) of lightweight jumbo rolls of thermal paper imported from Germany by channel of distribution during the specified periods.

Germany – Lightweight jumbo rolls

Quantity (in short tons)					
Item	Calendar year			January-March	
	2018	2019	2020	2020	2021
Lightweight jumbo rolls					
Channels of distribution:					
U.S. shipments:					
To distributors (M)					
To converters (N)					
To end users (O)					

RECONCILIATION OF CHANNELS.—Please ensure that the quantities of lightweight jumbo rolls reported for channels of distribution (i.e., lines M through O) in each time period equal the quantity reported for U.S. shipments (i.e., lines D, F, and H) in each time period in part "a" of this question. If the calculated fields below return values other than zero (i.e., "0"), the data reported must be revised prior to submission to the Commission.

Reconciliation item	Calendar year			January-March	
	2018	2019	2020	2020	2021
Lightweight jumbo rolls: M + N + O – D – F – H = zero ("0"), if not revise.	0	0	0	0	0

- II-5c. **U.S. shipments by basis weight: Germany (lightweight jumbo rolls).**--Report your firm's U.S. shipments (i.e. inclusive of commercial U.S. shipments, internal consumption, and transfers to related firms) of lightweight jumbo rolls of thermal paper imported from Germany in 2020 by specified basis weights.

Germany – Lightweight jumbo rolls

Quantity (in short tons) and value in (\$1,000)					
Item	Calendar year			January-March	
	2018	2019	2020	2020	2021
U.S. shipments:					
Less than 49.9 g/m ² Quantity (P)					
Value (Q)					
49.9 g/m ² to 60 g/m ² Quantity (R)					
Value (S)					
Over 60 g/m ² to 70 g/m ² Quantity (T)					
Value (U)					

RECONCILIATION OF US SHIPMENTS BY BASIS WEIGHT.--Please ensure that the quantities and values reported for U.S. shipments by basis weight of lightweight jumbo rolls (i.e., lines P through U) equal the quantities and values reported for U.S. shipments (i.e., lines D through I) in 2020 in part "a" of this question. If the calculated fields below return values other than zero (i.e., "0"), the data reported must be revised prior to submission to the Commission.

Reconciliation item	Calendar year			January-March	
	2018	2019	2020	2020	2021
Quantity: P + R + T – D – F – H = zero ("0"), if not revise.	0	0	0	0	0
Value: Q + S + U – E – G – I = zero ("0"), if not revise.	0	0	0	0	0

II-5d. **Monthly U.S. imports: Germany.**—Report your firm's monthly U.S. imports of lightweight jumbo rolls of thermal paper from Germany by supplier during the specified period.

- Koehler
- All other suppliers in Germany (Others)

Quantity (in short tons)		
Month	Supplier in Germany	
	Koehler	Others
2020.--		
January		
February		
March		
April		
May		
June		
July		
August		
September		
October		
November		
December		
2021.--		
January		
February		
March		
April		
May		

RECONCILIATION OF MONTHLY IMPORTS.— Please ensure that the total imports reported for full year 2020 reported in part "a" of this question matches the monthly data reported here. If the calculated fields below return values other than zero (i.e., "0"), the data reported must be revised prior to submission.

Reconciliation for	Calendar year 2020
U.S. imports from Germany (line B), revise if not returning zero ("0")	0

- II-5e. **End-of-period inventories: Germany.**--Report your firm's end-of-period inventories of lightweight jumbo rolls of thermal paper in the United States of imports from Germany at the end of the specified month by supplier.

Germany

Quantity (in short tons)		
Date	Supplier in Germany	
	Koehler	Others
Ending inventory balance on or around-- July 31, 2020		
August 31, 2020		
September 30, 2020		
October 31, 2020		
November 30, 2020		
December 31, 2020		
January 31, 2021		
February 28, 2021		
March 31, 2021		
April 30, 2021		
May 31, 2021		

RECONCILIATION OF END-OF-PERIOD INVENTORIES.-- Please ensure that the end-of-period inventories reported for December 31, 2020 in this table across all suppliers match the aggregated data reported for end-of-period inventories in part "a" of this question for calendar year 2020. If the calculated fields below return values other than zero (i.e., "0"), the data reported must be revised prior to submission.

Reconciliation for	Calendar year 2020
End-of-period inventories from Germany (line L), revise if not returning zero ("0")	0

- II-6a. **U.S. imports from Germany (heavyweight jumbo rolls).**—Report your firm's imports, shipments, and inventories of heavyweight jumbo rolls imported from Germany by your firm during the specified periods.

Germany – Heavyweight jumbo rolls

Quantity (in short tons), value (in \$1,000)					
Item	Calendar year			January-March	
	2018	2019	2020	2020	2021
Beginning-of-period inventories (quantity) (A)					
Imports: ¹ Quantity (B)					
Value (C)					
U.S. shipments: Commercial shipments: Quantity (D)					
Value (E)					
Internal consumption: ² Quantity (F)					
Value ² (G)					
Transfers to related firms: ² Quantity (H)					
Value ² (I)					
Export shipments: ³ Quantity (J)					
Value (K)					
End-of-period inventories (quantity) (L)					

¹ Please identify the foreign producers, if known: _____. Please identify the HTS numbers used to import this merchandise: _____.

² Internal consumption and transfers to related firms must be valued at fair market value. If your firm uses a different basis for valuing these transactions in your records, please specify that basis (e.g., cost, cost plus, etc.): _____. However, the data provided above in this table should be based on fair market value.

³ Identify your firm's principal export markets: _____.

II-6a. **U.S. imports from Germany (heavyweight jumbo rolls).--Continued**

RECONCILIATION OF SHIPMENTS, IMPORTS, AND INVENTORIES.--Generally, the data reported for the end-of-period inventories (i.e., line L) should be equal to the beginning-of-period inventories (i.e., line A), plus imports (i.e., line B), less total shipments (i.e., lines D, F, H, and J). Please ensure that any differences are not due to data entry errors in completing this form, but rather actually reflect your firm's records; and also provide any likely explanations for any differences (e.g., theft, loss, damage, record systems issues, etc.) if they exist.

Reconciliation	Calendar year			January-March	
	2018	2019	2020	2020	2021
A + B – D – F – H – J – L = should equal zero ("0") or provide an explanation. ¹	0	0	0	0	0
¹ Explanation if the calculated fields above are returning values other than zero (i.e., "0") but are nonetheless accurate: _____.					

- II-6b. **Channels of distribution: Germany (heavyweight jumbo rolls).**--Report your firm's U.S. shipments (i.e. inclusive of commercial U.S. shipments, internal consumption, and transfers to related firms) of heavyweight jumbo rolls of thermal paper imported from Germany by channel of distribution during the specified periods.

Germany – Heavyweight jumbo rolls

Quantity (in short tons)					
Item	Calendar year			January-March	
	2018	2019	2020	2020	2021
Heavyweight jumbo rolls					
Channels of distribution:					
U.S. shipments:					
To distributors (M)					
To converters (N)					
To end users (O)					

RECONCILIATION OF CHANNELS.--Please ensure that the quantities of heavyweight jumbo rolls reported for channels of distribution (i.e., lines M through O) in each time period equal the quantity reported for U.S. shipments (i.e., lines D, F, and H) in each time period in part "a" of this question. If the calculated fields below return values other than zero (i.e., "0"), the data reported must be revised prior to submission to the Commission.

Reconciliation item	Calendar year			January-March	
	2018	2019	2020	2020	2021
Heavyweight jumbo rolls: M + N + O – D – F – H = zero ("0"), if not revise.	0	0	0	0	0

- II-6c. **U.S. shipments by basis weight: Germany (heavyweight jumbo rolls).**--Report your firm's U.S. shipments (i.e. inclusive of commercial U.S. shipments, internal consumption, and transfers to related firms) of heavyweight jumbo rolls of thermal paper imported from Germany in 2020 by specified basis weights.

Germany – Heavyweight jumbo rolls

Quantity (in short tons) and value in (\$1,000)					
Item	Calendar year			January-March	
	2018	2019	2020	2020	2021
U.S. shipments:					
Greater than 70 g/m ² to 79.9 g/m ² Quantity (P)					
Value (Q)					
80 g/m ² to 89.9 g/m ² Quantity (R)					
Value (S)					
90 g/m ² to 99.9 g/m ² Quantity (T)					
Value (U)					
Over 100 g/m ² Quantity (V)					
Value (W)					

RECONCILIATION OF US SHIPMENTS BY BASIS WEIGHT.--Please ensure that the quantities and value reported for U.S. shipments by basis weight of jumbo rolls (i.e., lines P through W) equal the quantities and values reported for U.S. shipments (i.e., lines D through I) in 2020 in question II-8. If the calculated fields below return values other than zero (i.e., "0"), the data reported must be revised prior to submission to the Commission.

Reconciliation item	Calendar year			January-March	
	2018	2019	2020	2020	2021
Quantity: P + R + T + V – D – F – H = zero ("0"), if not revise.	0	0	0	0	0
Value: Q + S + U + W – E – G – I = zero ("0"), if not revise.	0	0	0	0	0

II-6d. **Monthly U.S. imports: Germany.**—Report your firm's monthly U.S. imports of heavyweight jumbo rolls of thermal paper from Germany by supplier during the specified period.

- Koehler
- All other suppliers in Germany (Others)

Quantity (in short tons)		
Month	Supplier in Germany	
	Koehler	Others
2020.--		
January		
February		
March		
April		
May		
June		
July		
August		
September		
October		
November		
December		
2021.--		
January		
February		
March		
April		
May		

RECONCILIATION OF MONTHLY IMPORTS.— Please ensure that the total imports reported for full year 2020 reported in part "a" of this question matches the monthly data reported here. If the calculated fields below return values other than zero (i.e., "0"), the data reported must be revised prior to submission.

Reconciliation for	Calendar year 2020
U.S. imports from Germany (line B), revise if not returning zero ("0")	0

- II-6e. **End-of-period inventories: Germany.**--Report your firm's end-of-period inventories of heavyweight jumbo rolls of thermal paper in the United States of imports from Germany at the end of the specified month by supplier.

Germany

Quantity (in short tons)		
Date	Supplier in Germany	
	Koehler	Others
Ending inventory balance on or around-- July 31, 2020		
August 31, 2020		
September 30, 2020		
October 31, 2020		
November 30, 2020		
December 31, 2020		
January 31, 2021		
February 28, 2021		
March 31, 2021		
April 30, 2021		
May 31, 2021		

RECONCILIATION OF END-OF-PERIOD INVENTORIES.-- Please ensure that the end-of-period inventories reported for December 31, 2020 in this table across all suppliers match the aggregated data reported for end-of-period inventories in part "a" of this question for calendar year 2020. If the calculated fields below return values other than zero (i.e., "0"), the data reported must be revised prior to submission.

Reconciliation for	Calendar year 2020
End-of-period inventories from Germany (line L), revise if not returning zero ("0")	0

- II-7a. **U.S. imports from Germany (lightweight converted rolls).**—Report your firm's imports, shipments, and inventories of lightweight converted rolls imported from Germany by your firm during the specified periods. (Note: Report your firm's imports of lightweight converted rolls based on the country of manufacture of the thermal paper, not the country of conversion.)

Germany – Lightweight converted rolls

Quantity (in short tons), value (in \$1,000)					
Item	Calendar year			January-March	
	2018	2019	2020	2020	2021
Beginning-of-period inventories (quantity) (A)					
Imports: ^{1 2} Quantity (B)					
Value (C)					
U.S. shipments: Commercial shipments: Quantity (D)					
Value (E)					
Internal consumption: ³ Quantity (F)					
Value ² (G)					
Transfers to related firms: ³ Quantity (H)					
Value ² (I)					
Export shipments: ⁴ Quantity (J)					
Value (K)					
End-of-period inventories (quantity) (L)					

¹ Please identify the foreign producers, if known: _____. Please identify the HTS numbers used to import this merchandise: _____.

² Please estimate the percentage of your firm's imports reported here that were converted in a third country (i.e., not the same country as the reported country of origin based on where the paper was manufactured): _____ percent. Please identify the country of conversion and the third-country converters in question, if known: _____.

³ Internal consumption and transfers to related firms must be valued at fair market value. If your firm uses a different basis for valuing these transactions in your records, please specify that basis (e.g., cost, cost plus, etc.): _____. However, the data provided above in this table should be based on fair market value. Identify the products made using internally consumed thermal paper: _____.

⁴ Identify your firm's principal export markets: _____.

II-7a. **U.S. imports from Germany (lightweight converted rolls).--Continued**

RECONCILIATION OF SHIPMENTS, IMPORTS, AND INVENTORIES.--Generally, the data reported for the end-of-period inventories (i.e., line L) should be equal to the beginning-of-period inventories (i.e., line A), plus imports (i.e., line B), less total shipments (i.e., lines D, F, H, and J). Please ensure that any differences are not due to data entry errors in completing this form, but rather actually reflect your firm's records; and also provide any likely explanations for any differences (e.g., theft, loss, damage, record systems issues, etc.) if they exist.

Reconciliation	Calendar year			January-March	
	2018	2019	2020	2020	2021
A + B – D – F – H – J – L = should equal zero ("0") or provide an explanation. ¹	0	0	0	0	0
¹ Explanation if the calculated fields above are returning values other than zero (i.e., "0") but are nonetheless accurate: _____.					

II-7b. **Channels of distribution: Germany (lightweight converted rolls).**--Report your firm's U.S. shipments (i.e. inclusive of commercial U.S. shipments, internal consumption, and transfers to related firms) of lightweight converted rolls of thermal paper imported from Germany by channel of distribution during the specified periods.

Germany – Lightweight converted rolls

Quantity (in short tons)					
Item	Calendar year			January-March	
	2018	2019	2020	2020	2021
Lightweight converted rolls					
Channels of distribution:					
U.S. shipments:					
To distributors (M)					
To converters (N)					
To end users (O)					

RECONCILIATION OF CHANNELS.--Please ensure that the quantities of lightweight converted rolls reported for channels of distribution (i.e., lines M through O) in each time period equal the quantity reported for U.S. shipments (i.e., lines D, F, and H) in each time period in part "a" of this question. If the calculated fields below return values other than zero (i.e., "0"), the data reported must be revised prior to submission to the Commission.

Reconciliation item	Calendar year			January-March	
	2018	2019	2020	2020	2021
Lightweight converted rolls: M + N + O – D – F – H = zero ("0"), if not revise.	0	0	0	0	0

- II-7c. **U.S. shipments by basis weight: Germany (lightweight converted rolls).**--Report your firm's U.S. shipments (i.e. inclusive of commercial U.S. shipments, internal consumption, and transfers to related firms) of lightweight converted rolls of thermal paper imported from Germany in 2020 by specified basis weights.

Germany – Lightweight converted rolls

Quantity (in short tons) and value in (\$1,000)					
Item	Calendar year			January-March	
	2018	2019	2020	2020	2021
U.S. shipments:					
Less than 49.9 g/m ² Quantity (P)					
Value (Q)					
49.9 g/m ² to 60 g/m ² Quantity (R)					
Value (S)					
Over 60 g/m ² to 70 g/m ² Quantity (T)					
Value (U)					

RECONCILIATION OF US SHIPMENTS BY BASIS WEIGHT.--Please ensure that the quantities and values reported for U.S. shipments by basis weight of lightweight converted rolls (i.e., lines P through U) equal the quantities and values reported for U.S. shipments (i.e., lines D through I) in 2020 in part "a" of this question. If the calculated fields below return values other than zero (i.e., "0"), the data reported must be revised prior to submission to the Commission.

Reconciliation item	Calendar year			January-March	
	2018	2019	2020	2020	2021
Quantity: P + R + T – D – F – H = zero ("0"), if not revise.	0	0	0	0	0
Value: Q + S + U – E – G – I = zero ("0"), if not revise.	0	0	0	0	0

II-7d. **Monthly U.S. imports: Germany.**—Report your firm's monthly U.S. imports of lightweight converted rolls of thermal paper from Germany by supplier during the specified period.

- Koehler
- All other suppliers in Germany (Others)

Quantity (in short tons)		
Month	Supplier in Germany	
	Koehler	Others
2020.--		
January		
February		
March		
April		
May		
June		
July		
August		
September		
October		
November		
December		
2021.--		
January		
February		
March		
April		
May		

RECONCILIATION OF MONTHLY IMPORTS.— Please ensure that the total imports reported for full year 2020 reported in part "a" of this question matches the monthly data reported here. If the calculated fields below return values other than zero (i.e., "0"), the data reported must be revised prior to submission.

Reconciliation for	Calendar year 2020
U.S. imports from Germany (line B), revise if not returning zero ("0")	0

- II-7e. **End-of-period inventories: Germany.**--Report your firm's end-of-period inventories of lightweight converted rolls of thermal paper in the United States of imports from Germany at the end of the specified month by supplier.

Germany

Quantity (in short tons)		
Date	Supplier in Germany	
	Koehler	Others
Ending inventory balance on or around-- July 31, 2020		
August 31, 2020		
September 30, 2020		
October 31, 2020		
November 30, 2020		
December 31, 2020		
January 31, 2021		
February 28, 2021		
March 31, 2021		
April 30, 2021		
May 31, 2021		

RECONCILIATION OF END-OF-PERIOD INVENTORIES.-- Please ensure that the end-of-period inventories reported for December 31, 2020 in this table across all suppliers match the aggregated data reported for end-of-period inventories in part "a" of this question for calendar year 2020. If the calculated fields below return values other than zero (i.e., "0"), the data reported must be revised prior to submission.

Reconciliation for	Calendar year 2020
End-of-period inventories from Germany (line L), revise if not returning zero ("0")	0

- II-8a. **U.S. imports from Japan (lightweight jumbo rolls).**—Report your firm's imports, shipments, and inventories of lightweight jumbo rolls imported from Japan by your firm during the specified periods.

Japan – Lightweight jumbo rolls

Quantity (in short tons), value (in \$1,000)					
Item	Calendar year			January-March	
	2018	2019	2020	2020	2021
Beginning-of-period inventories (quantity) (A)					
Imports: ¹					
Quantity (B)					
Value (C)					
U.S. shipments:					
Commercial shipments:					
Quantity (D)					
Value (E)					
Internal consumption: ²					
Quantity (F)					
Value ² (G)					
Transfers to related firms: ²					
Quantity (H)					
Value ² (I)					
Export shipments: ³					
Quantity (J)					
Value (K)					
End-of-period inventories (quantity) (L)					

¹ Please identify the foreign producers, if known: _____. Please identify the HTS numbers used to import this merchandise: _____.

² Internal consumption and transfers to related firms must be valued at fair market value. If your firm uses a different basis for valuing these transactions in your records, please specify that basis (e.g., cost, cost plus, etc.): _____. However, the data provided above in this table should be based on fair market value.

³ Identify your firm's principal export markets: _____.

II-8a. **U.S. imports from Japan (lightweight jumbo rolls).--Continued**

RECONCILIATION OF SHIPMENTS, IMPORTS, AND INVENTORIES.--Generally, the data reported for the end-of-period inventories (i.e., line L) should be equal to the beginning-of-period inventories (i.e., line A), plus imports (i.e., line B), less total shipments (i.e., lines D, F, H, and J). Please ensure that any differences are not due to data entry errors in completing this form, but rather actually reflect your firm's records; and also provide any likely explanations for any differences (e.g., theft, loss, damage, record systems issues, etc.) if they exist.

Reconciliation	Calendar year			January-March	
	2018	2019	2020	2020	2021
A + B – D – F – H – J – L = should equal zero ("0") or provide an explanation. ¹	0	0	0	0	0
¹ Explanation if the calculated fields above are returning values other than zero (i.e., "0") but are nonetheless accurate: _____.					

II-8b. **Channels of distribution: Japan (lightweight jumbo rolls).**--Report your firm's U.S. shipments (i.e. inclusive of commercial U.S. shipments, internal consumption, and transfers to related firms) of lightweight jumbo rolls of thermal paper imported from Japan by channel of distribution during the specified periods.

Japan – Lightweight jumbo rolls

Quantity (in short tons)					
Item	Calendar year			January-March	
	2018	2019	2020	2020	2021
Lightweight jumbo rolls					
Channels of distribution:					
U.S. shipments:					
To distributors (M)					
To converters (N)					
To end users (O)					

RECONCILIATION OF CHANNELS.--Please ensure that the quantities of lightweight jumbo rolls reported for channels of distribution (i.e., lines M through O) in each time period equal the quantity reported for U.S. shipments (i.e., lines D, F, and H) in each time period in part "a" of this question. If the calculated fields below return values other than zero (i.e., "0"), the data reported must be revised prior to submission to the Commission.

Reconciliation item	Calendar year			January-March	
	2018	2019	2020	2020	2021
Lightweight jumbo rolls: M + N + O – D – F – H = zero ("0"), if not revise.	0	0	0	0	0

- II-8c. **U.S. shipments by basis weight: Japan (lightweight jumbo rolls).**--Report your firm's U.S. shipments (i.e. inclusive of commercial U.S. shipments, internal consumption, and transfers to related firms) of lightweight jumbo rolls of thermal paper imported from Japan in 2020 by specified basis weights.

Japan – Lightweight jumbo rolls

Quantity (in short tons) and value in (\$1,000)					
Item	Calendar year			January-March	
	2018	2019	2020	2020	2021
U.S. shipments:					
Less than 49.9 g/m ² Quantity (P)					
Value (Q)					
49.9 g/m ² to 60 g/m ² Quantity (R)					
Value (S)					
Over 60 g/m ² to 70 g/m ² Quantity (T)					
Value (U)					

RECONCILIATION OF US SHIPMENTS BY BASIS WEIGHT.--Please ensure that the quantities and values reported for U.S. shipments by basis weight of lightweight jumbo rolls (i.e., lines P through W) equal the quantities and values reported for U.S. shipments (i.e., lines D through I) in 2020 in part "a" of this question. If the calculated fields below return values other than zero (i.e., "0"), the data reported must be revised prior to submission to the Commission.

Reconciliation item	Calendar year			January-March	
	2018	2019	2020	2020	2021
Quantity: P + R + T – D – F – H = zero ("0"), if not revise.	0	0	0	0	0
Value: Q + S + U – E – G – I = zero ("0"), if not revise.	0	0	0	0	0

- II-9a. **U.S. imports from Japan (heavyweight jumbo rolls).**—Report your firm's imports, shipments, and inventories of heavyweight jumbo rolls imported from Japan by your firm during the specified periods.

Japan – Heavyweight jumbo rolls

Quantity (<i>in short tons</i>), value (<i>in \$1,000</i>)					
Item	Calendar year			January-March	
	2018	2019	2020	2020	2021
Beginning-of-period inventories (quantity) (A)					
Imports: ¹ Quantity (B)					
Value (C)					
U.S. shipments: Commercial shipments: Quantity (D)					
Value (E)					
Internal consumption: ² Quantity (F)					
Value ² (G)					
Transfers to related firms: ² Quantity (H)					
Value ² (I)					
Export shipments: ³ Quantity (J)					
Value (K)					
End-of-period inventories (quantity) (L)					
¹ Please identify the foreign producers, if known: _____. Please identify the HTS numbers used to import this merchandise: _____. ² Internal consumption and transfers to related firms must be valued at fair market value. If your firm uses a different basis for valuing these transactions in your records, please specify that basis (e.g., cost, cost plus, etc.): _____. However, the data provided above in this table should be based on fair market value. ³ Identify your firm's principal export markets: _____.					

II-9a. **U.S. imports from Japan (heavyweight jumbo rolls).--Continued**

RECONCILIATION OF SHIPMENTS, IMPORTS, AND INVENTORIES.--Generally, the data reported for the end-of-period inventories (i.e., line L) should be equal to the beginning-of-period inventories (i.e., line A), plus imports (i.e., line B), less total shipments (i.e., lines D, F, H, and J). Please ensure that any differences are not due to data entry errors in completing this form, but rather actually reflect your firm's records; and also provide any likely explanations for any differences (e.g., theft, loss, damage, record systems issues, etc.) if they exist.

Reconciliation	Calendar year			January-March	
	2018	2019	2020	2020	2021
A + B – D – F – H – J – L = should equal zero ("0") or provide an explanation. ¹	0	0	0	0	0
¹ Explanation if the calculated fields above are returning values other than zero (i.e., "0") but are nonetheless accurate: _____.					

II-9b. **Channels of distribution: Japan (heavyweight jumbo rolls).**--Report your firm's U.S. shipments (i.e. inclusive of commercial U.S. shipments, internal consumption, and transfers to related firms) of heavyweight jumbo rolls of thermal paper imported from Japan by channel of distribution during the specified periods.

Japan – Heavyweight jumbo rolls

Quantity (in short tons)					
Item	Calendar year			January-March	
	2018	2019	2020	2020	2021
Heavyweight jumbo rolls					
Channels of distribution:					
U.S. shipments:					
To distributors (M)					
To converters (N)					
To end users (O)					

RECONCILIATION OF CHANNELS.--Please ensure that the quantities of heavyweight jumbo rolls reported for channels of distribution (i.e., lines M through O) in each time period equal the quantity reported for U.S. shipments (i.e., lines D, F, and H) in each time period in part "a" of this question. If the calculated fields below return values other than zero (i.e., "0"), the data reported must be revised prior to submission to the Commission.

Reconciliation item	Calendar year			January-March	
	2018	2019	2020	2020	2021
Heavyweight jumbo rolls: M + N + O – D – F – H = zero ("0"), if not revise.	0	0	0	0	0

- II-9c. **U.S. shipments by basis weight: Japan (heavyweight jumbo rolls).**--Report your firm's U.S. shipments (i.e. inclusive of commercial U.S. shipments, internal consumption, and transfers to related firms) of heavyweight jumbo rolls of thermal paper imported from Japan in 2020 by specified basis weights.

Japan – Heavyweight jumbo rolls

Quantity (in short tons) and value in (\$1,000)					
Item	Calendar year			January-March	
	2018	2019	2020	2020	2021
U.S. shipments:					
Greater than 70 g/m ² to 79.9 g/m ² Quantity (P)					
Value (Q)					
80 g/m ² to 89.9 g/m ² Quantity (R)					
Value (S)					
90 g/m ² to 99.9 g/m ² Quantity (T)					
Value (U)					
Over 100 g/m ² Quantity (V)					
Value (W)					

RECONCILIATION OF US SHIPMENTS BY BASIS WEIGHT.--Please ensure that the quantities and value reported for U.S. shipments by basis weight of jumbo rolls (i.e., lines P through W) equal the quantities and values reported for U.S. shipments (i.e., lines D through I) in 2020 in question II-8. If the calculated fields below return values other than zero (i.e., "0"), the data reported must be revised prior to submission to the Commission.

Reconciliation item	Calendar year			January-March	
	2018	2019	2020	2020	2021
Quantity: P + R + T + V – D – F – H = zero ("0"), if not revise.	0	0	0	0	0
Value: Q + S + U + W – E – G – I = zero ("0"), if not revise.	0	0	0	0	0

- II-10a. **U.S. imports from Japan (lightweight converted rolls).**—Report your firm's imports, shipments, and inventories of lightweight converted rolls imported from Japan by your firm during the specified periods. (Note: Report your firm's imports of lightweight converted rolls based on the country of manufacture of the thermal paper, not the country of conversion.)

Japan – Lightweight converted rolls

Quantity (in short tons), value (in \$1,000)					
Item	Calendar year			January-March	
	2018	2019	2020	2020	2021
Beginning-of-period inventories (quantity) (A)					
Imports: ^{1 2} Quantity (B)					
Value (C)					
U.S. shipments: Commercial shipments: Quantity (D)					
Value (E)					
Internal consumption: ³ Quantity (F)					
Value ² (G)					
Transfers to related firms: ³ Quantity (H)					
Value ² (I)					
Export shipments: ⁴ Quantity (J)					
Value (K)					
End-of-period inventories (quantity) (L)					

¹ Please identify the foreign producers, if known: _____. Please identify the HTS numbers used to import this merchandise: _____.

² Please estimate the percentage of your firm's imports reported here that were converted in a third country (i.e., not the same country as the reported country of origin based on where the paper was manufactured): _____ percent. Please identify the country of conversion and the third-country converters in question, if known: _____.

³ Internal consumption and transfers to related firms must be valued at fair market value. If your firm uses a different basis for valuing these transactions in your records, please specify that basis (e.g., cost, cost plus, etc.): _____. However, the data provided above in this table should be based on fair market value. Identify the products made using internally consumed thermal paper: _____.

⁴ Identify your firm's principal export markets: _____.

II-10a. **U.S. imports from Japan (lightweight converted rolls).--Continued**

RECONCILIATION OF SHIPMENTS, IMPORTS, AND INVENTORIES.--Generally, the data reported for the end-of-period inventories (i.e., line L) should be equal to the beginning-of-period inventories (i.e., line A), plus imports (i.e., line B), less total shipments (i.e., lines D, F, H, and J). Please ensure that any differences are not due to data entry errors in completing this form, but rather actually reflect your firm's records; and also provide any likely explanations for any differences (e.g., theft, loss, damage, record systems issues, etc.) if they exist.

Reconciliation	Calendar year			January-March	
	2018	2019	2020	2020	2021
A + B – D – F – H – J – L = should equal zero ("0") or provide an explanation. ¹	0	0	0	0	0
¹ Explanation if the calculated fields above are returning values other than zero (i.e., "0") but are nonetheless accurate: _____.					

II-10b. **Channels of distribution: Japan (lightweight converted rolls).**--Report your firm's U.S. shipments (i.e. inclusive of commercial U.S. shipments, internal consumption, and transfers to related firms) of lightweight converted rolls of thermal paper imported from Japan by channel of distribution during the specified periods.

Japan – Lightweight converted rolls

Quantity (in short tons)					
Item	Calendar year			January-March	
	2018	2019	2020	2020	2021
Lightweight converted rolls					
Channels of distribution:					
U.S. shipments:					
To distributors (M)					
To converters (N)					
To end users (O)					

RECONCILIATION OF CHANNELS.--Please ensure that the quantities of lightweight converted rolls reported for channels of distribution (i.e., lines M through O) in each time period equal the quantity reported for U.S. shipments (i.e., lines D, F, and H) in each time period in part "a" of this question. If the calculated fields below return values other than zero (i.e., "0"), the data reported must be revised prior to submission to the Commission.

Reconciliation item	Calendar year			January-March	
	2018	2019	2020	2020	2021
Lightweight converted rolls: M + N + O – D – F – H = zero ("0"), if not revise.	0	0	0	0	0

- II-10c. **U.S. shipments by basis weight: Japan (lightweight converted rolls).**--Report your firm's U.S. shipments (i.e. inclusive of commercial U.S. shipments, internal consumption, and transfers to related firms) of lightweight converted rolls of thermal paper imported from Japan in 2020 by specified basis weights.

Japan – Lightweight converted rolls

Quantity (in short tons) and value in (\$1,000)					
Item	Calendar year			January-March	
	2018	2019	2020	2020	2021
U.S. shipments:					
Less than 49.9 g/m ² Quantity (P)					
Value (Q)					
49.9 g/m ² to 60 g/m ² Quantity (R)					
Value (S)					
Over 60 g/m ² to 70 g/m ² Quantity (T)					
Value (U)					

RECONCILIATION OF US SHIPMENTS BY BASIS WEIGHT.--Please ensure that the quantities and values reported for U.S. shipments by basis weight of lightweight converted rolls (i.e., lines P through U) equal the quantities and values reported for U.S. shipments (i.e., lines D through I) in 2020 in part "a" of this question. If the calculated fields below return values other than zero (i.e., "0"), the data reported must be revised prior to submission to the Commission.

Reconciliation item	Calendar year			January-March	
	2018	2019	2020	2020	2021
Quantity: P + R + T – D – F – H = zero ("0"), if not revise.	0	0	0	0	0
Value: Q + S + U – E – G – I = zero ("0"), if not revise.	0	0	0	0	0

II-11a. **U.S. imports from Korea (lightweight jumbo rolls).**—Report your firm's imports, shipments, and inventories of lightweight jumbo rolls imported from Korea by your firm during the specified periods.

Korea – Lightweight jumbo rolls

Quantity (in short tons), value (in \$1,000)					
Item	Calendar year			January-March	
	2018	2019	2020	2020	2021
Beginning-of-period inventories (quantity) (A)					
Imports: ¹					
Quantity (B)					
Value (C)					
U.S. shipments:					
Commercial shipments:					
Quantity (D)					
Value (E)					
Internal consumption: ²					
Quantity (F)					
Value ² (G)					
Transfers to related firms: ²					
Quantity (H)					
Value ² (I)					
Export shipments: ³					
Quantity (J)					
Value (K)					
End-of-period inventories (quantity) (L)					
¹ Please identify the foreign producers, if known: _____. Please identify the HTS numbers used to import this merchandise: _____. ² Internal consumption and transfers to related firms must be valued at fair market value. If your firm uses a different basis for valuing these transactions in your records, please specify that basis (e.g., cost, cost plus, etc.): _____. However, the data provided above in this table should be based on fair market value. ³ Identify your firm's principal export markets: _____.					

II-11a. **U.S. imports from Korea (lightweight jumbo rolls).--Continued**

RECONCILIATION OF SHIPMENTS, IMPORTS, AND INVENTORIES.--Generally, the data reported for the end-of-period inventories (i.e., line L) should be equal to the beginning-of-period inventories (i.e., line A), plus imports (i.e., line B), less total shipments (i.e., lines D, F, H, and J). Please ensure that any differences are not due to data entry errors in completing this form, but rather actually reflect your firm's records; and also provide any likely explanations for any differences (e.g., theft, loss, damage, record systems issues, etc.) if they exist.

Reconciliation	Calendar year			January-March	
	2018	2019	2020	2020	2021
A + B – D – F – H – J – L = should equal zero ("0") or provide an explanation. ¹	0	0	0	0	0
¹ Explanation if the calculated fields above are returning values other than zero (i.e., "0") but are nonetheless accurate: _____.					

II-11b. **Channels of distribution: Korea (lightweight jumbo rolls).**--Report your firm's U.S. shipments (i.e. inclusive of commercial U.S. shipments, internal consumption, and transfers to related firms) of lightweight jumbo rolls of thermal paper imported from Korea by channel of distribution during the specified periods.

Korea – Lightweight jumbo rolls

Quantity (in short tons)					
Item	Calendar year			January-March	
	2018	2019	2020	2020	2021
Lightweight jumbo rolls					
Channels of distribution:					
U.S. shipments:					
To distributors (M)					
To converters (N)					
To end users (O)					

RECONCILIATION OF CHANNELS.--Please ensure that the quantities of lightweight jumbo rolls reported for channels of distribution (i.e., lines M through O) in each time period equal the quantity reported for U.S. shipments (i.e., lines D, F, and H) in each time period in part "a" of this question. If the calculated fields below return values other than zero (i.e., "0"), the data reported must be revised prior to submission to the Commission.

Reconciliation item	Calendar year			January-March	
	2018	2019	2020	2020	2021
Lightweight jumbo rolls: M + N + O – D – F – H = zero ("0"), if not revise.	0	0	0	0	0

- II-11c. **U.S. shipments by basis weight: Korea (lightweight jumbo rolls).**--Report your firm's U.S. shipments (i.e. inclusive of commercial U.S. shipments, internal consumption, and transfers to related firms) of lightweight jumbo rolls of thermal paper imported from Korea in 2020 by specified basis weights.

Korea – Lightweight jumbo rolls

Quantity (in short tons) and value in (\$1,000)					
Item	Calendar year			January-March	
	2018	2019	2020	2020	2021
U.S. shipments:					
Less than 49.9 g/m ² Quantity (P)					
Value (Q)					
49.9 g/m ² to 60 g/m ² Quantity (R)					
Value (S)					
Over 60 g/m ² to 70 g/m ² Quantity (T)					
Value (U)					

RECONCILIATION OF US SHIPMENTS BY BASIS WEIGHT.--Please ensure that the quantities and values reported for U.S. shipments by basis weight of lightweight jumbo rolls (i.e., lines P through W) equal the quantities and values reported for U.S. shipments (i.e., lines D through I) in 2020 in part "a" of this question. If the calculated fields below return values other than zero (i.e., "0"), the data reported must be revised prior to submission to the Commission.

Reconciliation item	Calendar year			January-March	
	2018	2019	2020	2020	2021
Quantity: P + R + T – D – F – H = zero ("0"), if not revise.	0	0	0	0	0
Value: Q + S + U – E – G – I = zero ("0"), if not revise.	0	0	0	0	0

II-11d. **Monthly U.S. imports: Korea.**—Report your firm's monthly U.S. imports of lightweight jumbo rolls of thermal paper from Korea by supplier during the specified period.

- Hansol Paper
- All other suppliers in Korea (Others)

Quantity (in short tons)		
Month	Supplier in Korea	
	Hansol Paper	Others
2020.--		
January		
February		
March		
April		
May		
June		
July		
August		
September		
October		
November		
December		
2021.--		
January		
February		
March		
April		
May		

RECONCILIATION OF MONTHLY IMPORTS.-- Please ensure that the total imports reported for full year 2020 reported in part "a" of this question matches the monthly data reported here. If the calculated fields below return values other than zero (i.e., "0"), the data reported must be revised prior to submission.

Reconciliation for	Calendar year 2020
U.S. imports from Korea (line B), revise if not returning zero ("0")	0

- II-11e. **End-of-period inventories: Korea.**--Report your firm's end-of-period inventories of lightweight jumbo rolls of thermal paper in the United States of imports from Korea at the end of the specified month by supplier.

Korea

Quantity (in short tons)		
Date	Supplier in Korea	
	Hansol Paper	Others
Ending inventory balance on or around-- July 31, 2020		
August 31, 2020		
September 30, 2020		
October 31, 2020		
November 30, 2020		
December 31, 2020		
January 31, 2021		
February 28, 2021		
March 31, 2021		
April 30, 2021		
May 31, 2021		

RECONCILIATION OF END-OF-PERIOD INVENTORIES.-- Please ensure that the end-of-period inventories reported for December 31, 2020 in this table across all suppliers match the aggregated data reported for end-of-period inventories in part "a" of this question for calendar year 2020. If the calculated fields below return values other than zero (i.e., "0"), the data reported must be revised prior to submission.

Reconciliation for	Calendar year 2020
End-of-period inventories from Korea (line L), revise if not returning zero ("0")	0

- II-12a. **U.S. imports from Korea (heavyweight jumbo rolls).**—Report your firm's imports, shipments, and inventories of heavyweight jumbo rolls imported from Korea by your firm during the specified periods.

Korea – Heavyweight jumbo rolls

Quantity (<i>in short tons</i>), value (<i>in \$1,000</i>)					
Item	Calendar year			January-March	
	2018	2019	2020	2020	2021
Beginning-of-period inventories (quantity) (A)					
Imports: ¹ Quantity (B)					
Value (C)					
U.S. shipments: Commercial shipments: Quantity (D)					
Value (E)					
Internal consumption: ² Quantity (F)					
Value ² (G)					
Transfers to related firms: ² Quantity (H)					
Value ² (I)					
Export shipments: ³ Quantity (J)					
Value (K)					
End-of-period inventories (quantity) (L)					

¹ Please identify the foreign producers, if known: _____. Please identify the HTS numbers used to import this merchandise: _____.

² Internal consumption and transfers to related firms must be valued at fair market value. If your firm uses a different basis for valuing these transactions in your records, please specify that basis (e.g., cost, cost plus, etc.): _____. However, the data provided above in this table should be based on fair market value.

³ Identify your firm's principal export markets: _____.

II-12a. **U.S. imports from Korea (heavyweight jumbo rolls).**—Continued

RECONCILIATION OF SHIPMENTS, IMPORTS, AND INVENTORIES.—Generally, the data reported for the end-of-period inventories (i.e., line L) should be equal to the beginning-of-period inventories (i.e., line A), plus imports (i.e., line B), less total shipments (i.e., lines D, F, H, and J). Please ensure that any differences are not due to data entry errors in completing this form, but rather actually reflect your firm's records; and also provide any likely explanations for any differences (e.g., theft, loss, damage, record systems issues, etc.) if they exist.

Reconciliation	Calendar year			January-March	
	2018	2019	2020	2020	2021
A + B – D – F – H – J – L = should equal zero ("0") or provide an explanation. ¹	0	0	0	0	0
¹ Explanation if the calculated fields above are returning values other than zero (i.e., "0") but are nonetheless accurate: _____.					

II-12b. **Channels of distribution: Korea (heavyweight jumbo rolls).**—Report your firm's U.S. shipments (i.e. inclusive of commercial U.S. shipments, internal consumption, and transfers to related firms) of heavyweight jumbo rolls of thermal paper imported from Korea by channel of distribution during the specified periods.

Korea – Heavyweight jumbo rolls

Quantity (in short tons)					
Item	Calendar year			January-March	
	2018	2019	2020	2020	2021
Heavyweight jumbo rolls					
Channels of distribution:					
U.S. shipments:					
To distributors (M)					
To converters (N)					
To end users (O)					

RECONCILIATION OF CHANNELS.—Please ensure that the quantities of heavyweight jumbo rolls reported for channels of distribution (i.e., lines M through O) in each time period equal the quantity reported for U.S. shipments (i.e., lines D, F, and H) in each time period in part "a" of this question. If the calculated fields below return values other than zero (i.e., "0"), the data reported must be revised prior to submission to the Commission.

Reconciliation item	Calendar year			January-March	
	2018	2019	2020	2020	2021
Heavyweight jumbo rolls: M + N + O – D – F – H = zero ("0"), if not revise.	0	0	0	0	0

- II-12c. **U.S. shipments by basis weight: Korea (heavyweight jumbo rolls).**--Report your firm's U.S. shipments (i.e. inclusive of commercial U.S. shipments, internal consumption, and transfers to related firms) of heavyweight jumbo rolls of thermal paper imported from Korea in 2020 by specified basis weights.

Korea – Heavyweight jumbo rolls

Quantity (in short tons) and value in (\$1,000)					
Item	Calendar year			January-March	
	2018	2019	2020	2020	2021
U.S. shipments:					
Greater than 70 g/m ² to 79.9 g/m ² Quantity (P)					
Value (Q)					
80 g/m ² to 89.9 g/m ² Quantity (R)					
Value (S)					
90 g/m ² to 99.9 g/m ² Quantity (T)					
Value (U)					
Over 100 g/m ² Quantity (V)					
Value (W)					

RECONCILIATION OF US SHIPMENTS BY BASIS WEIGHT.--Please ensure that the quantities and value reported for U.S. shipments by basis weight of jumbo rolls (i.e., lines P through W) equal the quantities and values reported for U.S. shipments (i.e., lines D through I) in 2020 in question II-8. If the calculated fields below return values other than zero (i.e., "0"), the data reported must be revised prior to submission to the Commission.

Reconciliation item	Calendar year			January-March	
	2018	2019	2020	2020	2021
Quantity: P + R + T + V – D – F – H = zero ("0"), if not revise.	0	0	0	0	0
Value: Q + S + U + W – E – G – I = zero ("0"), if not revise.	0	0	0	0	0

II-12d. **Monthly U.S. imports: Korea.**—Report your firm's monthly U.S. imports of heavyweight jumbo rolls of thermal paper from Korea by supplier during the specified period.

- Hansol Paper
- All other suppliers in Korea (Others)

Quantity (in short tons)		
Month	Supplier in Korea	
	Hansol Paper	Others
2020.--		
January		
February		
March		
April		
May		
June		
July		
August		
September		
October		
November		
December		
2021.--		
January		
February		
March		
April		
May		

RECONCILIATION OF MONTHLY IMPORTS.— Please ensure that the total imports reported for full year 2020 reported in part "a" of this question matches the monthly data reported here. If the calculated fields below return values other than zero (i.e., "0"), the data reported must be revised prior to submission.

Reconciliation for	Calendar year 2020
U.S. imports from Korea (line B), revise if not returning zero ("0")	0

II-12e. **End-of-period inventories: Korea.**--Report your firm's end-of-period inventories of heavyweight jumbo rolls of thermal paper in the United States of imports from Korea at the end of the specified month by supplier.

Korea

Quantity (in short tons)		
Date	Supplier in Korea	
	Hansol Paper	Others
Ending inventory balance on or around-- July 31, 2020		
August 31, 2020		
September 30, 2020		
October 31, 2020		
November 30, 2020		
December 31, 2020		
January 31, 2021		
February 28, 2021		
March 31, 2021		
April 30, 2021		
May 31, 2021		

RECONCILIATION OF END-OF-PERIOD INVENTORIES.-- Please ensure that the end-of-period inventories reported for December 31, 2020 in this table across all suppliers match the aggregated data reported for end-of-period inventories in part "a" of this question for calendar year 2020. If the calculated fields below return values other than zero (i.e., "0"), the data reported must be revised prior to submission.

Reconciliation for	Calendar year 2020
End-of-period inventories from Korea (line L), revise if not returning zero ("0")	0

- II-13a. **U.S. imports from Korea (lightweight converted rolls).**—Report your firm's imports, shipments, and inventories of lightweight converted rolls imported from Korea by your firm during the specified periods. (Note: Report your firm's imports of lightweight converted rolls based on the country of manufacture of the thermal paper, not the country of conversion.)

Korea – Lightweight converted rolls

Quantity (in short tons), value (in \$1,000)					
Item	Calendar year			January-March	
	2018	2019	2020	2020	2021
Beginning-of-period inventories (quantity) (A)					
Imports: ^{1 2} Quantity (B)					
Value (C)					
U.S. shipments: Commercial shipments: Quantity (D)					
Value (E)					
Internal consumption: ³ Quantity (F)					
Value ² (G)					
Transfers to related firms: ³ Quantity (H)					
Value ² (I)					
Export shipments: ⁴ Quantity (J)					
Value (K)					
End-of-period inventories (quantity) (L)					

¹ Please identify the foreign producers, if known: _____. Please identify the HTS numbers used to import this merchandise: _____.

² Please estimate the percentage of your firm's imports reported here that were converted in a third country (i.e., not the same country as the reported country of origin based on where the paper was manufactured): _____ percent. Please identify the country of conversion and the third-country converters in question, if known: _____.

³ Internal consumption and transfers to related firms must be valued at fair market value. If your firm uses a different basis for valuing these transactions in your records, please specify that basis (e.g., cost, cost plus, etc.): _____. However, the data provided above in this table should be based on fair market value. Identify the products made using internally consumed thermal paper: _____.

⁴ Identify your firm's principal export markets: _____.

II-13a. **U.S. imports from Korea (lightweight converted rolls).**—Continued

RECONCILIATION OF SHIPMENTS, IMPORTS, AND INVENTORIES.—Generally, the data reported for the end-of-period inventories (i.e., line L) should be equal to the beginning-of-period inventories (i.e., line A), plus imports (i.e., line B), less total shipments (i.e., lines D, F, H, and J). Please ensure that any differences are not due to data entry errors in completing this form, but rather actually reflect your firm's records; and also provide any likely explanations for any differences (e.g., theft, loss, damage, record systems issues, etc.) if they exist.

Reconciliation	Calendar year			January-March	
	2018	2019	2020	2020	2021
A + B – D – F – H – J – L = should equal zero ("0") or provide an explanation. ¹	0	0	0	0	0
¹ Explanation if the calculated fields above are returning values other than zero (i.e., "0") but are nonetheless accurate: _____.					

II-13b. **Channels of distribution: Korea (lightweight converted rolls).**—Report your firm's U.S. shipments (i.e. inclusive of commercial U.S. shipments, internal consumption, and transfers to related firms) of lightweight converted rolls of thermal paper imported from Korea by channel of distribution during the specified periods.

Korea – Lightweight converted rolls

Quantity (in short tons)					
Item	Calendar year			January-March	
	2018	2019	2020	2020	2021
Lightweight converted rolls					
Channels of distribution:					
U.S. shipments:					
To distributors (M)					
To converters (N)					
To end users (O)					

RECONCILIATION OF CHANNELS.—Please ensure that the quantities of lightweight converted rolls reported for channels of distribution (i.e., lines M through O) in each time period equal the quantity reported for U.S. shipments (i.e., lines D, F, and H) in each time period in part "a" of this question. If the calculated fields below return values other than zero (i.e., "0"), the data reported must be revised prior to submission to the Commission.

Reconciliation item	Calendar year			January-March	
	2018	2019	2020	2020	2021
Lightweight converted rolls: M + N + O – D – F – H = zero ("0"), if not revise.	0	0	0	0	0

- II-13c. **U.S. shipments by basis weight: Korea (lightweight converted rolls).**--Report your firm's U.S. shipments (i.e. inclusive of commercial U.S. shipments, internal consumption, and transfers to related firms) of lightweight converted rolls of thermal paper imported from Korea in 2020 by specified basis weights.

Korea – Lightweight converted rolls

Quantity (in short tons) and value in (\$1,000)					
Item	Calendar year			January-March	
	2018	2019	2020	2020	2021
U.S. shipments:					
Less than 49.9 g/m ² Quantity (P)					
Value (Q)					
49.9 g/m ² to 60 g/m ² Quantity (R)					
Value (S)					
Over 60 g/m ² to 70 g/m ² Quantity (T)					
Value (U)					

RECONCILIATION OF US SHIPMENTS BY BASIS WEIGHT.--Please ensure that the quantities and values reported for U.S. shipments by basis weight of lightweight converted rolls (i.e., lines P through U) equal the quantities and values reported for U.S. shipments (i.e., lines D through I) in 2020 in part "a" of this question. If the calculated fields below return values other than zero (i.e., "0"), the data reported must be revised prior to submission to the Commission.

Reconciliation item	Calendar year			January-March	
	2018	2019	2020	2020	2021
Quantity: P + R + T – D – F – H = zero ("0"), if not revise.	0	0	0	0	0
Value: Q + S + U – E – G – I = zero ("0"), if not revise.	0	0	0	0	0

II-11d. **Monthly U.S. imports: Korea.**—Report your firm's monthly U.S. imports of lightweight converted rolls of thermal paper from Korea by supplier during the specified period.

- Hansol Paper
- All other suppliers in Korea (Others)

Quantity (in short tons)		
Month	Supplier in Korea	
	Hansol Paper	Others
2020.--		
January		
February		
March		
April		
May		
June		
July		
August		
September		
October		
November		
December		
2021.--		
January		
February		
March		
April		
May		

RECONCILIATION OF MONTHLY IMPORTS.-- Please ensure that the total imports reported for full year 2020 reported in part "a" of this question matches the monthly data reported here. If the calculated fields below return values other than zero (i.e., "0"), the data reported must be revised prior to submission.

Reconciliation for	Calendar year 2020
U.S. imports from Korea (line B), revise if not returning zero ("0")	0

- II-11e. **End-of-period inventories: Korea.**--Report your firm's end-of-period inventories of lightweight converted rolls of thermal paper in the United States of imports from Korea at the end of the specified month by supplier.

Korea

Quantity (in short tons)		
Date	Supplier in Korea	
	Hansol Paper	Others
Ending inventory balance on or around-- July 31, 2020		
August 31, 2020		
September 30, 2020		
October 31, 2020		
November 30, 2020		
December 31, 2020		
January 31, 2021		
February 28, 2021		
March 31, 2021		
April 30, 2021		
May 31, 2021		

RECONCILIATION OF END-OF-PERIOD INVENTORIES.-- Please ensure that the end-of-period inventories reported for December 31, 2020 in this table across all suppliers match the aggregated data reported for end-of-period inventories in part "a" of this question for calendar year 2020. If the calculated fields below return values other than zero (i.e., "0"), the data reported must be revised prior to submission.

Reconciliation for	Calendar year 2020
End-of-period inventories from Korea (line L), revise if not returning zero ("0")	0

II-14a. **U.S. imports from Spain (lightweight jumbo rolls).**—Report your firm's imports, shipments, and inventories of lightweight jumbo rolls imported from Spain by your firm during the specified periods.

Spain – Lightweight jumbo rolls

Quantity (in short tons), value (in \$1,000)					
Item	Calendar year			January-March	
	2018	2019	2020	2020	2021
Beginning-of-period inventories (quantity) (A)					
Imports: ¹					
Quantity (B)					
Value (C)					
U.S. shipments:					
Commercial shipments:					
Quantity (D)					
Value (E)					
Internal consumption: ²					
Quantity (F)					
Value ² (G)					
Transfers to related firms: ²					
Quantity (H)					
Value ² (I)					
Export shipments: ³					
Quantity (J)					
Value (K)					
End-of-period inventories (quantity) (L)					

¹ Please identify the foreign producers, if known: _____. Please identify the HTS numbers used to import this merchandise: _____.

² Internal consumption and transfers to related firms must be valued at fair market value. If your firm uses a different basis for valuing these transactions in your records, please specify that basis (e.g., cost, cost plus, etc.): _____. However, the data provided above in this table should be based on fair market value.

³ Identify your firm's principal export markets: _____.

II-14a. **U.S. imports from Spain (lightweight jumbo rolls).**—Continued

RECONCILIATION OF SHIPMENTS, IMPORTS, AND INVENTORIES.—Generally, the data reported for the end-of-period inventories (i.e., line L) should be equal to the beginning-of-period inventories (i.e., line A), plus imports (i.e., line B), less total shipments (i.e., lines D, F, H, and J). Please ensure that any differences are not due to data entry errors in completing this form, but rather actually reflect your firm's records; and also provide any likely explanations for any differences (e.g., theft, loss, damage, record systems issues, etc.) if they exist.

Reconciliation	Calendar year			January-March	
	2018	2019	2020	2020	2021
A + B – D – F – H – J – L = should equal zero ("0") or provide an explanation. ¹	0	0	0	0	0
¹ Explanation if the calculated fields above are returning values other than zero (i.e., "0") but are nonetheless accurate: _____.					

II-14b. **Channels of distribution: Spain (lightweight jumbo rolls).**—Report your firm's U.S. shipments (i.e. inclusive of commercial U.S. shipments, internal consumption, and transfers to related firms) of lightweight jumbo rolls of thermal paper imported from Spain by channel of distribution during the specified periods.

Spain – Lightweight jumbo rolls

Quantity (in short tons)					
Item	Calendar year			January-March	
	2018	2019	2020	2020	2021
Lightweight jumbo rolls					
Channels of distribution:					
U.S. shipments:					
To distributors (M)					
To converters (N)					
To end users (O)					

RECONCILIATION OF CHANNELS.—Please ensure that the quantities of lightweight jumbo rolls reported for channels of distribution (i.e., lines M through O) in each time period equal the quantity reported for U.S. shipments (i.e., lines D, F, and H) in each time period in part "a" of this question. If the calculated fields below return values other than zero (i.e., "0"), the data reported must be revised prior to submission to the Commission.

Reconciliation item	Calendar year			January-March	
	2018	2019	2020	2020	2021
Lightweight jumbo rolls: M + N + O – D – F – H = zero ("0"), if not revise.	0	0	0	0	0

- II-14c. **U.S. shipments by basis weight: Spain (lightweight jumbo rolls).**--Report your firm's U.S. shipments (i.e. inclusive of commercial U.S. shipments, internal consumption, and transfers to related firms) of lightweight jumbo rolls of thermal paper imported from Spain in 2020 by specified basis weights.

Spain – Lightweight jumbo rolls

Quantity (in short tons) and value in (\$1,000)					
Item	Calendar year			January-March	
	2018	2019	2020	2020	2021
U.S. shipments:					
Less than 49.9 g/m ² Quantity (P)					
Value (Q)					
49.9 g/m ² to 60 g/m ² Quantity (R)					
Value (S)					
Over 60 g/m ² to 70 g/m ² Quantity (T)					
Value (U)					

RECONCILIATION OF US SHIPMENTS BY BASIS WEIGHT.--Please ensure that the quantities and values reported for U.S. shipments by basis weight of lightweight jumbo rolls (i.e., lines P through W) equal the quantities and values reported for U.S. shipments (i.e., lines D through I) in 2020 in part "a" of this question. If the calculated fields below return values other than zero (i.e., "0"), the data reported must be revised prior to submission to the Commission.

Reconciliation item	Calendar year			January-March	
	2018	2019	2020	2020	2021
Quantity: P + R + T – D – F – H = zero ("0"), if not revise.	0	0	0	0	0
Value: Q + S + U – E – G – I = zero ("0"), if not revise.	0	0	0	0	0

II-15a. **U.S. imports from Spain (heavyweight jumbo rolls).**—Report your firm's imports, shipments, and inventories of heavyweight jumbo rolls imported from Spain by your firm during the specified periods.

Spain – Heavyweight jumbo rolls

Quantity (in short tons), value (in \$1,000)					
Item	Calendar year			January-March	
	2018	2019	2020	2020	2021
Beginning-of-period inventories (quantity) (A)					
Imports: ¹					
Quantity (B)					
Value (C)					
U.S. shipments:					
Commercial shipments:					
Quantity (D)					
Value (E)					
Internal consumption: ²					
Quantity (F)					
Value ² (G)					
Transfers to related firms: ²					
Quantity (H)					
Value ² (I)					
Export shipments: ³					
Quantity (J)					
Value (K)					
End-of-period inventories (quantity) (L)					
¹ Please identify the foreign producers, if known: _____. Please identify the HTS numbers used to import this merchandise: _____. ² Internal consumption and transfers to related firms must be valued at fair market value. If your firm uses a different basis for valuing these transactions in your records, please specify that basis (e.g., cost, cost plus, etc.): _____. However, the data provided above in this table should be based on fair market value. ³ Identify your firm's principal export markets: _____.					

II-15a. **U.S. imports from Spain (heavyweight jumbo rolls).--Continued**

RECONCILIATION OF SHIPMENTS, IMPORTS, AND INVENTORIES.--Generally, the data reported for the end-of-period inventories (i.e., line L) should be equal to the beginning-of-period inventories (i.e., line A), plus imports (i.e., line B), less total shipments (i.e., lines D, F, H, and J). Please ensure that any differences are not due to data entry errors in completing this form, but rather actually reflect your firm's records; and also provide any likely explanations for any differences (e.g., theft, loss, damage, record systems issues, etc.) if they exist.

Reconciliation	Calendar year			January-March	
	2018	2019	2020	2020	2021
A + B – D – F – H – J – L = should equal zero ("0") or provide an explanation. ¹	0	0	0	0	0
¹ Explanation if the calculated fields above are returning values other than zero (i.e., "0") but are nonetheless accurate: _____.					

II-15b. **Channels of distribution: Spain (heavyweight jumbo rolls).**--Report your firm's U.S. shipments (i.e. inclusive of commercial U.S. shipments, internal consumption, and transfers to related firms) of heavyweight jumbo rolls of thermal paper imported from Spain by channel of distribution during the specified periods.

Spain – Heavyweight jumbo rolls

Quantity (in short tons)					
Item	Calendar year			January-March	
	2018	2019	2020	2020	2021
Heavyweight jumbo rolls					
Channels of distribution:					
U.S. shipments:					
To distributors (M)					
To converters (N)					
To end users (O)					

RECONCILIATION OF CHANNELS.--Please ensure that the quantities of heavyweight jumbo rolls reported for channels of distribution (i.e., lines M through O) in each time period equal the quantity reported for U.S. shipments (i.e., lines D, F, and H) in each time period in part "a" of this question. If the calculated fields below return values other than zero (i.e., "0"), the data reported must be revised prior to submission to the Commission.

Reconciliation item	Calendar year			January-March	
	2018	2019	2020	2020	2021
Heavyweight jumbo rolls: M + N + O – D – F – H = zero ("0"), if not revise.	0	0	0	0	0

- II-15c. **U.S. shipments by basis weight: Spain (heavyweight jumbo rolls).**--Report your firm's U.S. shipments (i.e. inclusive of commercial U.S. shipments, internal consumption, and transfers to related firms) of heavyweight jumbo rolls of thermal paper imported from Spain in 2020 by specified basis weights.

Spain – Heavyweight jumbo rolls

Quantity (in short tons) and value in (\$1,000)					
Item	Calendar year			January-March	
	2018	2019	2020	2020	2021
U.S. shipments:					
Greater than 70 g/m ² to 79.9 g/m ² Quantity (P)					
Value (Q)					
80 g/m ² to 89.9 g/m ² Quantity (R)					
Value (S)					
90 g/m ² to 99.9 g/m ² Quantity (T)					
Value (U)					
Over 100 g/m ² Quantity (V)					
Value (W)					

RECONCILIATION OF US SHIPMENTS BY BASIS WEIGHT.--Please ensure that the quantities and value reported for U.S. shipments by basis weight of jumbo rolls (i.e., lines P through W) equal the quantities and values reported for U.S. shipments (i.e., lines D through I) in 2020 in question II-8. If the calculated fields below return values other than zero (i.e., "0"), the data reported must be revised prior to submission to the Commission.

Reconciliation item	Calendar year			January-March	
	2018	2019	2020	2020	2021
Quantity: P + R + T + V – D – F – H = zero ("0"), if not revise.	0	0	0	0	0
Value: Q + S + U + W – E – G – I = zero ("0"), if not revise.	0	0	0	0	0

- II-16a. **U.S. imports from Spain (lightweight converted rolls).**—Report your firm's imports, shipments, and inventories of lightweight converted rolls imported from Spain by your firm during the specified periods. (Note: Report your firm's imports of lightweight converted rolls based on the country of manufacture of the thermal paper, not the country of conversion.)

Spain – Lightweight converted Rolls

Quantity (in short tons), value (in \$1,000)					
Item	Calendar year			January-March	
	2018	2019	2020	2020	2021
Beginning-of-period inventories (quantity) (A)					
Imports: ^{1 2} Quantity (B)					
Value (C)					
U.S. shipments: Commercial shipments: Quantity (D)					
Value (E)					
Internal consumption: ³ Quantity (F)					
Value ² (G)					
Transfers to related firms: ³ Quantity (H)					
Value ² (I)					
Export shipments: ⁴ Quantity (J)					
Value (K)					
End-of-period inventories (quantity) (L)					

¹ Please identify the foreign producers, if known: _____. Please identify the HTS numbers used to import this merchandise: _____.

² Please estimate the percentage of your firm's imports reported here that were lightweight converted in a third country (i.e., not the same country as the reported country of origin based on where the paper was manufactured): _____ percent. Please identify the country of conversion and the third-country converters in question, if known: _____.

³ Internal consumption and transfers to related firms must be valued at fair market value. If your firm uses a different basis for valuing these transactions in your records, please specify that basis (e.g., cost, cost plus, etc.): _____. However, the data provided above in this table should be based on fair market value. Identify the products made using internally consumed thermal paper: _____.

⁴ Identify your firm's principal export markets: _____.

II-16a. **U.S. imports from Spain (lightweight converted rolls).**—Continued

RECONCILIATION OF SHIPMENTS, IMPORTS, AND INVENTORIES.—Generally, the data reported for the end-of-period inventories (i.e., line L) should be equal to the beginning-of-period inventories (i.e., line A), plus imports (i.e., line B), less total shipments (i.e., lines D, F, H, and J). Please ensure that any differences are not due to data entry errors in completing this form, but rather actually reflect your firm's records; and also provide any likely explanations for any differences (e.g., theft, loss, damage, record systems issues, etc.) if they exist.

Reconciliation	Calendar year			January-March	
	2018	2019	2020	2020	2021
A + B – D – F – H – J – L = should equal zero ("0") or provide an explanation. ¹	0	0	0	0	0
¹ Explanation if the calculated fields above are returning values other than zero (i.e., "0") but are nonetheless accurate: _____.					

II-16b. **Channels of distribution: Spain (lightweight converted rolls).**—Report your firm's U.S. shipments (i.e. inclusive of commercial U.S. shipments, internal consumption, and transfers to related firms) of lightweight converted rolls of thermal paper imported from Spain by channel of distribution during the specified periods.

Spain – Lightweight converted Rolls

Quantity (in short tons)					
Item	Calendar year			January-March	
	2018	2019	2020	2020	2021
Lightweight converted rolls					
Channels of distribution:					
U.S. shipments:					
To distributors (M)					
To converters (N)					
To end users (O)					

RECONCILIATION OF CHANNELS.—Please ensure that the quantities of lightweight converted rolls reported for channels of distribution (i.e., lines M through O) in each time period equal the quantity reported for U.S. shipments (i.e., lines D, F, and H) in each time period in question part "a" of this question. If the calculated fields below return values other than zero (i.e., "0"), the data reported must be revised prior to submission to the Commission.

Reconciliation item	Calendar year			January-March	
	2018	2019	2020	2020	2021
Lightweight converted rolls: M + N + O – D – F – H = zero ("0"), if not revise.	0	0	0	0	0

- II-16c. **U.S. shipments by basis weight: Spain (lightweight converted rolls).**--Report your firm's U.S. shipments (i.e. inclusive of commercial U.S. shipments, internal consumption, and transfers to related firms) of lightweight converted rolls of thermal paper imported from Spain in 2020 by specified basis weights.

Spain – Lightweight converted Rolls

Quantity (in short tons) and value in (\$1,000)					
Item	Calendar year			January-March	
	2018	2019	2020	2020	2021
U.S. shipments:					
Less than 49.9 g/m ² Quantity (P)					
Value (Q)					
49.9 g/m ² to 60 g/m ² Quantity (R)					
Value (S)					
Over 60 g/m ² to 70 g/m ² Quantity (T)					
Value (U)					

RECONCILIATION OF US SHIPMENTS BY BASIS WEIGHT.--Please ensure that the quantities and values reported for U.S. shipments by basis weight of lightweight converted rolls (i.e., lines P through U) equal the quantities and values reported for U.S. shipments (i.e., lines D through I) in 2020 in part "a" of this question. If the calculated fields below return values other than zero (i.e., "0"), the data reported must be revised prior to submission to the Commission.

Reconciliation item	Calendar year			January-March	
	2018	2019	2020	2020	2021
Quantity: P + R + T – D – F – H = zero ("0"), if not revise.	0	0	0	0	0
Value: Q + S + U – E – G – I = zero ("0"), if not revise.	0	0	0	0	0

- II-17a. **U.S. imports from All other sources (lightweight jumbo rolls).**—Report your firm's imports, shipments, and inventories of lightweight jumbo rolls imported from All other sources by your firm during the specified periods.

All other sources – Lightweight jumbo Rolls

(list sources: _____)

Quantity (in short tons), value (in \$1,000)					
Item	Calendar year			January-March	
	2018	2019	2020	2020	2021
Beginning-of-period inventories (quantity) (A)					
Imports: ¹ Quantity (B)					
Value (C)					
U.S. shipments: Commercial shipments: Quantity (D)					
Value (E)					
Internal consumption: ² Quantity (F)					
Value ² (G)					
Transfers to related firms: ² Quantity (H)					
Value ² (I)					
Export shipments: ³ Quantity (J)					
Value (K)					
End-of-period inventories (quantity) (L)					

¹ Please identify the foreign producers, if known: _____. Please identify the HTS numbers used to import this merchandise: _____.

² Internal consumption and transfers to related firms must be valued at fair market value. If your firm uses a different basis for valuing these transactions in your records, please specify that basis (e.g., cost, cost plus, etc.): _____. However, the data provided above in this table should be based on fair market value.

³ Identify your firm's principal export markets: _____.

II-17a. **U.S. imports from All other sources (lightweight jumbo rolls).**—Continued

RECONCILIATION OF SHIPMENTS, IMPORTS, AND INVENTORIES.—Generally, the data reported for the end-of-period inventories (i.e., line L) should be equal to the beginning-of-period inventories (i.e., line A), plus imports (i.e., line B), less total shipments (i.e., lines D, F, H, and J). Please ensure that any differences are not due to data entry errors in completing this form, but rather actually reflect your firm's records; and also provide any likely explanations for any differences (e.g., theft, loss, damage, record systems issues, etc.) if they exist.

Reconciliation	Calendar year			January-March	
	2018	2019	2020	2020	2021
A + B – D – F – H – J – L = should equal zero ("0") or provide an explanation. ¹	0	0	0	0	0
¹ Explanation if the calculated fields above are returning values other than zero (i.e., "0") but are nonetheless accurate: _____.					

II-17b. **Channels of distribution: All other sources (lightweight jumbo rolls).**—Report your firm's U.S. shipments (i.e. inclusive of commercial U.S. shipments, internal consumption, and transfers to related firms) of lightweight jumbo rolls of thermal paper imported from All other sources by channel of distribution during the specified periods.

All other sources – Lightweight jumbo Rolls

Quantity (in short tons)					
Item	Calendar year			January-March	
	2018	2019	2020	2020	2021
Lightweight jumbo rolls					
Channels of distribution:					
U.S. shipments:					
To distributors (M)					
To converters (N)					
To end users (O)					

RECONCILIATION OF CHANNELS.—Please ensure that the quantities of lightweight jumbo rolls reported for channels of distribution (i.e., lines M through O) in each time period equal the quantity reported for U.S. shipments (i.e., lines D, F, and H) in each time period in part "a" of this question. If the calculated fields below return values other than zero (i.e., "0"), the data reported must be revised prior to submission to the Commission.

Reconciliation item	Calendar year			January-March	
	2018	2019	2020	2020	2021
Lightweight jumbo rolls: M + N + O – D – F – H = zero ("0"), if not revise.	0	0	0	0	0

- II-17c. **U.S. shipments by basis weight: All other sources (lightweight jumbo rolls).**--Report your firm's U.S. shipments (i.e. inclusive of commercial U.S. shipments, internal consumption, and transfers to related firms) of lightweight jumbo rolls of thermal paper imported from All other sources in 2020 by specified basis weights.

All other sources – Lightweight jumbo Rolls

Quantity (in short tons) and value in (\$1,000)					
Item	Calendar year			January-March	
	2018	2019	2020	2020	2021
U.S. shipments:					
Less than 49.9 g/m ² Quantity (P)					
Value (Q)					
49.9 g/m ² to 60 g/m ² Quantity (R)					
Value (S)					
Over 60 g/m ² to 70 g/m ² Quantity (T)					
Value (U)					

RECONCILIATION OF US SHIPMENTS BY BASIS WEIGHT.--Please ensure that the quantities and values reported for U.S. shipments by basis weight of lightweight jumbo rolls (i.e., lines P through W) equal the quantities and values reported for U.S. shipments (i.e., lines D through I) in 2020 in part "a" of this question. If the calculated fields below return values other than zero (i.e., "0"), the data reported must be revised prior to submission to the Commission.

Reconciliation item	Calendar year			January-March	
	2018	2019	2020	2020	2021
Quantity: P + R + T – D – F – H = zero ("0"), if not revise.	0	0	0	0	0
Value: Q + S + U – E – G – I = zero ("0"), if not revise.	0	0	0	0	0

II-18a. **U.S. imports from All other sources (heavyweight jumbo rolls).**—Report your firm's imports, shipments, and inventories of heavyweight jumbo rolls imported from all other sources by your firm during the specified periods.

All other sources – Heavyweight jumbo Rolls

(list sources: _____)

Quantity (in short tons), value (in \$1,000)					
Item	Calendar year			January-March	
	2018	2019	2020	2020	2021
Beginning-of-period inventories (quantity) (A)					
Imports: ¹ Quantity (B)					
Value (C)					
U.S. shipments: Commercial shipments: Quantity (D)					
Value (E)					
Internal consumption: ² Quantity (F)					
Value ² (G)					
Transfers to related firms: ² Quantity (H)					
Value ² (I)					
Export shipments: ³ Quantity (J)					
Value (K)					
End-of-period inventories (quantity) (L)					

¹ Please identify the foreign producers, if known: _____. Please identify the HTS numbers used to import this merchandise: _____.

² Internal consumption and transfers to related firms must be valued at fair market value. If your firm uses a different basis for valuing these transactions in your records, please specify that basis (e.g., cost, cost plus, etc.): _____. However, the data provided above in this table should be based on fair market value.

³ Identify your firm's principal export markets: _____.

II-18a. **U.S. imports from All other sources (heavyweight jumbo rolls).**—Continued

RECONCILIATION OF SHIPMENTS, IMPORTS, AND INVENTORIES.—Generally, the data reported for the end-of-period inventories (i.e., line L) should be equal to the beginning-of-period inventories (i.e., line A), plus imports (i.e., line B), less total shipments (i.e., lines D, F, H, and J). Please ensure that any differences are not due to data entry errors in completing this form, but rather actually reflect your firm's records; and also provide any likely explanations for any differences (e.g., theft, loss, damage, record systems issues, etc.) if they exist.

Reconciliation	Calendar year			January-March	
	2018	2019	2020	2020	2021
A + B – D – F – H – J – L = should equal zero ("0") or provide an explanation. ¹	0	0	0	0	0
¹ Explanation if the calculated fields above are returning values other than zero (i.e., "0") but are nonetheless accurate: _____.					

II-18b. **Channels of distribution: All other sources (heavyweight jumbo rolls).**—Report your firm's U.S. shipments (i.e. inclusive of commercial U.S. shipments, internal consumption, and transfers to related firms) of heavyweight jumbo rolls of thermal paper imported from All other sources by channel of distribution during the specified periods.

All other sources – Heavyweight jumbo Rolls

Quantity (in short tons)					
Item	Calendar year			January-March	
	2018	2019	2020	2020	2021
Heavyweight jumbo rolls					
Channels of distribution:					
U.S. shipments:					
To distributors (M)					
To converters (N)					
To end users (O)					

RECONCILIATION OF CHANNELS.—Please ensure that the quantities of heavyweight jumbo rolls reported for channels of distribution (i.e., lines M through O) in each time period equal the quantity reported for U.S. shipments (i.e., lines D, F, and H) in each time period in part "a" of this question. If the calculated fields below return values other than zero (i.e., "0"), the data reported must be revised prior to submission to the Commission.

Reconciliation item	Calendar year			January-March	
	2018	2019	2020	2020	2021
Heavyweight jumbo rolls: M + N + O – D – F – H = zero ("0"), if not revise.	0	0	0	0	0

- II-18c. **U.S. shipments by basis weight: All other sources (heavyweight jumbo rolls).**--Report your firm's U.S. shipments (i.e. inclusive of commercial U.S. shipments, internal consumption, and transfers to related firms) of heavyweight jumbo rolls of thermal paper imported from All other sources in 2020 by specified basis weights.

All other sources – Heavyweight jumbo Rolls

Quantity (in short tons) and value in (\$1,000)					
Item	Calendar year			January-March	
	2018	2019	2020	2020	2021
U.S. shipments:					
Greater than 70 g/m ² to 79.9 g/m ² Quantity (P)					
Value (Q)					
80 g/m ² to 89.9 g/m ² Quantity (R)					
Value (S)					
90 g/m ² to 99.9 g/m ² Quantity (T)					
Value (U)					
Over 100 g/m ² Quantity (V)					
Value (W)					

RECONCILIATION OF US SHIPMENTS BY BASIS WEIGHT.--Please ensure that the quantities and value reported for U.S. shipments by basis weight of jumbo rolls (i.e., lines P through W) equal the quantities and values reported for U.S. shipments (i.e., lines D through I) in 2020 in question II-8. If the calculated fields below return values other than zero (i.e., "0"), the data reported must be revised prior to submission to the Commission.

Reconciliation item	Calendar year			January-March	
	2018	2019	2020	2020	2021
Quantity: P + R + T + V – D – F – H = zero ("0"), if not revise.	0	0	0	0	0
Value: Q + S + U + W – E – G – I = zero ("0"), if not revise.	0	0	0	0	0

- II-19a. **U.S. imports from All other sources (lightweight converted rolls).**—Report your firm's imports, shipments, and inventories of lightweight converted rolls imported from All other sources by your firm during the specified periods. (*Note: Report your firms imports of lightweight converted rolls based on the country of manufacture of the thermal paper, not the country of conversion.*)

All other sources – Lightweight converted Rolls

(list sources: _____)

Quantity (in short tons), value (in \$1,000)					
Item	Calendar year			January-March	
	2018	2019	2020	2020	2021
Beginning-of-period inventories (quantity) (A)					
Imports: ^{1 2} Quantity (B)					
Value (C)					
U.S. shipments: Commercial shipments: Quantity (D)					
Value (E)					
Internal consumption: ³ Quantity (F)					
Value ² (G)					
Transfers to related firms: ³ Quantity (H)					
Value ² (I)					
Export shipments: ⁴ Quantity (J)					
Value (K)					
End-of-period inventories (quantity) (L)					

¹ Please identify the foreign producers, if known: _____. Please identify the HTS numbers used to import this merchandise: _____.

² Please estimate the percentage of your firm's imports reported here that were lightweight converted in a third country (i.e., not the same country as the reported country of origin based on where the paper was manufactured): _____ percent. Please identify the country of conversion and the third-country converters in question, if known: _____.

³ Internal consumption and transfers to related firms must be valued at fair market value. If your firm uses a different basis for valuing these transactions in your records, please specify that basis (e.g., cost, cost plus, etc.): _____. However, the data provided above in this table should be based on fair market value. Identify the products made using internally consumed thermal paper: _____.

⁴ Identify your firm's principal export markets: _____.

II-19a. **U.S. imports from All other sources (lightweight converted rolls).--Continued**

RECONCILIATION OF SHIPMENTS, IMPORTS, AND INVENTORIES.--Generally, the data reported for the end-of-period inventories (i.e., line L) should be equal to the beginning-of-period inventories (i.e., line A), plus imports (i.e., line B), less total shipments (i.e., lines D, F, H, and J). Please ensure that any differences are not due to data entry errors in completing this form, but rather actually reflect your firm's records; and also provide any likely explanations for any differences (e.g., theft, loss, damage, record systems issues, etc.) if they exist.

Reconciliation	Calendar year			January-March	
	2018	2019	2020	2020	2021
A + B – D – F – H – J – L = should equal zero ("0") or provide an explanation. ¹	0	0	0	0	0
¹ Explanation if the calculated fields above are returning values other than zero (i.e., "0") but are nonetheless accurate: _____.					

II-19b. **Channels of distribution: All other sources (lightweight converted rolls).**--Report your firm's U.S. shipments (i.e. inclusive of commercial U.S. shipments, internal consumption, and transfers to related firms) of lightweight converted rolls of thermal paper imported from All other sources by channel of distribution during the specified periods.

All other sources – Lightweight converted Rolls

Quantity (in short tons)					
Item	Calendar year			January-March	
	2018	2019	2020	2020	2021
Lightweight converted rolls					
Channels of distribution:					
U.S. shipments:					
To distributors (M)					
To converters (N)					
To end users (O)					

RECONCILIATION OF CHANNELS.--Please ensure that the quantities of lightweight converted rolls reported for channels of distribution (i.e., lines M through O) in each time period equal the quantity reported for U.S. shipments (i.e., lines D, F, and H) in each time period in part "a" of this question. If the calculated fields below return values other than zero (i.e., "0"), the data reported must be revised prior to submission to the Commission.

Reconciliation item	Calendar year			January-March	
	2018	2019	2020	2020	2021
Lightweight converted rolls: M + N + O – D – F – H = zero ("0"), if not revise.	0	0	0	0	0

- II-19c. **U.S. shipments by basis weight: All other sources (lightweight converted rolls).**--Report your firm's U.S. shipments (i.e. inclusive of commercial U.S. shipments, internal consumption, and transfers to related firms) of lightweight converted rolls of thermal paper imported from All other sources in 2020 by specified basis weights.

All other sources – Lightweight converted Rolls

Quantity (in short tons) and value in (\$1,000)					
Item	Calendar year			January-March	
	2018	2019	2020	2020	2021
U.S. shipments:					
Less than 49.9 g/m ² Quantity (P)					
Value (Q)					
49.9 g/m ² to 60 g/m ² Quantity (R)					
Value (S)					
Over 60 g/m ² to 70 g/m ² Quantity (T)					
Value (U)					

RECONCILIATION OF US SHIPMENTS BY BASIS WEIGHT.--Please ensure that the quantities and values reported for U.S. shipments by basis weight of lightweight converted rolls (i.e., lines P through U) equal the quantities and values reported for U.S. shipments (i.e., lines D through I) in 2020 in part "a" of this question. If the calculated fields below return values other than zero (i.e., "0"), the data reported must be revised prior to submission to the Commission.

Reconciliation item	Calendar year			January-March	
	2018	2019	2020	2020	2021
Quantity: P + R + T – D – F – H = zero ("0"), if not revise.	0	0	0	0	0
Value: Q + S + U – E – G – I = zero ("0"), if not revise.	0	0	0	0	0

- II-20. **Transfers to related firms.**--If your firm reported transfers to related firms in any of the data tables in part II, please identify the firm(s) and indicate the nature of the relationship between your firm and the related firms (e.g., joint venture, wholly owned subsidiary) and whether the transfers were priced at market value or by a non-market formula.

--

- II-21. **Comparability of lightweight and heavyweight jumbo thermal paper.**-- For each of the following indicate whether listed thermal paper products are: fully comparable or the same, *i.e.*, have no differentiation between them; mostly comparable or similar; somewhat comparable or similar; never or not-at-all comparable or similar; or no familiarity with products.

F: fully comparable or the same, *i.e.*, have no differentiation between them;

M: mostly comparable or similar;

S: somewhat comparable or similar;

N: never or not-at-all comparable or similar; or

O: no familiarity with products.

- (a) **Physical Characteristics and End Uses.**--The differences and similarities in the physical characteristics and end uses.

Product-pair	Comparison	Please provide a narrative discussion for the comparability ratings you provided in terms of their <u>physical characteristics and uses</u> :
<u>Lightweight jumbo thermal paper</u> vs. <u>Heavyweight jumbo thermal paper</u>		

- (b) **Interchangeability.**--The ability to substitute the products in the same application.

Product-pair	Comparison	Please provide a narrative discussion for the comparability ratings you provided in terms of their <u>interchangeability</u> :
<u>Lightweight jumbo thermal paper</u> vs. <u>Heavyweight jumbo thermal paper</u>		

- (c) **Channels of distribution.**--Channels of distribution/market situation through which the products are sold (*i.e.*, sold direct to end users, through wholesaler/distributors, etc.).

Product-pair	Comparison	Please provide a narrative discussion for the comparability ratings you provided in terms of their <u>channels of distribution</u> :
<u>Lightweight jumbo thermal paper</u> vs. <u>Heavyweight jumbo thermal paper</u>		

II-21. **Comparability of lightweight and heavyweight jumbo thermal paper.**--*Continued*

- F: fully comparable or the same, *i.e.*, have no differentiation between them;
M: mostly comparable or similar;
S: somewhat comparable or similar;
N: never or not-at-all comparable or similar; or
O: no familiarity with products.

- (d) **Manufacturing facilities, production processes, and production employees.**--Whether manufactured in the same facilities, from the same inputs, on the same machinery and equipment, and using the same employees.

Product-pair	Comparison	Please provide a narrative discussion for the comparability ratings you provided in terms of their <u>manufacturing facilities, production processes, and production employees</u> :
<u>Lightweight jumbo thermal paper</u> vs. <u>Heavyweight jumbo thermal paper</u>		

- (e) **Customer and producer perceptions.**--Perceptions as to the differences and/or similarities in the market (*e.g.*, sales/marketing practices).

Product-pair	Comparison	Please provide a narrative discussion for the comparability ratings you provided in terms of their <u>customer and product perceptions</u> :
<u>Lightweight jumbo thermal paper</u> vs. <u>Heavyweight jumbo thermal paper</u>		

II-21. **Comparability of lightweight and heavyweight jumbo thermal paper.**--*Continued*

- F: fully comparable or the same, *i.e.*, have no differentiation between them;
- M: mostly comparable or similar;
- S: somewhat comparable or similar;
- N: never or not-at-all comparable or similar; or
- O: no familiarity with products.

(f) **Price.**--Whether prices are comparable or differ between the products.

Product-pair	Comparison	Please provide a narrative discussion for the comparability ratings you provided in terms of their <u>price</u> :
<u>Lightweight jumbo thermal paper</u> vs. <u>Heavyweight jumbo thermal paper</u>		

- II-22. **Semi-finished product analysis.**--Please answer the following questions regarding the differences and similarities in unfinished product(s) and finished product(s) in this proceeding as defined below:

"Unfinished product(s)" – Lightweight jumbo rolls

"Finished product(s)" – In-scope converted rolls

- (a) Are there uses for the unfinished product(s) other than for the production of the finished product(s)?**

No	Yes	If yes--Please describe these uses.
<input type="checkbox"/>	<input type="checkbox"/>	

- (b) Is the market for unfinished product(s) separate and distinct from the market for finished product(s)?**

No	Yes	If yes--Please describe how they are separate and distinct.
<input type="checkbox"/>	<input type="checkbox"/>	

- (c) Are there differences in the physical characteristics and functions of the unfinished product(s) and finished products(s)?**

No	Yes	If yes--Please describe these differences.
<input type="checkbox"/>	<input type="checkbox"/>	

- (d) Is there a significant difference in the cost or value between unfinished product(s) and finished product(s)?**

No	Yes	If yes--Please describe these differences.
<input type="checkbox"/>	<input type="checkbox"/>	

- (e) Would you describe the processes used to transform the unfinished product(s) into the finished product(s) as significant and particularly labor or capital intensive?**

No	Yes	If yes--Please describe the labor or capital intensively of the conversion process.
<input type="checkbox"/>	<input type="checkbox"/>	

- II-23. **Range of AUVs.**--What is the range of per gross unit value for the different thermal paper types used or sold by your firm since January 1, 2018? **In addition to a general identifying description of each product, please include the basis weight.**

Type	Unit value (dollars per short ton)¹	Description of the product.
Highest per unit value thermal paper product produced by your firm		
Highest volume thermal paper product produced by your firm		
Lowest per unit value thermal paper product produced by your firm		

¹ Please confirm that the unit value is reported in dollars per short ton (check to confirm): ☐

- II-24. **Other explanations.**--If your firm would like to further explain a response to a question in Part II for which a narrative response box was not provided, please note the question number and the explanation in the space provided below. Please also use this space to highlight any issues your firm had in providing the data in this section, including but not limited to technical issues with the MS Word questionnaire.

PART III.--PRICING AND MARKET FACTORS

Further information on this part of the questionnaire can be obtained from Natalia King (202-205-2049, Natalia.King@usitc.gov).

- III-1. **Contact information.**--Please identify the responsible individual and the manner by which Commission staff may contact that individual regarding the confidential information submitted in part III.

Name	
Title	
Email	
Telephone	

PRICE DATA

- III-2. This question requests quarterly quantity and value data for your firm's commercial shipments to unrelated U.S. customers since January 1, 2018 of the following products your firm imported from Germany, Japan, Korea, and Spain:

Product 1.-- Thermal paper in jumbo rolls, with a target caliper of less than 2.2 mils (less than 55.9 microns), with a target basis weight of less than 49.9 g/m², not top-coated, white/non-colored paper, black image color, not printed on the non-thermal coated side, standard sensitivity.

Product 2.-- Thermal paper in jumbo rolls, with a target caliper of 2.2 to 2.5 mils (55.9 to 63.5 microns), with a target basis weight of at least 49.9 g/m² and up to 70 g/m², not top-coated, white/non-colored paper, black image color, not printed on the non-thermal coated side, standard sensitivity.

Product 3.-- Thermal paper in jumbo rolls, with a target caliper of 2.9 to 3.4 mils (76.0 to 84.0 microns), with a target basis weight of at least 70 g/m² and up to 80 g/m², not top-coated, white/non-colored paper, black image color, not printed on the non-thermal coated side, standard sensitivity.

Product 4.-- Thermal paper in jumbo rolls, with a target caliper of 2.9 to 3.4 mils (76.0 to 84.0 microns), with a target basis weight of at least 70 g/m² and up to 80 g/m², top-coated, white/non-colored paper, black image color, not printed on the non-thermal coated side, standard sensitivity.

Product 5.-- Thermal paper in converted rolls, with a target caliper of less than 2.2 mils (less than 55.9 microns), with a target basis weight of less than 49.9 g/m², not top-coated, white/non-colored paper, black image color, not printed on the non-thermal coated side, standard sensitivity.

Product 6.-- Thermal paper in converted rolls, with a target caliper of 2.2 to 2.5 mils (55.9 to 63.5 microns), with a target basis weight of at least 49.9 g/m² and up to 70 g/m², not top-coated, white/non-colored paper, black image color, not printed on the non-thermal coated side, standard sensitivity.

Product 7.-- Thermal paper in jumbo rolls, with a target caliper of 3.23 to 4.33 mils (82 to 110 microns), with a target basis weight greater than 80 g/m², not topcoated, white/non-colored paper, black image color, not printed on the nonthermal coated side, high sensitivity.

Product 8.-- Thermal paper in jumbo rolls, with a target caliper of 3.23 to 9.65 mils (82 to 245 microns), with a target basis weight greater than 80 g/m², topcoated, white/non-colored paper, black image color, not printed on the nonthermal coated side, high sensitivity.

Please note that values should be delivered values and should include all logistical and U.S.-inland transportation costs. Values should reflect the *final net* amount paid to your firm (i.e., should be net of all deductions for discounts or rebates).

During January 2018-March 2021, did your firm import from Germany, Japan, Korea, and Spain and sell to unrelated U.S. customers any of the above listed products (or any products that were competitive with these products)?

<input type="checkbox"/>	Yes. --Please complete the following pricing data tables as appropriate.
<input type="checkbox"/>	No. --Skip to question III-3.

III-2a. **Price data--Continued.** Report below the quarterly price data¹ for pricing products² imported from Germany and sold by your firm.

Germany

Report data in **thousands of square feet** (not short tons) and **actual dollars** (not 1,000s).

(Quantity in thousands of square feet, value in dollars)								
Period of shipment	Product 1		Product 2		Product 3		Product 4	
	Quantity	Value	Quantity	Value	Quantity	Value	Quantity	Value
2018:								
January-March								
April-June								
July-September								
October-December								
2019:								
January-March								
April-June								
July-September								
October-December								
2020:								
January-March								
April-June								
July-September								
October-December								
2021:								
January-March								

¹ Net values (i.e., gross sales values less all discounts, allowances, rebates, and the value of returned goods), delivered (inclusive of all logistical and transportation costs) to the customer. Please subtract any discounts, rebates, and returns from the quarter in which the sale occurred.

² Pricing product definitions are provided on the first page of Part III.

Note.--If your firm's product does not exactly meet the product specifications but is competitive with the specified product, provide a description of your firm's product. Also, please explain any anomalies in your firm's reported pricing data.

Product 1:

Product 2:

Product 3:

Product 4:

III-2a. **Price data cont'd.**--Report below the quarterly price data¹ for pricing products² imported from Germany and sold by your firm.

Germany

Report data in **thousands of square feet** (not short tons) and **actual dollars** (not 1,000s).

(Quantity in thousands of square feet, value in dollars)								
Period of shipment	Product 5		Product 6		Product 7		Product 8	
	Quantity	Value	Quantity	Value	Quantity	Value	Quantity	Value
2018:								
January-March								
April-June								
July-September								
October-December								
2019:								
January-March								
April-June								
July-September								
October-December								
2020:								
January-March								
April-June								
July-September								
October-December								
2021:								
January-March								

¹ Net values (i.e., gross sales values less all discounts, allowances, rebates, and the value of returned goods), delivered (inclusive of all logistical and transportation costs) to the customer. Please subtract any discounts, rebates, and returns from the quarter in which the sale occurred..

² Pricing product definitions are provided on the first page of Part III.

Note.--If your firm's product does not exactly meet the product specifications but is competitive with the specified product, provide a description of your firm's product. Also, please explain any anomalies in your firm's reported pricing data.

Product 5:

Product 6:

Product 7:

Product 8:

III-2b. **Price data.**--Report below the quarterly price data¹ for pricing products² imported from Japan and sold by your firm.

Japan

Report data in **thousands of square feet** (not short tons) and **actual dollars** (not 1,000s).

(Quantity in thousands of square feet, value in dollars)								
Period of shipment	Product 1		Product 2		Product 3		Product 4	
	Quantity	Value	Quantity	Value	Quantity	Value	Quantity	Value
2018:								
January-March								
April-June								
July-September								
October-December								
2019:								
January-March								
April-June								
July-September								
October-December								
2020:								
January-March								
April-June								
July-September								
October-December								
2021:								
January-March								

¹ Net values (i.e., gross sales values less all discounts, allowances, rebates, and the value of returned goods), delivered (inclusive of all logistical and transportation costs) to the customer. Please subtract any discounts, rebates, and returns from the quarter in which the sale occurred.

² Pricing product definitions are provided on the first page of Part III.

Note.--If your firm's product does not exactly meet the product specifications but is competitive with the specified product, provide a description of your firm's product. Also, please explain any anomalies in your firm's reported pricing data.

Product 1:

Product 2:

Product 3:

Product 4:

III-2b. **Price data** -- **Continued**. Report below the quarterly price data¹ for pricing products² imported from Japan and sold by your firm.

Japan

Report data in **thousands of square feet** (not short tons) and **actual dollars** (not 1,000s).

(Quantity in thousands of square feet, value in dollars)								
Period of shipment	Product 5		Product 6		Product 7		Product 8	
	Quantity	Value	Quantity	Value	Quantity	Value	Quantity	Value
2018:								
January-March								
April-June								
July-September								
October-December								
2019:								
January-March								
April-June								
July-September								
October-December								
2020:								
January-March								
April-June								
July-September								
October-December								
2021:								
January-March								

¹ Net values (i.e., gross sales values less all discounts, allowances, rebates, and the value of returned goods), delivered (inclusive of all logistical and transportation costs) to the customer. Please subtract any discounts, rebates, and returns from the quarter in which the sale occurred.

² Pricing product definitions are provided on the first page of Part III.

Note.--If your firm's product does not exactly meet the product specifications but is competitive with the specified product, provide a description of your firm's product. Also, please explain any anomalies in your firm's reported pricing data.

Product 5:

Product 6:

Product 7:

Product 8:

III-2c. **Price data.**--Report below the quarterly price data¹ for pricing products² imported from Japan and sold by your firm.

Korea

Report data in **thousands of square feet** (not short tons) and **actual dollars** (not 1,000s).

(Quantity in thousands of square feet, value in dollars)								
Period of shipment	Product 1		Product 2		Product 3		Product 4	
	Quantity	Value	Quantity	Value	Quantity	Value	Quantity	Value
2018:								
January-March								
April-June								
July-September								
October-December								
2019:								
January-March								
April-June								
July-September								
October-December								
2020:								
January-March								
April-June								
July-September								
October-December								
2021:								
January-March								

¹ Net values (i.e., gross sales values less all discounts, allowances, rebates, and the value of returned goods), delivered (inclusive of all logistical and transportation costs) to the customer. Please subtract any discounts, rebates, and returns from the quarter in which the sale occurred.

² Pricing product definitions are provided on the first page of Part III.

Note.--If your firm's product does not exactly meet the product specifications but is competitive with the specified product, provide a description of your firm's product. Also, please explain any anomalies in your firm's reported pricing data.

Product 1:

Product 2:

Product 3:

Product 4:

III-2c. **Price data** -- **Continued**. Report below the quarterly price data¹ for pricing products² imported from Japan and sold by your firm.

Korea

Report data in ***thousands of square feet*** (not short tons) and **actual dollars** (not 1,000s).

(Quantity in thousands of square feet, value in dollars)								
Period of shipment	Product 5		Product 6		Product 7		Product 8	
	Quantity	Value	Quantity	Value	Quantity	Value	Quantity	Value
2018:								
January-March								
April-June								
July-September								
October-December								
2019:								
January-March								
April-June								
July-September								
October-December								
2020:								
January-March								
April-June								
July-September								
October-December								
2021:								
January-March								

¹ Net values (i.e., gross sales values less all discounts, allowances, rebates, and the value of returned goods), delivered (inclusive of all logistical and transportation costs) to the customer. Please subtract any discounts, rebates, and returns from the quarter in which the sale occurred.

² Pricing product definitions are provided on the first page of Part III.

Note.--If your firm's product does not exactly meet the product specifications but is competitive with the specified product, provide a description of your firm's product. Also, please explain any anomalies in your firm's reported pricing data.

Product 5:

Product 6:

Product 7:

Product 8:

III-2d. **Price data.**--Report below the quarterly price data¹ for pricing products² imported from Japan and sold by your firm.

Spain

Report data in **thousands of square feet** (not short tons) and **actual dollars** (not 1,000s).

(Quantity in thousands of square feet, value in dollars)								
Period of shipment	Product 1		Product 2		Product 3		Product 4	
	Quantity	Value	Quantity	Value	Quantity	Value	Quantity	Value
2018:								
January-March								
April-June								
July-September								
October-December								
2019:								
January-March								
April-June								
July-September								
October-December								
2020:								
January-March								
April-June								
July-September								
October-December								
2021:								
January-March								

¹ Net values (i.e., gross sales values less all discounts, allowances, rebates, and the value of returned goods), delivered (inclusive of all logistical and transportation costs) to the customer. Please subtract any discounts, rebates, and returns from the quarter in which the sale occurred.

² Pricing product definitions are provided on the first page of Part III.

Note.--If your firm's product does not exactly meet the product specifications but is competitive with the specified product, provide a description of your firm's product. Also, please explain any anomalies in your firm's reported pricing data.

Product 1:

Product 2:

Product 3:

Product 4:

III-2d. **Price data** -- **Continued**. Report below the quarterly price data¹ for pricing products² imported from Japan and sold by your firm.

Spain

Report data in **thousands of square feet** (not short tons) and **actual dollars** (not 1,000s).

(Quantity in thousands of square feet, value in dollars)								
Period of shipment	Product 5		Product 6		Product 7		Product 8	
	Quantity	Value	Quantity	Value	Quantity	Value	Quantity	Value
2018:								
January-March								
April-June								
July-September								
October-December								
2019:								
January-March								
April-June								
July-September								
October-December								
2020:								
January-March								
April-June								
July-September								
October-December								
2021:								
January-March								

¹ Net values (i.e., gross sales values less all discounts, allowances, rebates, and the value of returned goods), delivered (inclusive of all logistical and transportation costs) to the customer. Please subtract any discounts, rebates, and returns from the quarter in which the sale occurred.

² Pricing product definitions are provided on the first page of Part III.

Note.--If your firm's product does not exactly meet the product specifications but is competitive with the specified product, provide a description of your firm's product. Also, please explain any anomalies in your firm's reported pricing data.

Product 5:

Product 6:

Product 7:

Product 8:

III-2e. **Price data checklist.**--Please check that the pricing data in question III-2(a-d) has been correctly reported.

Are the price data reported above:	✓ if Yes
In actual dollars (not \$1,000)?	<input type="checkbox"/>
In thousands of square feet (not short tons)?	<input type="checkbox"/>
On a delivered basis (i.e., includes all logistical and U.S. transport costs)?	<input type="checkbox"/>
Net of all discounts and rebates?	<input type="checkbox"/>
Have discounts, rebates, and returns been credited to the quarter in which the sale occurred?	<input type="checkbox"/>
Quantities do not exceed commercial shipments in your responses in part II in each year?	<input type="checkbox"/>
Explanation(s) for any boxes not checked:	

III-2f. **Pricing data methodology.**--Please describe the method and the kinds of documents/records that were used to compile your price data.

Note: As requested in Part I of this questionnaire, please keep all supporting documents/records used in the preparation of the price data, as Commission staff may contact your firm regarding questions on the price data. The Commission may also request that your company submit copies of the supporting documents/records (such as sales journal, invoices, etc.) used to compile these data.

In the following sections, please indicate in the provided narrative fields if your firm's responses would be different based on lightweight jumbo rolls, heavyweight jumbo rolls, or lightweight converted rolls as well as by country of origin when not specified.

- III-3. **Price setting.**--How does your firm determine the prices that it charges for sales of thermal paper (*check all that apply*)? If your firm issues price lists, please submit sample pages of a recent list.

Transaction by transaction	Contracts	Set price lists	Other	If other, describe
<input type="checkbox"/>	<input type="checkbox"/>	<input type="checkbox"/>	<input type="checkbox"/>	

- III-4. **Discount policy.**--Please indicate and describe your firm's discount policies (*check all that apply*).

Quantity discounts	Annual total volume discounts	No discount policy	Other	Describe
<input type="checkbox"/>	<input type="checkbox"/>	<input type="checkbox"/>	<input type="checkbox"/>	

- III-5. **Pricing terms.**--On what basis are your firm's prices of imported thermal paper from Germany, Japan, Korea, and Spain usually quoted (*check one*)?

Delivered	F.o.b.	If f.o.b., specify point
<input type="checkbox"/>	<input type="checkbox"/>	

- III-6. **Contract versus spot.**--Approximately what share of your firm's sales of thermal paper imported from Germany, Japan, Korea, and Spain in 2020 was on a (1) short-term contract basis, (2) annual contract basis, (3) long-term contract basis, and (4) spot sales basis?

Item	Type of sale				Total (should sum to 100.0%)
	Short-term contracts (multiple deliveries for less than 12 months)	Annual contracts (multiple deliveries for 12 months)	Long-term contracts (multiple deliveries for more than 12 months)	Spot sales (for a single delivery)	
Share of 2020 sales	%	%	%	%	0.0 %

- III-7. **Contract provisions.**--Please fill out the table regarding your firm's typical sales contracts for thermal paper imported from Germany, Japan, Korea, and Spain (or check "not applicable" if your firm does not sell on a short-term, annual and/or long-term contract basis).

Typical sales contract provisions	Item	Short-term contracts (multiple deliveries for less than 12 months)	Annual contracts (multiple deliveries for 12 months)	Long-term contracts (multiple deliveries for more than 12 months)
Average contract duration	No. of days		365	
Price renegotiation (during contract period)	Yes	<input type="checkbox"/>	<input type="checkbox"/>	<input type="checkbox"/>
	No	<input type="checkbox"/>	<input type="checkbox"/>	<input type="checkbox"/>
Fixed quantity and/or price	Quantity	<input type="checkbox"/>	<input type="checkbox"/>	<input type="checkbox"/>
	Price	<input type="checkbox"/>	<input type="checkbox"/>	<input type="checkbox"/>
	Both	<input type="checkbox"/>	<input type="checkbox"/>	<input type="checkbox"/>
Indexed to raw material costs ¹	Yes	<input type="checkbox"/>	<input type="checkbox"/>	<input type="checkbox"/>
	No	<input type="checkbox"/>	<input type="checkbox"/>	<input type="checkbox"/>
Not applicable		<input type="checkbox"/>	<input type="checkbox"/>	<input type="checkbox"/>
¹ Please identify the indexes used: _____.				

- III-8. **Lead times.**--What is your firm's share of sales of thermal paper imported from Germany, Japan, Korea, and Spain from inventory and produced to order and what is the typical lead time between a customer's order and the date of delivery for your firm's sales of thermal paper?

Source	Share of 2020 sales	Lead time (Average number of days)
From your firm's U.S. inventory	%	
From foreign manufacturers' inventory	%	
Produced to order	%	
Total (should sum to 100.0%)	0.0 %	

III-9. **Shipping information.**—

- (a) Who generally arranges the transportation to your firm's customers' locations?
☐ Your firm ☐ Purchaser (*check one*)
- (b) When your firm sells thermal paper imported from Germany, Japan, Korea, and Spain, from where is it shipped?
☐ Point of importation ☐ Storage facility (*check one*)
- (c) Indicate the approximate percentage of your firm's sales of thermal paper imported from Germany, Japan, Korea, and Spain that are delivered the following distances from your firm's U.S. point of shipment.

Distance from your firm's U.S. point of shipment	Share
Within 100 miles	%
101 to 500 miles	%
501 to 1,000 miles	%
Over 1,000 miles	%
Total (should sum to 100.0%)	0.0 %

- III-10. **Geographical shipments.**—In which U.S. geographic market area(s) has your firm sold thermal paper imported from subject countries since January 1, 2018 (check all that apply)?

Geographic area	Germany	Japan	Korea	Spain
Northeast. —CT, ME, MA, NH, NJ, NY, PA, RI, and VT.	<input type="checkbox"/>	<input type="checkbox"/>	<input type="checkbox"/>	<input type="checkbox"/>
Midwest. —IL, IN, IA, KS, MI, MN, MO, NE, ND, OH, SD, and WI.	<input type="checkbox"/>	<input type="checkbox"/>	<input type="checkbox"/>	<input type="checkbox"/>
Southeast. —AL, DE, DC, FL, GA, KY, MD, MS, NC, SC, TN, VA, and WV.	<input type="checkbox"/>	<input type="checkbox"/>	<input type="checkbox"/>	<input type="checkbox"/>
Central Southwest. —AR, LA, OK, and TX.	<input type="checkbox"/>	<input type="checkbox"/>	<input type="checkbox"/>	<input type="checkbox"/>
Mountains. —AZ, CO, ID, MT, NV, NM, UT, and WY.	<input type="checkbox"/>	<input type="checkbox"/>	<input type="checkbox"/>	<input type="checkbox"/>
Pacific Coast. —CA, OR, and WA.	<input type="checkbox"/>	<input type="checkbox"/>	<input type="checkbox"/>	<input type="checkbox"/>
Other. —All other markets in the United States not previously listed, including AK, HI, PR, and VI.	<input type="checkbox"/>	<input type="checkbox"/>	<input type="checkbox"/>	<input type="checkbox"/>

III-11. **Inland transportation costs.**—

- (a) What is the approximate percentage of the cost of lightweight thermal paper imported from Germany, Japan, Korea, and Spain that is accounted for by U.S. inland transportation costs? _____ percent
- (b) What is the approximate percentage of the cost of heavyweight thermal paper imported from Germany, Japan, Korea, and Spain that is accounted for by U.S. inland transportation costs? _____ percent

III-12. **End uses.**--List the end uses of the thermal paper that your firm imports. For each end-use product, what percentage of the total cost is accounted for by thermal paper and other inputs?

End-use product	Share of total cost of end-use product accounted for by		Total (should sum to 100.0% across)
	thermal paper	Other inputs	
	%	%	0.0 %
	%	%	0.0 %
	%	%	0.0 %

III-13. **Substitutes.**--Can other products be substituted for thermal paper?

☐ No

☐ Yes--Please fill out the table.

Substitute	End use in which this substitute is used	Have changes in the price of this substitute affected the price for thermal paper?		
		No	Yes	Explanation
1.		<input type="checkbox"/>	<input type="checkbox"/>	
2.		<input type="checkbox"/>	<input type="checkbox"/>	
3.		<input type="checkbox"/>	<input type="checkbox"/>	

III-14. **Demand trends.**--Indicate how demand within the United States and outside of the United States (if known) for thermal paper has changed since January 1, 2018. Explain any trends and describe the principal factors that have affected these changes in demand.

Market	Overall increase	No change	Overall decrease	Fluctuate with no clear trend	Explanation and factors
Within the United States.— Overall in-scope thermal paper	<input type="checkbox"/>	<input type="checkbox"/>	<input type="checkbox"/>	<input type="checkbox"/>	
Lightweight Jumbo rolls	<input type="checkbox"/>	<input type="checkbox"/>	<input type="checkbox"/>	<input type="checkbox"/>	
Heavyweight Jumbo rolls	<input type="checkbox"/>	<input type="checkbox"/>	<input type="checkbox"/>	<input type="checkbox"/>	
Lightweight Converted rolls	<input type="checkbox"/>	<input type="checkbox"/>	<input type="checkbox"/>	<input type="checkbox"/>	
Outside the United States.— Overall in-scope thermal paper	<input type="checkbox"/>	<input type="checkbox"/>	<input type="checkbox"/>	<input type="checkbox"/>	
Lightweight Jumbo rolls	<input type="checkbox"/>	<input type="checkbox"/>	<input type="checkbox"/>	<input type="checkbox"/>	
Heavyweight Jumbo rolls	<input type="checkbox"/>	<input type="checkbox"/>	<input type="checkbox"/>	<input type="checkbox"/>	
Lightweight Converted rolls	<input type="checkbox"/>	<input type="checkbox"/>	<input type="checkbox"/>	<input type="checkbox"/>	

III-15. **Product changes.**--Have there been any significant changes in the product range, product mix or marketing of thermal paper since January 1, 2018?

No	Yes	If yes, please describe.
<input type="checkbox"/>	<input type="checkbox"/>	

III-16. **Conditions of competition.**—

- (a) Is the **lightweight** thermal paper market subject to business cycles and/or other conditions of competition distinctive to lightweight thermal paper?

Check all that apply.	Please describe.
<input type="checkbox"/> No	Skip to part (c).
<input type="checkbox"/> Yes-Business cycles (e.g. seasonal business)	
<input type="checkbox"/> Yes-Other distinctive conditions of competition	

- (b) Have there been any changes in the business cycles or conditions of competition for **lightweight** thermal paper since January 1, 2018?

No	Yes	If yes, describe.
<input type="checkbox"/>	<input type="checkbox"/>	

- (c) Is the **heavyweight** thermal paper market subject to business cycles and/or other conditions of competition distinctive to thermal paper? If yes, describe.

Check all that apply.	Please describe.
<input type="checkbox"/> No	Skip to question III-17.
<input type="checkbox"/> Yes-Business cycles (e.g. seasonal business)	
<input type="checkbox"/> Yes-Other distinctive conditions of competition	

- (d) If yes, have there been any changes in the business cycles or conditions of competition for **heavyweight** thermal paper since January 1, 2019?

No	Yes	If yes, describe.
<input type="checkbox"/>	<input type="checkbox"/>	

III-17. Supply constraints.--

- (a) Has your firm refused, declined, or been unable to supply thermal paper anytime between January 1, 2018 and October 7, 2020 (examples include placing customers on allocation or "controlled order entry," declining to accept new customers or renew existing customers, delivering less than the quantity promised, being unable to meet timely shipment commitments, impact from changes in operations listed in II-2a, etc.)?

Product	No	Yes	If yes, please describe, including the reason, timing, and duration of the constraint.
Lightweight Jumbo rolls	<input type="checkbox"/>	<input type="checkbox"/>	
Heavyweight Jumbo rolls	<input type="checkbox"/>	<input type="checkbox"/>	
Lightweight Converted rolls	<input type="checkbox"/>	<input type="checkbox"/>	

- (b) Has your firm experienced any supply constraints since the petition was filed on October 7, 2020?

No	Yes	If yes, please describe, including the reason, timing, and duration of the constraint.
<input type="checkbox"/>	<input type="checkbox"/>	

III-18. Raw materials.--How have thermal paper raw material prices changed since January 1, 2018?

Overall increase	No change	Overall decrease	Fluctuate with no clear trend	Explain, noting how raw material price changes have affected your firm's selling prices for thermal paper.
<input type="checkbox"/>	<input type="checkbox"/>	<input type="checkbox"/>	<input type="checkbox"/>	

III-19. Leuco Dye Shortage.--Did the leuco dye shortage affect your firm's sales of thermal paper?

No	Yes	Explain
<input type="checkbox"/>	<input type="checkbox"/>	

III-20. **Interchangeability**

- (a) All lightweight thermal paper (jumbo and converted) – Is all lightweight thermal paper produced in the United States and in other countries interchangeable (i.e., can they physically be used in the same applications)?

Please indicate A, F, S, N, or O in the tables below:

A = the products from a specified country-pair are *always* interchangeable

F = the products are *frequently* interchangeable

S = the products are *sometimes* interchangeable

N = the products are *never* interchangeable

O = *no familiarity* with products from a specified country-pair

Country-pair	Germany	Japan	Korea	Spain	Other countries
United States					
Germany					
Japan					
Korea					
Spain					
For any country-pair producing thermal paper that is <i>sometimes</i> or <i>never</i> interchangeable, identify the country-pair and explain the factors that limit or preclude interchangeable use:					

III-20. **Interchangeability – Continued.**

- (b) Heavyweight jumbo thermal paper – Is all heavyweight jumbo thermal paper produced in the United States and in other countries interchangeable (i.e., can they physically be used in the same applications)?

Please indicate A, F, S, N, or O in the tables below:

A = the products from a specified country-pair are *always* interchangeable

F = the products are *frequently* interchangeable

S = the products are *sometimes* interchangeable

N = the products are *never* interchangeable

O = *no familiarity* with products from a specified country-pair

Country-pair	Germany	Japan	Korea	Spain	Other countries
United States					
Germany					
Japan					
Korea					
Spain					
For any country-pair producing thermal paper that is <i>sometimes</i> or <i>never</i> interchangeable, identify the country-pair and explain the factors that limit or preclude interchangeable use:					

III-21. **Factors other than price**

- (a) All lightweight thermal paper (jumbo and converted): Are differences other than price (e.g., quality, availability, transportation network, product range, technical support, etc.) between all lightweight thermal paper produced in the United States and in other countries a significant factor in your firm's purchases of the products?

Please indicate A, F, S, N, or O in the tables below:

A = such differences are *always* significant

F = such differences are *frequently* significant

S = such differences are *sometimes* significant

N = such differences are *never* significant

O = *no familiarity* with products from a specified country-pair

Country-pair	Germany	Japan	Korea	Spain	Other countries
United States					
Germany					
Japan					
Korea					
Spain					

For any country-pair for which factors other than price are *always* or *frequently* a significant factor in your firm's purchases of thermal paper, identify the country-pair and relevant factors and report the advantages or disadvantages imparted by such factors:

III-21. **Factors other than price – Continued.**

- (b) Heavyweight jumbo thermal paper: Are differences other than price (e.g., quality, availability, transportation network, product range, technical support, etc.) between heavyweight jumbo thermal paper produced in the United States and in other countries a significant factor in your firm's purchases of the products?

Please indicate A, F, S, N, or O in the tables below:

A = such differences are *always* significant

F = such differences are *frequently* significant

S = such differences are *sometimes* significant

N = such differences are *never* significant

O = *no familiarity* with products from a specified country-pair

Country-pair	Germany	Japan	Korea	Spain	Other countries
United States					
Germany					
Japan					
Korea					
Spain					

For any country-pair for which factors other than price are *always* or *frequently* a significant factor in your firm's purchases of thermal paper, identify the country-pair and relevant factors and report the advantages or disadvantages imparted by such factors:

III-22. **Product Interchangeability**—Are the different types of thermal paper interchangeable (i.e., can they physically be used in the same applications)?

Please indicate A, F, S, N, or O in the table below:

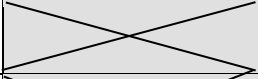
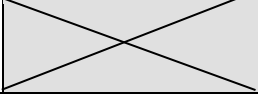
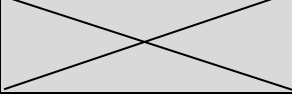
A = the products are *always* interchangeable

F = the products are *frequently* interchangeable

S = the products are *sometimes* interchangeable

N = the products are *never* interchangeable

O = *no familiarity* with products

product-pair	Lightweight jumbo	Lightweight converted	Heavyweight converted
Heavyweight jumbo			
Lightweight jumbo			
Lightweight converted			
For any product-pair thermal paper that is <i>sometimes</i> or <i>never</i> interchangeable, identify the product-pair and explain the factors that limit or preclude interchangeable use:			

III-23. **Customer identification.**--List the names and contact information for your firm's 5 largest U.S. customers for thermal paper per paper type since January 1, 2018. Indicate the share of the quantity of your firm's total shipments of thermal paper that each of these customers accounted for in 2020.

	Customer's name	City	State	Share of 2020 sales (%)
Lightweight Jumbo rolls				
1				
2				
3				
4				
5				
Heavyweight Jumbo rolls				
1				
2				
3				
4				
5				
Lightweight Converted rolls				
1				
2				
3				
4				
5				

- III-24. **Other explanations.**--If your firm would like to further explain a response to a question in Part III for which a narrative response box was not provided, please note the question number and the explanation in the space provided below. Please also use this space to highlight any issues your firm had in providing the data in this section, including but not limited to technical issues with the MS Word questionnaire.

--

PART IV.--ALTERNATIVE PRODUCT INFORMATION

Further information on this part of the questionnaire can be obtained from Ahdia Bavari (202-205-3191, ahdia.bavari@usitc.gov).

IV-1. **Comparability of select in-scope products to out-of-scope heavyweight converted thermal paper.**-- For each of the following indicate whether listed thermal paper products produced in the United States are: fully comparable or the same, *i.e.*, have no differentiation between them; mostly comparable or similar; somewhat comparable or similar; never or not-at-all comparable or similar; or no familiarity with products.

F: fully comparable or the same, *i.e.*, have no differentiation between them;

M: mostly comparable or similar;

S: somewhat comparable or similar;

N: never or not-at-all comparable or similar; or

O: no familiarity with products.

(a) **Physical Characteristics and End Uses.**--The differences and similarities in the physical characteristics and end uses.

Product-pair	Comparison	Please provide a narrative discussion for the comparability ratings you provided in terms of their <i>physical characteristics and uses</i> :
<u>Lightweight converted</u> vs. <u>Heavyweight converted</u>		

IV-1. **Comparability of select in-scope products to out-of-scope heavyweight converted thermal paper.**--Continued

F: fully comparable or the same, *i.e.*, have no differentiation between them;

M: mostly comparable or similar;

S: somewhat comparable or similar;

N: never or not-at-all comparable or similar; or

O: no familiarity with products.

(b) **Interchangeability.**--The ability to substitute the products in the same application.

Product-pair	Comparison	Please provide a narrative discussion for the comparability ratings you provided in terms of their <u>interchangeability</u> :
<u>Lightweight converted</u> vs. <u>Heavyweight converted</u>		

(c) **Channels of distribution.**--Channels of distribution/market situation through which the products are sold (*i.e.*, sold direct to end users, through wholesaler/distributors, etc.).

Product-pair	Comparison	Please provide a narrative discussion for the comparability ratings you provided in terms of their <u>channels of distribution</u> :
<u>Lightweight converted</u> vs. <u>Heavyweight converted</u>		

IV-1. **Comparability of select in-scope products to out-of-scope heavyweight converted thermal paper.--Continued**

F: fully comparable or the same, *i.e.*, have no differentiation between them;
M: mostly comparable or similar;
S: somewhat comparable or similar;
N: never or not-at-all comparable or similar; or
O: no familiarity with products.

- (d) **Manufacturing facilities, production processes, and production employees.**--Whether manufactured in the same facilities, from the same inputs, on the same machinery and equipment, and using the same employees.

Product-pair	Comparison	Please provide a narrative discussion for the comparability ratings you provided in terms of their <u>manufacturing facilities, production processes, and production employees</u> :
<u>Lightweight converted</u> vs. <u>Heavyweight converted</u>		

- (e) **Customer and producer perceptions.**--Perceptions as to the differences and/or similarities in the market (*e.g.*, sales/marketing practices).

Product-pair	Comparison	Please provide a narrative discussion for the comparability ratings you provided in terms of their <u>customer and product perceptions</u> :
<u>Lightweight converted</u> vs. <u>Heavyweight converted</u>		

IV-1. **Comparability of select in-scope products to out-of-scope heavyweight converted thermal paper.**--*Continued*

F: fully comparable or the same, *i.e.*, have no differentiation between them;
M: mostly comparable or similar;
S: somewhat comparable or similar;
N: never or not-at-all comparable or similar; or
O: no familiarity with products.

(f) **Price.**--Whether prices are comparable or differ between the products.

Product-pair	Comparison	Please provide a narrative discussion for the comparability ratings you provided in terms of their <u>price</u> :
<u>Lightweight converted</u> vs. <u>Heavyweight converted</u>		

- IV-2. **Semi-finished product analysis.**--Please answer the following questions regarding the differences and similarities in unfinished product(s) and finished product(s) in this proceeding as defined below:

"Unfinished product(s)" – Jumbo rolls

"Finished product(s)" – Out-of-scope heavyweight converted thermal paper

- (f) Are there uses for the unfinished product(s) other than for the production of the finished product(s)

No	Yes	If yes--Please describe these uses.
<input type="checkbox"/>	<input type="checkbox"/>	

- (g) Is the market for unfinished product(s) separate and distinct from the market for finished product(s)?

No	Yes	If yes--Please describe how they are separate and distinct.
<input type="checkbox"/>	<input type="checkbox"/>	

- (h) Are there differences in the physical characteristics and functions of the unfinished product(s) and finished products(s)?

No	Yes	If yes--Please describe these differences.
<input type="checkbox"/>	<input type="checkbox"/>	

- (i) Is there a significant difference in the cost or value between unfinished product(s) and finished product(s)?

No	Yes	If yes--Please describe these differences.
<input type="checkbox"/>	<input type="checkbox"/>	

- (j) Would you describe the processes used to transform the unfinished product(s) into the finished product(s) as significant and particularly labor or capital intensive?

No	Yes	If yes--Please describe the labor or capital intensively of the conversion process.
<input type="checkbox"/>	<input type="checkbox"/>	

IV-3. **Heavyweight converted thermal paper imports.**-- Report your firm's imports and your firm's shipments and inventories of heavyweight converted thermal paper imported from all import sources by your firm during the specified periods.

All import sources

Quantity (<i>short tons</i>), value (\$1,000)					
Item	Calendar year			January-March	
	2018	2019	2020	2020	2021
Beginning-of-period inventories (<i>quantity</i>) (A)					
Heavyweight converted thermal paper imports: ¹					
Germany:					
<i>Quantity</i> (B)					
<i>Value</i> (C)					
Japan:					
<i>Quantity</i> (D)					
<i>Value</i> (E)					
Korea:					
<i>Quantity</i> (F)					
<i>Value</i> (G)					
Spain:					
<i>Quantity</i> (F)					
<i>Value</i> (G)					
All other sources:					
<i>Quantity</i> (H)					
<i>Value</i> (I)					
All import sources					
<i>Quantity</i>	0	0	0	0	0
<i>Value</i>	0	0	0	0	0

IV-4. **Heavyweight converted thermal paper imports.**—Continued

Quantity (short tons), value (\$1,000)					
Item	Calendar year			January-March	
	2018	2019	2020	2020	2021
U.S. shipments:					
Commercial shipments:					
Quantity (J)					
Value (K)					
Internal consumption:²					
Quantity (L)					
Value ² (M)					
Transfers to related firms:²					
Quantity (N)					
Value ² (O)					
Export shipments:³					
Quantity (P)					
Value (Q)					
End-of-period inventories (quantity) (R)					
¹ Please identify the foreign producers, if known: _____. Please identify the HTS numbers used to import this merchandise: _____. ² Internal consumption and transfers to related firms must be valued at fair market value. If your firm uses a different basis for valuing these transactions in your records, please specify that basis (e.g., cost, cost plus, etc.): _____. However, the data provided above in this table should be based on fair market value. Identify the products made with your firm's internally consumed thermal paper: _____. ³ Identify your firm's principal export markets: _____.					

RECONCILIATION OF SHIPMENTS, IMPORTS, AND INVENTORIES.--Generally, the data reported for the end-of-period inventories (i.e., line R) should be equal to the beginning-of-period inventories (i.e., line A), plus imports (i.e., lines B, D, F, and H), less total shipments (i.e., lines J, L, N, and P). Please ensure that any differences are not due to data entry errors in completing this form, but rather actually reflect your firm's records; and also provide any likely explanations for any differences (e.g., theft, loss, damage, record systems issues, etc.) if they exist.

Reconciliation	Calendar year			January-March	
	2018	2019	2020	2020	2021
A + B + D + F + H - J - L - N - P - R = should equal zero ("0") or provide an explanation. ¹	0	0	0	0	0
¹ Explanation if the calculated fields above are returning values other than zero (i.e., "0") but are nonetheless accurate: _____.					

- IV-5. **Heavyweight converted thermal paper Channels of distribution:**--Report your firm's U.S. shipments (i.e. inclusive of commercial U.S. shipments, internal consumption, and transfers to related firms) of heavyweight converted thermal paper imports by channel of distribution during the specified periods.

All import sources

Item	Calendar year			January-June	
	2018	2019	2020	2020	2021
	Quantity (short tons)				
Channels of distribution:					
U.S. shipments:					
To distributors (S)					
To converters (T)					
To end users (U)					

RECONCILIATION OF CHANNELS.--Please ensure that the quantities reported for channels of distribution (i.e., lines S through U) in each time period equal the quantity reported for U.S. shipments (i.e., line J, L, N) in each time period. If the calculated fields below return values other than zero (i.e., "0"), the data reported must be revised prior to submission to the Commission.

Reconciliation item	Calendar year			January-June	
	2018	2019	2020	2020	2021
S + T + U – J – L – N = zero ("0"), if not revise.	0	0	0	0	0

- IV-6. **U.S. shipments by basis weight (Heavyweight converted thermal paper).**--Report your firm's U.S. shipments (i.e. inclusive of commercial U.S. shipments, internal consumption, and transfers to related firms) of heavyweight thermal paper in 2020 by specified basis weights.

Quantity (in short tons) and value in (\$1,000)					
Item	Calendar year			January-March	
	2018	2019	2020	2020	2021
U.S. shipments:					
Greater than 70 g/m ² to 79.9 g/m ²					
Quantity (V)					
Value (W)					
80 g/m ² to 89.9 g/m ²					
Quantity (X)					
Value (Y)					
90 g/m ² to 99.9 g/m ²					
Quantity (Z)					
Value (AA)					
Over 100 g/m ²					
Quantity (AB)					
Value (AC)					

RECONCILIATION OF US SHIPMENTS BY BASIS WEIGHT.--Please ensure that the quantities and value reported for U.S. shipments by basis weight of jumbo rolls (i.e., lines P through W) equal the quantities and values reported for U.S. shipments (i.e., lines D through I) in 2020 in question II-8. If the calculated fields below return values other than zero (i.e., "0"), the data reported must be revised prior to submission to the Commission.

Reconciliation item	Calendar year 2020
Quantity: V + X + Z + AB – D – F – H = zero ("0"), if not revise.	0
Value: W + Y + AA + AC – E – G – I = zero ("0"), if not revise.	0

- IV-7. **Range of AUVs.**--What is the range of per gross unit value for the different thermal paper types produced by your firm since January 1, 2018? **In addition to a general identifying description of each product, please include the basis weight.**

Type	Unit value (dollars per short ton) ¹	Description of the product.
Highest per unit value thermal paper product produced by your firm		
Highest volume thermal paper product produced by your firm		
Lowest per unit value thermal paper product produced by your firm		

¹ Please confirm that the unit value is reported in dollars per short ton (check to confirm): ☐

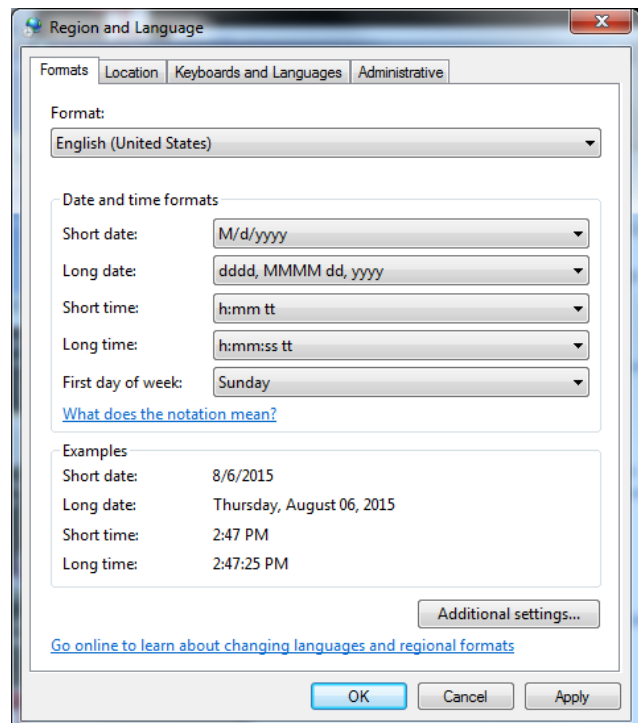
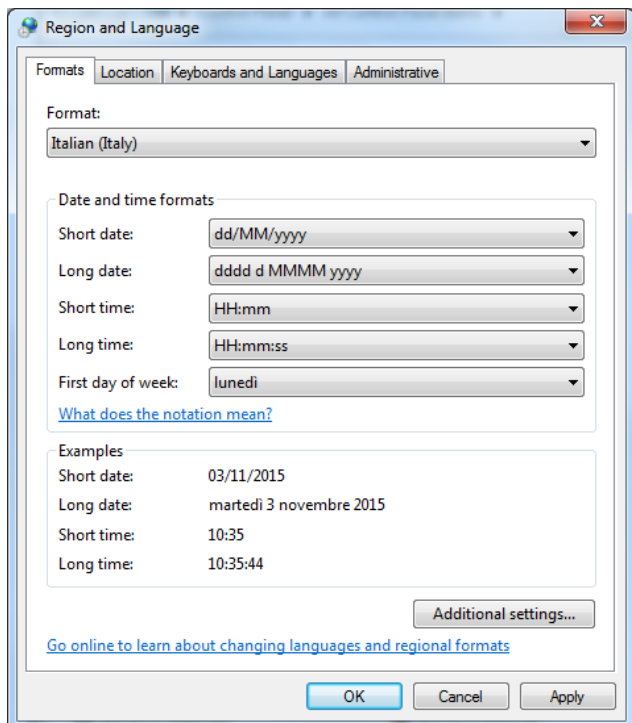
Correcting valid number error messages.--If you are completing a Commission questionnaire in a country that uses periods (".") to delineate multiples of 1000 (e.g., one million would appear as \$1.000.000 instead of as \$1,000,000), you may be unable to enter in numbers greater than 999 in numeric form fields. This issues stem from your computer number formatting setting (e.g., not the MS Word document itself, but the computer from which you are opening up the document). In the United States commas (,) delineate multiples of 1000 and periods (.) delineate fractions less than one. Many EU countries use the reverse where multiples of 1000 are delineated with periods (.) and fractions less than one are delineated with commas (,). The U.S. International Trade Commission's questionnaires are set-up in the United States with the U.S. number formatting. When this formatting interacts with a computer set to EU number formatting, we believe this may cause this issue.

The solution to this data entry issue is to temporarily change your operating system's number formatting to be consistent with the U.S. number formatting system while you complete the questionnaire.

To temporarily change your computer's number settings to U.S. settings, please do the following (for Microsoft Windows Operating system):

- START
- Control Panel
- Region and Language (under Clock, Language, and Region category)
- Format tab
- Change the Format from your existing one (e.g. "Italian (Italy)") to "English (United States)" (see screen shots below)

When you do this the number "twelve million dollars and thirty five cents" would change from \$12.000.000,35 (Italy format) to \$12,000,000.35 (U.S. format), and then there will be no conflict with the questionnaire. When you finish reporting the data then you can close the questionnaire and switch back to Italy settings.



HOW TO FILE YOUR QUESTIONNAIRE RESPONSE

This questionnaire is available as a “fillable” form in MS Word format on the Commission’s website at:

https://www.usitc.gov/investigations/title_7/2021/thermal_paper_germany_japan_korea_and_spain/final.htm.

Please do not attempt to modify the format or permissions of the questionnaire document. Please submit the completed questionnaire using one of the methods noted below. If your firm is unable to complete the MS Word questionnaire or cannot use one of the electronic methods of submission, please contact the Commission for further instructions.

- **Upload via Secure Drop Box.**—Upload the MS Word questionnaire along with a scanned copy of the signed certification page (page 1) through the Commission’s secure upload facility:

Web address: <https://dropbox.usitc.gov/oinv/>

Pin: PAPER

- **E-mail.**—E-mail the MS Word questionnaire to ahdia.bavari@usitc.gov; include a scanned copy of the signed certification page (page 1). *Submitters are strongly encouraged to encrypt nonpublic documents that are electronically transmitted to the Commission to protect your sensitive information from unauthorized disclosure. The USITC secure drop-box system and the Electronic Document Information System (EDIS) use Federal Information Processing Standards (FIPS) 140-2 cryptographic algorithms to encrypt data in transit. Submitting your nonpublic documents by a means that does not use these encryption algorithms (such as by email) may subject your firm’s nonpublic information to unauthorized disclosure during transmission. If you choose a non-encrypted method of electronic transmission, the Commission warns you that the risk of such possible unauthorized disclosure is assumed by you and not by the Commission.*

If your firm did not import this product, please fill out page 1, print, sign, and submit a scanned copy to the Commission.

Parties to this proceeding.—If your firm is a party to this proceeding, it is required to serve a copy of the completed questionnaire on parties to the proceeding that are subject to administrative protective order (see 19 CFR § 207.7). A list of such parties may be obtained from the Commission’s Secretary (202-205-1803). A certificate of service must accompany the completed questionnaire you submit (see 19 CFR § 207.7).