

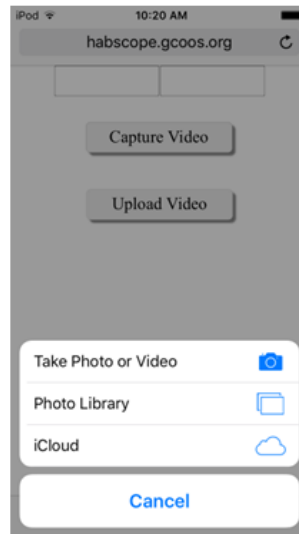
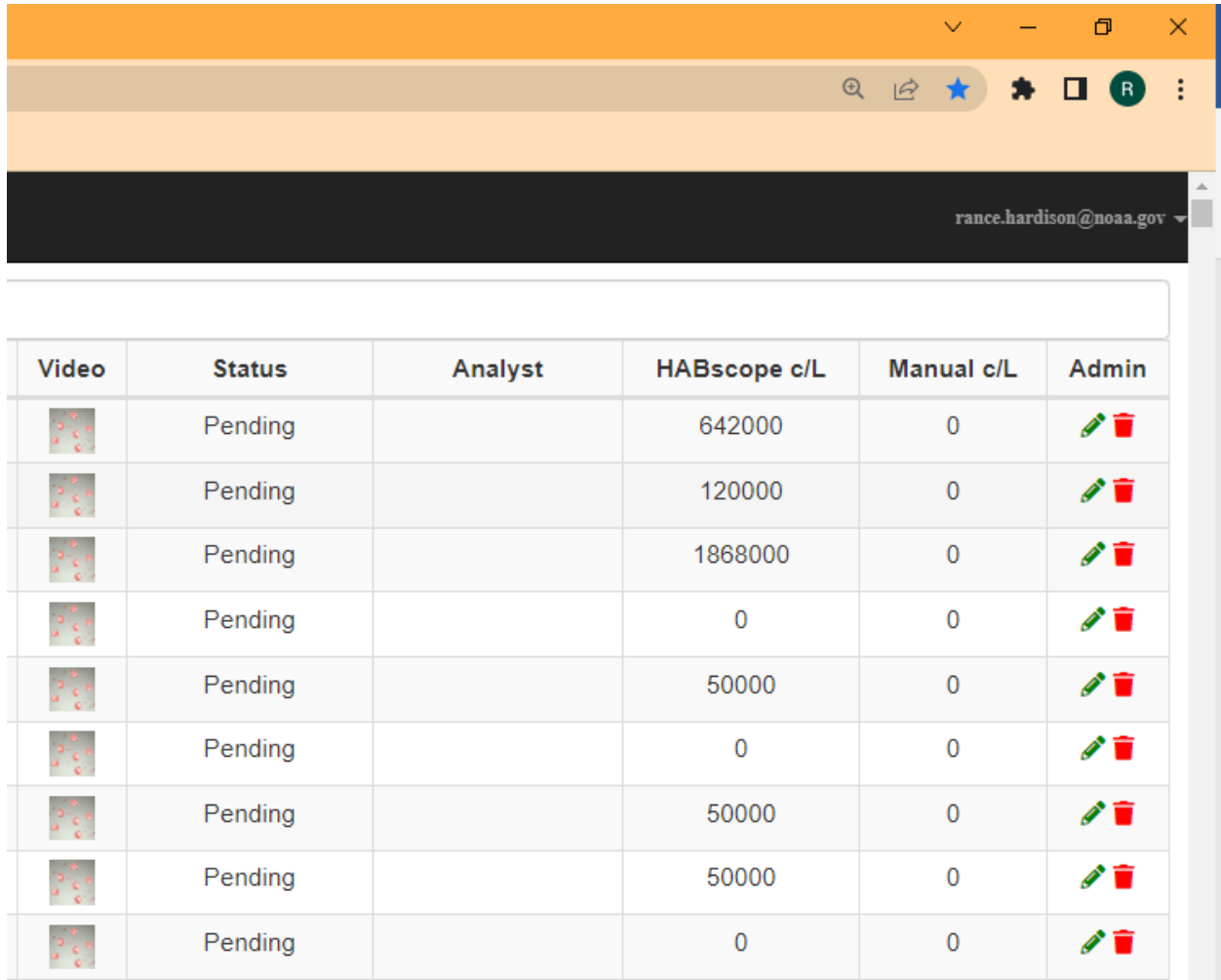



























Supplemental document- The HABscope has an ipod attached to the eyepiece of the microscope. Volunteers use an app on the home screen to capture a video of the 20mL of beach water they collected. That video is uploaded to the GCOOS website and is analyzed by an algorithim which will enumerate the number of Karenia brevis cells in the sample. The number of cells are then fed into a respiratory forecast that is available to the public so they can avoid respiratory irritation at affected beaches.



Below is an internal webpage at habscope.gcoos.org where videos are analyzed and enumerated into cells/L. This is not available to the public.



The screenshot shows a web browser window with a dark theme. The address bar displays the email address `rance.hardison@noaa.gov`. Below the browser window is a table with the following columns: Video, Status, Analyst, HABscope c/L, Manual c/L, and Admin. The table contains 9 rows of data, all with a status of 'Pending' and no analyst assigned. The 'HABscope c/L' values are 642000, 120000, 1868000, 0, 50000, 0, 50000, 50000, and 0. The 'Manual c/L' values are all 0. The 'Admin' column contains a green pencil icon and a red trash can icon for each row.

Video	Status	Analyst	HABscope c/L	Manual c/L	Admin
	Pending		642000	0	 
	Pending		120000	0	 
	Pending		1868000	0	 
	Pending		0	0	 
	Pending		50000	0	 
	Pending		0	0	 
	Pending		50000	0	 
	Pending		50000	0	 
	Pending		0	0	