

## U.S. IMPORTERS' QUESTIONNAIRE

### TRUCK AND BUS TIRES FROM THAILAND

This questionnaire must be received by the Commission by **October 31, 2023**  
*See last page for instructions regarding how to file this questionnaire.*

The information called for in this questionnaire is for use by the United States International Trade Commission in connection with its antidumping duty investigation concerning truck and bus tires from Thailand (Inv. No. 731-TA-1658 (Preliminary)). The information requested in the questionnaire is requested under the authority of the Tariff Act of 1930, title VII. This report is mandatory and failure to reply as directed can result in a subpoena or other order to compel the submission of records or information in your firm's possession (19 U.S.C. § 1333(a)).

Name of firm \_\_\_\_\_

Address \_\_\_\_\_

City \_\_\_\_\_ State \_\_\_\_\_ Zip Code \_\_\_\_\_

Website \_\_\_\_\_

Has your firm imported truck and bus tires (as defined on next page) from any country at any time since January 1, 2020?

☐ **NO** (Sign the certification below and promptly return **only** this page of the questionnaire to the Commission)

☐ **YES** (Complete all parts of the questionnaire, and return the entire questionnaire to the Commission)

Return questionnaire via the U.S. International Trade Commission **Drop Box** by clicking on the following link: <https://dropbox.usitc.gov/oinv/>. (PIN: **TIRES**). See last page for detailed instructions.

#### CERTIFICATION

*I certify that the information herein supplied in response to this questionnaire is complete and correct to the best of my knowledge and belief and understand that the information submitted is subject to audit and verification by the Commission. By means of this certification I also grant consent for the Commission, and its employees and contract personnel, to use the information provided in this questionnaire and throughout this proceeding in any other import-injury proceedings conducted by the Commission on the same or similar merchandise.*

*I, the undersigned, acknowledge that information submitted in response to this request for information and throughout this proceeding or other proceedings may be disclosed to and used: (i) by the Commission, its employees and Offices, and contract personnel (a) for developing or maintaining the records of this or a related proceeding, or (b) in internal investigations, audits, reviews, and evaluations relating to the programs, personnel, and operations of the Commission including under 5 U.S.C. Appendix 3; or (ii) by U.S. government employees and contract personnel, solely for cybersecurity purposes. I understand that all contract personnel will sign appropriate nondisclosure agreements.*

\_\_\_\_\_  
Name of Authorized Official

\_\_\_\_\_  
Title of Authorized Official

\_\_\_\_\_  
Date

\_\_\_\_\_  
Signature

\_\_\_\_\_  
Phone

\_\_\_\_\_  
Email address

**PART I.—GENERAL INFORMATION**

**Background.**-- This proceeding was instituted in response to a petition filed October 17, 2023, by the United Steel, Paper and Forestry, Rubber, Manufacturing, Energy, Allied Industrial and Service Workers International Union, AFL-CIO, CLC (“USW”), Pittsburgh, Pennsylvania. Antidumping duties may be assessed on the subject imports as a result of this proceeding if the Commission makes an affirmative determination of injury, threat, or material retardation, and if the U.S. Department of Commerce (“Commerce”) makes an affirmative determination of dumping. Questionnaires and other information pertinent to this proceeding are available at [https://usitc.gov/reports/active\\_import\\_injury\\_questionnaires](https://usitc.gov/reports/active_import_injury_questionnaires).

**Truck and bus tires** covered by this proceeding are new pneumatic tires, of rubber, with a truck or bus size designation. Truck and bus tires covered by the scope may be tube-type, tubeless, radial, or non-radial.

Subject tires have, at the time of importation, the symbol “DOT” on the sidewall, certifying that the tire conforms to applicable motor vehicle safety standards. Subject tires may also have one of the following suffixes in their tire size designation, which also appear on the sidewall of the tire:

TR—Identifies tires for service on trucks or buses to differentiate them from similarly sized passenger car and light truck tires; and

HC—Identifies a 17.5 inch rim diameter code for use on low platform trailers.

All tires with a “TR” or “HC” suffix in their size designations are covered by the scope regardless of their intended use.

In addition, all tires that lack one of the above suffix markings are included in the scope, as well as all tires that include any other prefix or suffix in their sidewall markings, are included in the scope, regardless of their intended use, as long as the tire is of a size that fits trucks or busses. Sizes that fit trucks and busses include, but are not limited to, the numerical size designations listed in the “Truck-Bus” section of the Tire and Rim Association Year Book, as updated annually. The scope includes all tires that are of a size that fits trucks or busses, unless the tire falls within one of the specific exclusions set out below.

Truck and bus tires, whether or not mounted on wheels or rims, are included in the scope. However, if a subject tire is imported mounted on a wheel or rim, only the tire is covered by the scope. Subject merchandise includes truck and bus tires produced in the subject country whether mounted on wheels or rims in the subject country or in a third country. Truck and bus tires are covered whether or not they are accompanied by other parts, e.g., a wheel, rim, axle parts, bolts, nuts, etc. Truck and bus tires that enter attached to a vehicle are not covered by the scope.

Specifically excluded from the scope are the following types of tires: (1) Pneumatic tires, of rubber, that are not new, including recycled and retreaded tires; (2) nonpneumatic tires, such as solid rubber tires; and (3) tires that exhibit each of the following physical characteristics: (a) The designation “MH” is molded into the tire’s sidewall as part of the size designation; (b) the tire incorporates a warning, prominently molded on the sidewall, that the tire is for “Mobile Home Use Only;” and (c) the tire is of bias construction as evidenced by the fact that the construction code included in the size designation molded into the tire’s sidewall is not the letter “R.”

Truck and bus tires are currently imported under statistical reporting numbers 4011.20.1015 and 4011.20.5020 of the Harmonized Tariff Schedule of the United States (HTSUS). They may also be imported under HTSUS statistical reporting numbers 4011.69.0020, 4011.69.0090, 4011.70.00, 4011.90.80, 4011.99.4520, 4011.99.4590, 4011.99.8520, 4011.99.8590, 8708.70.4530, 8708.70.6030, 8708.70.6060, and 8716.90.5059. The HTSUS provisions are for convenience and customs purposes; the written description of the scope is dispositive.

**Importer.**--Any person or firm engaged, either directly or through a parent company or subsidiary, in importing truck and bus tires (as defined above) into the United States from a foreign manufacturer or through its selling agent.

**Reporting of information.**--If information is not readily available from your records, provide carefully prepared estimates. If your firm is completing more than one questionnaire (i.e., a producer, importer, and/or purchaser questionnaire), you need not respond to duplicated questions.

**Confidentiality.**--The commercial and financial data furnished in response to this questionnaire that reveal the individual operations of your firm will be treated as confidential by the Commission to the extent that such data are not otherwise available to the public and will not be disclosed except as may be required by law (see 19 U.S.C. § 1677f). Such confidential information will not be published in a manner that will reveal the individual operations of your firm; however, general characterizations of numerical business proprietary information (such as discussion of trends) will be treated as confidential business information only at the request of the submitter for good cause shown.

**Verification.**--The information submitted in this questionnaire is subject to audit and verification by the Commission. To facilitate possible verification of data, please keep all files, worksheets, and supporting documents used in the preparation of the questionnaire response. Please also retain a copy of the final document that you submit.

**Release of information.**--The information provided by your firm in response to this questionnaire, as well as any other business proprietary information submitted by your firm to the Commission in connection with this proceeding, may become subject to, and released under, the administrative protective order provisions of the Tariff Act of 1930 (19 U.S.C. § 1677f) and section 207.7 of the Commission's Rules of Practice and Procedure (19 CFR § 207.7). This means that certain lawyers and other authorized individuals may temporarily be given access to the information for use in connection with this proceeding or other import-injury proceedings conducted by the Commission on the same or similar merchandise; those individuals would be subject to severe penalties if the information were divulged to unauthorized individuals.

**Valid number error messages.**--If you are completing this form in a country that uses periods (".") to delineate multiples of 1000 (e.g., one million would appear as \$1.000.000 rather than \$1,000,000), you may be unable to enter in numbers greater than 999 in numeric form fields. The solution to this data entry issue is to temporarily change your operating system's number formatting to be consistent with the U.S. number formatting system while you complete this form. Detailed instructions on how to resolve this issue is provided at the end of this questionnaire and is available upon request from Peter Stebbins (202-205-2039, [peter.stebbins@usitc.gov](mailto:peter.stebbins@usitc.gov)).

**D-GRIDS tool**.--The Commission has a tool that firms can use to move data from their own MS Excel compilation files into self-contained data tables within this MS Word questionnaire, thereby reducing the amount of cell-by-cell data entry that would be required to complete this form. This tool is a macro-enabled MS Excel file available for download from the Commission's generic questionnaires webpage ([https://www.usitc.gov/trade\\_remedy/question.htm](https://www.usitc.gov/trade_remedy/question.htm)) called the "D-GRIDs tool." Use of this tool to help your firm complete this questionnaire is optional. Firms opting to use the D-GRIDs tool to populate their data into this questionnaire will need the D-GRIDs specification sheet PDF file specific to this proceeding (available on the case page which is linked under the "Background" above) which includes the necessary references relating to this questionnaire, as well as the macro-enable MS Excel D-GRIDs tool itself from the generic questionnaires page. More detailed instructions on how to use the D-GRIDs tool are available within the D-GRIDs tool itself.

- I-1. **Reporting requirements.**--Please report below the actual number of hours required and the cost to your firm of completing this questionnaire for use by the Office of Management and Budget.

Hours	Dollars

The questions in this questionnaire have been reviewed with market participants to ensure that issues of concern are adequately addressed and that data requests are sufficient, meaningful, and as limited as possible. Public reporting burden for this questionnaire is estimated to average 50 hours per response, including the time for reviewing instructions, gathering data, and completing and reviewing the questionnaire.

We welcome comments regarding the accuracy of this burden estimate, suggestions for reducing the burden, and any suggestions for improving this questionnaire. Please provide such comments to the Office of Investigations, [import\\_injury@usitc.gov](mailto:import_injury@usitc.gov).

- I-2a. **Establishments covered.**--Provide the name and address of establishment(s) covered by this questionnaire.

***“Establishment”***--Each facility of a firm involved in the importation of truck and bus tires, including auxiliary facilities operated in conjunction with (whether or not physically separate from) such facilities.

--

- I-2b. **Stock symbol information.**-- If your firm or parent firm is publicly traded, please specify the stock exchange and trading symbol: \_\_\_\_\_.

- I-2c. **External counsel.**-- If your firm or parent firm is represented by external counsel in relation to this proceeding, please specify the name of the law firm and the lead attorney(s).

Law firm:	
Lead attorney(s):	

- I-3. **Ownership.**--Is your firm owned, in whole or in part, by any other firm?

☐ No                      ☐ Yes--List the following information, relating to the ultimate parent/owner.

Firm name	Country	Extent of ownership (percent)

***“Related firm”***—A firm that your firm solely or jointly owned, managed, or otherwise controlled; a firm that solely or jointly owned, managed, or otherwise controlled your firm; and/or a firm that was solely or jointly owned, managed, or otherwise controlled by a firm that also solely or jointly owned, managed, or otherwise controlled your firm.

- I-4. **Related importers/exporters.**--Does your firm have any related firms, either domestic or foreign, that are engaged in importing truck and bus tires from Thailand into the United States or that are engaged in exporting truck and bus tires from Thailand to the United States?

☐ No ☐ Yes--List the following information.

Firm name	Country	Affiliation

- I-5. **Related producers.**--Does your firm have any related firms, either domestic or foreign, that are engaged in the production of truck and bus tires?

☐ No ☐ Yes--List the following information.

Firm name	Country	Affiliation

- I-6. **Importing operations.**--Please indicate the nature of your firm's importing operations on truck and bus tires. The importer of record is expected to complete this questionnaire; however, more than one answer may be applicable.

Importer of record	Takes title to the imported product(s)	Consignee of the imported products(s)	Customs broker or freight forwarder
<input type="checkbox"/>	<input type="checkbox"/>	<input type="checkbox"/>	<input type="checkbox"/>

- I-7. **Consignee.**--If your firm is an importer of record of truck and bus tires but is not the consignee, please list the consignees below (firm name, address, telephone number, and individual to contact).

Firm name	Address	Contact person and phone number

- I-8. **FTZ or bonded warehouses.**--Please indicate whether your firm admits truck and bus tires into, or withdraws such merchandise from, foreign trade zones or bonded warehouses.

**“Foreign trade zone”** is a designated location in the United States where firms utilize special procedures that allow delayed or reduced customs duty payments on foreign merchandise, as well as other savings. A foreign trade zone must be designated as such pursuant to the rules and procedures set forth in the Foreign-Trade Zones Act.

**“Bonded warehouse”** is a secured facility supervised by U.S. customs, where dutiable landed imports are stored pending their re-export, or release after payment of import duties, taxes, and other charges. A bonded warehouse must be designed as such pursuant to the rules and procedures set forth in 19 U.S.C. § 1555.

Item	No	Yes	Quantity (in 1,000 tires) admitted in 2022
Foreign trade zones	<input type="checkbox"/>	<input type="checkbox"/>	
Bonded warehouses	<input type="checkbox"/>	<input type="checkbox"/>	

- I-9. **Other trade actions.**--To your knowledge, have the products subject to this proceeding been the subject of any other import relief proceedings in the United States or in any other countries?

No	Yes	If yes, Yes--Please specify.
<input type="checkbox"/>	<input type="checkbox"/>	

**PART II.--TRADE AND RELATED INFORMATION**

Further information on this part of the questionnaire can be obtained from Peter Stebbins (202-205-2039, [peter.stebbins@usitc.gov](mailto:peter.stebbins@usitc.gov)). **Supply all data requested on a calendar-year basis.**

- II-1. **Contact information.**--Please identify the responsible individual and the manner by which Commission staff may contact that individual regarding the confidential information submitted in Part II.

Name	
Title	
Email	
Telephone	

- II-2a. **Changes in operations.**--Has your firm experienced any changes in ownership or in the nature of its importing operations for truck and bus tires since January 1, 2020?

No	Yes	If yes, supply details as to the time, nature, and significance of such changes and describe reasons for the changes, including any underlying assumptions used.
<input type="checkbox"/>	<input type="checkbox"/>	

- II-2b. **COVID-19 pandemic.**—Has the COVID-19 pandemic or have any government actions taken to contain the spread of the COVID-19 virus resulted in changes in your firm's supply chain arrangements, importation, employment, and shipments relating to truck and bus tires? In your response, please discuss the duration and timing of any such changes as they relate to your firm's operations.

No	Yes	If yes, describe these changes including the impact over time on the (a) supply chain, (b) importation and shipments, and (c) employment with respect to truck and bus tires.
<input type="checkbox"/>	<input type="checkbox"/>	



- II-3a. **Arranged imports.**--Has your firm imported or arranged for the importation of truck and bus tires for delivery after **June 30, 2023**?

**“Arranged imports”** are imports for which your firm has placed an order with a foreign supplier for subject merchandise, but delivery of those imports is not scheduled to occur until after the date listed above.

<b>No</b>	<b>Yes</b>	<b>If yes, fill out the table below.</b>
<input type="checkbox"/>	<input type="checkbox"/>	

Source	Period			
	Jul-Sept 2023	Oct-Dec 2023	Jan-Mar 2024	Apr-Jun 2024
	<b>Quantity (in 1,000 tires)</b>			
Thailand				
All other sources				

- II-3b. **Imports in the 12-month period preceding the petition.**--Has your firm imported truck and bus tires from any source between October 1, 2022 and September 31, 2023? (i.e., the last 3 months in 2022 and first nine months in 2023 combined)

<b>No</b>	<b>Yes</b>	<b>If yes, report the quantity of such import below by source.</b>
<input type="checkbox"/>	<input type="checkbox"/>	

<b>Quantity (in 1,000 tires)</b>	
Source	October 2022 through September 2023
Thailand	
All other sources	

- II-4. **Reasons for importing if producer.**--If your firm also produces truck and bus tires in the United States, please indicate the reasons for importing this product. If your firm's reasons differ by source, please elaborate.

--

**Definitions**

***“Imports”*** – Those products identified for Customs purposes as imports for consumption for which your firm was the importer of record (i.e., was responsible for paying any import duty).

***“Import quantities”*** – Quantities reported should be net of returns.

***“Import values”*** – Values reported should be landed, duty-paid values at the U.S. port of entry, including ocean freight and insurance costs, brokerage charges, and import duties (i.e., all charges except inland freight in the United States).

***“Commercial U.S. shipments”*** – Shipments made within the United States as a result of an arm's length commercial transaction in the ordinary course of business. Report net values (i.e., gross sales values less all discounts, allowances, rebates, prepaid freight, and the value of returned goods) in U.S. dollars, f.o.b. your point of shipment. Any shipments of mounted truck or bus tires reported should include only the value of the tire.

***“Internal consumption”*** – Product consumed internally by your firm. Such transactions are valued at fair market value.

***“Transfers to related firms”*** – Shipments made to related firms. Such transactions are valued at fair market value.

***“Export shipments”*** – Shipments to destinations outside the United States, including shipments to related firms.

***“Inventories”*** – Finished goods inventory, not raw materials or work in progress.

*Note: As requested in Part I of this questionnaire, please keep all supporting documents/records used in the preparation of the trade data, as Commission staff may contact your firm regarding questions on the trade data. The Commission may also request that your company submit copies of the supporting documents/records (such as production and sales schedules, inventory records, etc.) used to compile these data.*

II-5a. **U.S. imports from Thailand.**—Report your firm's imports and your firm's shipments and inventories of truck and bus tires imported from Thailand by your firm during the specified periods.

## Thailand

Quantity (in 1,000 tires), value (in \$1,000)					
Item	Calendar year			January-June	
	2020	2021	2022	2022	2023
<b>Beginning-of-period inventories</b> (quantity) (A)					
<b>Imports:</b> <sup>1 2 3</sup> Quantity (B)					
Value (C)					
<b>U.S. shipments:</b> <b>Commercial shipments:</b> Quantity (D)					
Value (E)					
<b>Internal consumption:</b> <sup>4</sup> Quantity (F)					
Value <sup>4</sup> (G)					
<b>Transfers to related firms:</b> <sup>4</sup> Quantity (H)					
Value <sup>4</sup> (I)					
<b>Export shipments:</b> <sup>5</sup> Quantity (J)					
Value (K)					
<b>End-of-period inventories:</b> (quantity) (L)					

<sup>1</sup> Please identify the foreign producers, if known: \_\_\_\_\_.

<sup>2</sup> Please report the share of the quantity of your firm's U.S. imports of truck and bus tires in 2022 that were mounted on a wheel or rim: \_\_\_\_\_ percent.

<sup>3</sup> Please identify any HTS numbers under which your firm imported truck and bus tires other than HTS subheadings 4011.20.1015 and 4011.20.5020: \_\_\_\_\_.

<sup>4</sup> Internal consumption and transfers to related firms must be valued at fair market value. If your firm uses a different basis for valuing these transactions in your records, please specify that basis (e.g., cost, cost plus, etc.): \_\_\_\_\_. However, the data provided above in this table should be based on fair market value.

<sup>5</sup> Identify your firm's principal export markets: \_\_\_\_\_.

II-5a. **U.S. imports from Thailand.**—Continued

**RECONCILIATION OF SHIPMENTS, IMPORTS, AND INVENTORIES.**—Generally, the data reported for the end-of-period inventories (i.e., line L) should be equal to the beginning-of-period inventories (i.e., line A), plus imports (i.e., line B), less total shipments (i.e., lines D, F, H, and J). Please ensure that any differences are not due to data entry errors in completing this form, but rather actually reflect your firm's records; and also provide any likely explanations for any differences (e.g., theft, loss, damage, record systems issues, etc.) if they exist.

Reconciliation	Calendar year			January-June	
	2020	2021	2022	2022	2023
A + B – D – F – H – J – L = should equal zero ("0") or provide an explanation. <sup>1</sup>	0	0	0	0	0
<sup>1</sup> Explanation if the calculated fields above are returning values other than zero (i.e., "0") but are nonetheless accurate: _____.					

II-5b. **Channels of distribution: Thailand.**—Report your firm's U.S. shipments (i.e. inclusive of commercial U.S. shipments, internal consumption, and transfers to related firms) of imports from Thailand by channel of distribution during the specified periods.

## Thailand

Quantity (in 1,000 tires) and value (in \$1,000)					
Item	Calendar year			January-June	
	2020	2021	2022	2022	2023
<b>Channels of distribution:</b>					
<b>U.S. shipments:</b>					
To OEMs					
Quantity (M)					
Value (N)					
To aftermarket suppliers					
Quantity (O)					
Value (P)					

**RECONCILIATION OF CHANNELS.**—Please ensure that the quantities reported for channels of distribution (i.e., lines M and O, and lines N and P) in each time period equal the quantity and value reported for U.S. shipments (i.e., lines D, F, H and E, G, and I) in each time period. If the calculated fields below return values other than zero (i.e., "0"), the data reported must be revised prior to submission to the Commission.

Reconciliation	Calendar year			January-June	
	2020	2021	2022	2022	2023
M + O – D – F – H = zero ("0"), if not revise.	0	0	0	0	0
N + P – E – G – I = zero ("0"), if not revise.	0	0	0	0	0

- II-5c. **U.S. shipments by tire type: Thailand.**-- Report your firm's U.S. shipments (i.e. inclusive of commercial U.S. shipments, internal consumption, and transfers to related firms) of imports from Thailand by product type in the specified periods.

Quantity (in 1,000 tires) and value (in \$1,000)					
Item	Calendar year			January-June	
	2020	2021	2022	2022	2023
<b>U.S. shipments:</b>					
Radial tires					
Quantity (Q)					
Value (R)					
Bias ply: Tubed					
Quantity (S)					
Value (T)					
Bias ply: Tubeless					
Quantity (U)					
Value (V)					

**RECONCILIATION OF SHIPMENTS BY TYPE.**-- Please ensure that the quantities and values reported for U.S. shipments of imports from Thailand by product type (i.e., lines Q, S and U, and lines R, T and V) in each time period equal the quantity and value reported for U.S. shipments (i.e., line D, F and H, and lines E, G and I) in each time period. If the calculated fields below return values other than zero (i.e., "0"), the data reported must be revised prior to submission to the Commission.

Reconciliation	Calendar year			January-June	
	2020	2021	2022	2022	2023
$Q + S + U - D - F - H = \text{zero ("0")}$ , if not revise.	0	0	0	0	0
$R + T + V - E - G - I = \text{zero ("0")}$ , if not revise.	0	0	0	0	0

- II-6a. **Imports from all other sources.**—Report your firm's imports and your firm's shipments and inventories of truck and bus tires imported from **all other sources** by your firm during the specified periods.

## All other sources

(list sources: \_\_\_\_\_)

Quantity (in 1,000 tires), value (in \$1,000)					
Item	Calendar year			January-June	
	2020	2021	2022	2022	2023
<b>Beginning-of-period inventories</b> (quantity) (A)					
<b>Imports:</b> <sup>1 2 3</sup> Quantity (B)					
Value (C)					
<b>U.S. shipments:</b> <b>Commercial shipments:</b> Quantity (D)					
Value (E)					
<b>Internal consumption:</b> <sup>4</sup> Quantity (F)					
Value <sup>4</sup> (G)					
<b>Transfers to related firms:</b> <sup>4</sup> Quantity (H)					
Value <sup>4</sup> (I)					
<b>Export shipments:</b> <sup>5</sup> Quantity (J)					
Value (K)					
<b>End-of-period inventories:</b> (quantity) (L)					

<sup>1</sup> Please identify the foreign producers, if known: \_\_\_\_\_.

<sup>2</sup> Please report the share of the quantity of your firm's U.S. imports of truck and bus tires in 2022 that were mounted on a wheel or rim: \_\_\_\_\_ percent.

<sup>3</sup> Please identify any HTS numbers under which your firm imported truck and bus tires other than HTS subheadings 4011.20.1015 and 4011.20.5020: \_\_\_\_\_.

<sup>4</sup> Internal consumption and transfers to related firms must be valued at fair market value. If your firm uses a different basis for valuing these transactions in your records, please specify that basis (e.g., cost, cost plus, etc.): \_\_\_\_\_. However, the data provided above in this table should be based on fair market value.

<sup>5</sup> Identify your firm's principal export markets: \_\_\_\_\_.

II-6a. **Imports from all other sources.**—Continued

**RECONCILIATION OF SHIPMENTS, IMPORTS, AND INVENTORIES.**—Generally, the data reported for the end-of-period inventories (i.e., line L) should be equal to the beginning-of-period inventories (i.e., line A), plus imports (i.e., line B), less total shipments (i.e., lines D, F, H, and J). Please ensure that any differences are not due to data entry errors in completing this form, but rather actually reflect your firm's records; and also provide any likely explanations for any differences (e.g., theft, loss, damage, record systems issues, etc.) if they exist.

Reconciliation	Calendar year			January-June	
	2020	2021	2022	2022	2023
A + B – D – F – H – J – L = should equal zero ("0") or provide an explanation. <sup>1</sup>	0	0	0	0	0
<sup>1</sup> Explanation if the calculated fields above are returning values other than zero (i.e., "0") but are nonetheless accurate: _____.					

II-6b. **Channels of distribution: All other sources.**— Report your firm's U.S. shipments (i.e. inclusive of commercial U.S. shipments, internal consumption, and transfers to related firms) of imports from **all other sources** by channel of distribution during the specified periods.

## All other sources

Quantity (in 1,000 tires) and value (in \$1,000)					
Item	Calendar year			January-June	
	2020	2021	2022	2022	2023
<b>Channels of distribution:</b>					
<b>U.S. shipments:</b>					
To OEMs					
Quantity (M)					
Value (N)					
To aftermarket suppliers					
Quantity (O)					
Value (P)					

**RECONCILIATION OF CHANNELS.**—Please ensure that the quantities reported for channels of distribution (i.e., lines M and O, and lines N and P) in each time period equal the quantity and value reported for U.S. shipments (i.e., lines D, F, H and E, g, and I) in each time period. If the calculated fields below return values other than zero (i.e., "0"), the data reported must be revised prior to submission to the Commission.

Reconciliation	Calendar year			January-June	
	2020	2021	2022	2022	2023
M + O – D – F – H = zero ("0"), if not revise.	0	0	0	0	0
N + P – E – G – I = zero ("0"), if not revise.	0	0	0	0	0

- II-6c. **U.S. shipments by tire type: All other sources.**-- Report your firm's U.S. shipments (i.e. inclusive of commercial U.S. shipments, internal consumption, and transfers to related firms) of imports from all other sources by product type in the specified periods.

Quantity (in 1,000 tires) and value (in \$1,000)					
Item	Calendar year			January-June	
	2020	2021	2022	2022	2023
<b>U.S. shipments:</b>					
Radial tires					
Quantity (Q)					
Value (R)					
Bias ply: Tubed					
Quantity (S)					
Value (T)					
Bias ply: Tubeless					
Quantity (U)					
Value (V)					

**RECONCILIATION OF SHIPMENTS BY TYPE.**-- Please ensure that the quantities and values reported for U.S. shipments of imports from all other sources by product type (i.e., lines Q, S and U, and lines R, T and V) in each time period equal the quantity and value reported for U.S. shipments (i.e., line D, F and H, and lines E, G and I) in each time period. If the calculated fields below return values other than zero (i.e., "0"), the data reported must be revised prior to submission to the Commission.

Reconciliation	Calendar year			January-June	
	2020	2021	2022	2022	2023
$Q + S + U - D - F - H = \text{zero ("0")}$ , if not revise.	0	0	0	0	0
$R + T + V - E - G - I = \text{zero ("0")}$ , if not revise.	0	0	0	0	0



- II-7. **Transfers to related firms.**--If your firm reported transfers to related firms in any of the data tables in Part II, please identify the firm(s) and indicate the nature of the relationship between your firm and the related firms (e.g., joint venture, wholly owned subsidiary) and whether the transfers were priced at market value or by a non-market formula.

--

- II-8. **Other explanations.**--If your firm would like to further explain a response to a question in Part II for which a narrative response box was not provided, please note the question number and the explanation in the space provided below. Please also use this space to highlight any issues your firm had in providing the data in this section.

--

**PART III.--PRICING AND MARKET FACTORS**

Further information on this part of the questionnaire can be obtained from Eric Sguazzin (202-205-3463, [eric.sguazzin@usitc.gov](mailto:eric.sguazzin@usitc.gov)).

- III-1. **Contact information.**--Please identify the responsible individual and the manner by which Commission staff may contact that individual regarding the confidential information submitted in Part III.

Name	
Title	
Email	
Telephone	

**PRICE DATA**

- III-2. This question requests quarterly quantity and value data for your firm's commercial shipments to unrelated U.S. customers since January 1, 2020 of the following products your firm imported from Thailand:

**Product 1.**-- Truck and bus tire, tires designated for drive application (excluding all-position/all-purpose tires), size 11R22.5, 16 ply rating, load range of H, speed rating L (75 mph).

**Product 2.**-- Truck and bus tire, tires designated for drive application (excluding all-position/all-purpose tires), size 11R24.5, 16 ply rating, load range of H, speed rating L (75 mph).

**Product 3.**-- Truck and bus tire, tires designated for drive application (excluding all-position/all-purpose tires), size 295/75R22.5, 14 ply rating, load range of G, speed rating L (75 mph).

**Product 4.**-- Truck and bus tire, tires designated for drive application (excluding all-position/all-purpose tires), size 225/70R19.5, 14 ply rating, load range of G, speed rating L (75 mph).

**Please note that values should be f.o.b., U.S. point of shipment and should not include U.S.-inland transportation costs. Values should reflect the *final net* amount paid to your firm (i.e., should be net of all deductions for discounts or rebates).**

During January 2020-June 2023, did your firm import from Thailand and sell to unrelated U.S. customers any of the above listed products (or any products that were competitive with these products)?

<input type="checkbox"/>	<b>Yes.</b> --Please complete the following pricing data table(s) as appropriate.
<input type="checkbox"/>	<b>No.</b> --Skip to question III-3.

III-2a. **Price data.**--Report below the quarterly price data<sup>1</sup> for pricing products<sup>2</sup> imported from Thailand and sold by your firm to original equipment manufacturers (OEMs). Do not include lease transactions in these reported pricing data.

## Thailand – OEM

Report data in **number of tires** and **actual dollars** (not 1,000s).

<b>(Quantity in number of tires, value in dollars)</b>								
<b>Period of shipment</b>	<b>Product 1</b>		<b>Product 2</b>		<b>Product 3</b>		<b>Product 4</b>	
	<b>Quantity</b>	<b>Value</b>	<b>Quantity</b>	<b>Value</b>	<b>Quantity</b>	<b>Value</b>	<b>Quantity</b>	<b>Value</b>
<b>2020:</b>								
January-March								
April-June								
July-September								
October-December								
<b>2021:</b>								
January-March								
April-June								
July-September								
October-December								
<b>2022:</b>								
January-March								
April-June								
July-September								
October-December								
<b>2023:</b>								
January-March								
April-June								

<sup>1</sup> Net values (i.e., gross sales values less all discounts, allowances, rebates, prepaid freight, and the value of returned goods), f.o.b. your firm's U.S. point of shipment. Please subtract any discounts, rebates, and returns from the quarter in which the sale occurred.

<sup>2</sup> Pricing product definitions are provided on the first page of Part III.

**Note.**--If your firm's product does not exactly meet the product specifications but is competitive with the specified product, provide a description of your firm's product. Also, please explain any anomalies in your firm's reported pricing data.

Product 1:

Product 2:

Product 3:

Product 4:

III-2b. **Price data.**--Report below the quarterly price data<sup>1</sup> for pricing products<sup>2</sup> imported from Thailand and sold by your firm into the aftermarket (e.g., to dealers and service centers for tire replacements). Do not include lease transactions in these reported pricing data.

## Thailand – AFTERMARKET

Report data in **number of tires** and **actual dollars** (not 1,000s).

(Quantity in number of tires, value in dollars)								
Period of shipment	Product 1		Product 2		Product 3		Product 4	
	Quantity	Value	Quantity	Value	Quantity	Value	Quantity	Value
<b>2020:</b>								
January-March								
April-June								
July-September								
October-December								
<b>2021:</b>								
January-March								
April-June								
July-September								
October-December								
<b>2022:</b>								
January-March								
April-June								
July-September								
October-December								
<b>2023:</b>								
January-March								
April-June								

<sup>1</sup> Net values (i.e., gross sales values less all discounts, allowances, rebates, prepaid freight, and the value of returned goods), f.o.b. your firm's U.S. point of shipment. Please subtract any discounts, rebates, and returns from the quarter in which the sale occurred.

<sup>2</sup> Pricing product definitions are provided on the first page of Part III.

**Note.**--If your firm's product does not exactly meet the product specifications but is competitive with the specified product, provide a description of your firm's product. Also, please explain any anomalies in your firm's reported pricing data.

Product 1:

Product 2:

Product 3:

Product 4:

III-2c. **Price data checklist.**--Please check that the pricing data in question III-2(a) have been correctly reported.

Are the price data reported above:	<b>✓ if Yes</b>
In actual dollars ( <b>not</b> \$1,000) and actual number of tires?	<input type="checkbox"/>
Valued f.o.b. U.S. point of shipment (i.e., exclude U.S. inland transportation costs)?	<input type="checkbox"/>
Reported net of all discounts, rebates, and returns (deducted from the quarter in which the original sale occurred)?	<input type="checkbox"/>
Reported for commercial U.S. shipments only (i.e., exclude internal consumption, transfers, and exports)?	<input type="checkbox"/>
Less than or equal to the quantities and values reported in Part II for commercial non-lease U.S. shipments in each period?	<input type="checkbox"/>
Explanation(s) for any boxes not checked:	

III-2d. **Pricing data methodology.**--Please describe the method and the kinds of documents/records that were used to compile your price data.

*Note: As requested in Part I of this questionnaire, please keep all supporting documents/records used in the preparation of the price data, as Commission staff may contact your firm regarding questions on the price data. The Commission may also request that your company submit copies of the supporting documents/records (such as sales journal, invoices, etc.) used to compile these data.*

- III-3. **Price setting.**--How does your firm determine the prices that it charges for sales of truck and bus tires (*check all that apply*)?

Transaction by transaction	Contracts	Set price lists	Other	If other, describe
<input type="checkbox"/>	<input type="checkbox"/>	<input type="checkbox"/>	<input type="checkbox"/>	

- III-4. **Discount policy.**--Please indicate and describe your firm's discount policies (*check all that apply*).

Quantity discounts	Annual total volume discounts	No discount policy	Other	Describe
<input type="checkbox"/>	<input type="checkbox"/>	<input type="checkbox"/>	<input type="checkbox"/>	

- III-5. **Pricing terms.**--On what basis are your firm's prices of imported truck and bus tires from Thailand usually quoted (*check one*)?

Delivered	F.o.b.	If f.o.b., specify point
<input type="checkbox"/>	<input type="checkbox"/>	

- III-6. **Contract versus spot.**-- Approximately what shares of your firm's sales of its truck and bus tires from Thailand in 2022 were on the basis of (1) short-term contracts, (2) annual contracts, (3) long-term contracts, and (4) spot sales?

Item	Type of sale				Total (should sum to 100.0%)
	Short-term contracts (multiple deliveries for less than 12 months)	Annual contracts (multiple deliveries for 12 months)	Long-term contracts (multiple deliveries for more than 12 months)	Spot sales (for a single delivery)	
Share of 2022 OEM sales	%	%	%	%	0.0 %
Share of 2022 aftermarket sales	%	%	%	%	0.0 %

III-7. **Contract provisions.**—

- (a) Please fill out the table regarding your firm's typical OEM market sales contracts for truck and bus tires imported from Thailand (or check "not applicable" if your firm does not sell on a short-term, annual and/or long-term contract basis).

<b>OEM market</b>				
<b>Typical sales contract provisions</b>	<b>Item</b>	<b>Short-term contracts</b> (multiple deliveries for less than 12 months)	<b>Annual contracts</b> (multiple deliveries for 12 months)	<b>Long-term contracts</b> (multiple deliveries for more than 12 months)
Average contract duration	<i>No. of days</i>		365	
Price renegotiation (during contract period)	<i>Yes</i>	<input type="checkbox"/>	<input type="checkbox"/>	<input type="checkbox"/>
	<i>No</i>	<input type="checkbox"/>	<input type="checkbox"/>	<input type="checkbox"/>
Fixed quantity and/or price	<i>Quantity</i>	<input type="checkbox"/>	<input type="checkbox"/>	<input type="checkbox"/>
	<i>Price</i>	<input type="checkbox"/>	<input type="checkbox"/>	<input type="checkbox"/>
	<i>Both</i>	<input type="checkbox"/>	<input type="checkbox"/>	<input type="checkbox"/>
Indexed to raw material costs <sup>1</sup>	<i>Yes</i>	<input type="checkbox"/>	<input type="checkbox"/>	<input type="checkbox"/>
	<i>No</i>	<input type="checkbox"/>	<input type="checkbox"/>	<input type="checkbox"/>
Not applicable		<input type="checkbox"/>	<input type="checkbox"/>	<input type="checkbox"/>
<sup>1</sup> Please identify the indexes used: _____.				

III-7. **Contract provisions.**—Continued

(b) Please fill out the table regarding your firm's typical aftermarket sales contracts for truck and bus tires imported from Thailand (or check "not applicable" if your firm does not sell on a short-term, annual and/or long-term contract basis).

Aftermarket				
Typical sales contract provisions	Item	Short-term contracts (multiple deliveries for less than 12 months)	Annual contracts (multiple deliveries for 12 months)	Long-term contracts (multiple deliveries for more than 12 months)
Average contract duration	No. of days		365	
Price renegotiation (during contract period)	Yes	<input type="checkbox"/>	<input type="checkbox"/>	<input type="checkbox"/>
	No	<input type="checkbox"/>	<input type="checkbox"/>	<input type="checkbox"/>
Fixed quantity and/or price	Quantity	<input type="checkbox"/>	<input type="checkbox"/>	<input type="checkbox"/>
	Price	<input type="checkbox"/>	<input type="checkbox"/>	<input type="checkbox"/>
	Both	<input type="checkbox"/>	<input type="checkbox"/>	<input type="checkbox"/>
Indexed to raw material costs <sup>1</sup>	Yes	<input type="checkbox"/>	<input type="checkbox"/>	<input type="checkbox"/>
	No	<input type="checkbox"/>	<input type="checkbox"/>	<input type="checkbox"/>
Not applicable		<input type="checkbox"/>	<input type="checkbox"/>	<input type="checkbox"/>
<sup>1</sup> Please identify the indexes used: _____.				

III-8. **Lead times.**-- What is your firm's share of sales of its truck and bus tires imported from Thailand from inventory and produced to order, and the typical lead time between a customer's order and the date of delivery for your firm's sales of its imported truck and bus tires?

Source	Share of 2022 sales	Lead time (Average number of days)
From your firm's U.S. inventory	%	
From foreign manufacturers' inventory	%	
Produced to order	%	
<b>Total</b> (should sum to 100.0%)	0.0 %	



**III-9. Shipping information.—**

- (a) Who generally arranges the transportation to your firm's customers' locations?  
☐ Your firm    ☐ Purchaser (*check one*)
- (b) When your firm sells truck and bus tires imported from Thailand, from where is it shipped?  
☐ Point of importation    ☐ Storage facility (*check one*)
- (c) Indicate the approximate percentage of your firm's sales of truck and bus tires imported from Thailand that are delivered the following distances from your firm's U.S. point of shipment.

Distance from your firm's U.S. point of shipment	Share
Within 100 miles	%
101 to 1,000 miles	%
Over 1,000 miles	%
<b>Total</b> (should sum to 100.0%)	0.0 %

- III-10. Geographical shipments.—**In which U.S. geographic market area(s) has your firm sold truck and bus tires imported from Thailand since January 1, 2020 (check all that apply)?

Geographic area	Thailand
<b>Northeast.</b> —CT, ME, MA, NH, NJ, NY, PA, RI, and VT.	<input type="checkbox"/>
<b>Midwest.</b> —IL, IN, IA, KS, MI, MN, MO, NE, ND, OH, SD, and WI.	<input type="checkbox"/>
<b>Southeast.</b> —AL, DE, DC, FL, GA, KY, MD, MS, NC, SC, TN, VA, and WV.	<input type="checkbox"/>
<b>Central Southwest.</b> —AR, LA, OK, and TX.	<input type="checkbox"/>
<b>Mountains.</b> —AZ, CO, ID, MT, NV, NM, UT, and WY.	<input type="checkbox"/>
<b>Pacific Coast.</b> —CA, OR, and WA.	<input type="checkbox"/>
<b>Other.</b> —All other markets in the United States not previously listed, including AK, HI, PR, and VI.	<input type="checkbox"/>

- III-11. Inland transportation costs.—**What is the approximate percentage of the cost of truck and bus tires imported from Thailand that is accounted for by U.S. inland transportation costs? \_\_\_\_\_ percent.

III-12. **End uses.**--List the end uses of the truck and bus tires that your firm imports. For each end-use product, what percentage of the total cost is accounted for by truck and bus tires and other inputs?

End-use product	Share of total cost of end use product accounted for by		Total (should sum to 100.0% across)
	Truck and bus tires	Other inputs	
For OEMs, a new Heavy Duty (Class 7 or 8) Truck or Bus <sup>1</sup>	%	%	0.0 %
For OEMs, a new Medium Duty (Class 6 or lower) Truck or Bus <sup>1</sup>	%	%	0.0 %
Other <sup>3</sup>	%	%	0.0 %
<sup>1</sup> This line is asking how much do "truck and bus tires" account for the total cost to produce the class of truck or bus in question for an OEM (estimates are acceptable). The other inputs include everything else that makes up a truck/bus. Include trailer costs in this calculation/analysis if appropriate. <sup>2</sup> Describe the end use .			

III-13. **Substitutes.**--Can other products be substituted for truck and bus tires?

☐ No                      ☐ Yes--Please fill out the table.

Substitute	End use in which this substitute is used	Have changes in the price of this substitute affected the price for truck and bus tires?		
		No	Yes	Explanation
1.		<input type="checkbox"/>	<input type="checkbox"/>	
2.		<input type="checkbox"/>	<input type="checkbox"/>	
3.		<input type="checkbox"/>	<input type="checkbox"/>	

- III-14. **Demand trends.**-- Has demand within the United States and outside of the United States (if known) for truck and bus tires steadily increased, fluctuated but ended higher, not changed, fluctuated but ended lower, or steadily decreased since January 1, 2020? Explain any trends and describe the principal factors that have affected these changes in demand.

Select one box per row.

Market	Steadily increase	Fluctuate up	No change	Fluctuate down	Steadily decrease	Explanation and factors
<b>Overall market (OEM and aftermarket combined)</b>						
Within the United States	<input type="checkbox"/>	<input type="checkbox"/>	<input type="checkbox"/>	<input type="checkbox"/>	<input type="checkbox"/>	
Outside the United States	<input type="checkbox"/>	<input type="checkbox"/>	<input type="checkbox"/>	<input type="checkbox"/>	<input type="checkbox"/>	
<b>OEM market</b>						
Within the United States	<input type="checkbox"/>	<input type="checkbox"/>	<input type="checkbox"/>	<input type="checkbox"/>	<input type="checkbox"/>	
Outside the United States	<input type="checkbox"/>	<input type="checkbox"/>	<input type="checkbox"/>	<input type="checkbox"/>	<input type="checkbox"/>	
<b>Aftermarket</b>						
Within the United States	<input type="checkbox"/>	<input type="checkbox"/>	<input type="checkbox"/>	<input type="checkbox"/>	<input type="checkbox"/>	
Outside the United States	<input type="checkbox"/>	<input type="checkbox"/>	<input type="checkbox"/>	<input type="checkbox"/>	<input type="checkbox"/>	

- III-15. **Product changes.**--Have there been any significant changes in the product range, product mix or marketing of truck and bus tires since January 1, 2020?

No	Yes	If yes, please describe.
<input type="checkbox"/>	<input type="checkbox"/>	

- III-16. **Business cycles.**--Is the truck and bus tires market subject to business cycles, either during the year or across years? If yes, describe.

No	Yes	If yes, please describe, including any changes since January 1, 2020.
<input type="checkbox"/>	<input type="checkbox"/>	

- III-17. **Conditions of competition.**--Is the truck and bus tires market subject to conditions of competition distinctive to truck and bus tires other than the business cycles described in the previous question? If yes, describe.

No	Yes	If yes, please describe, including any changes since January 1, 2020.
<input type="checkbox"/>	<input type="checkbox"/>	

- III-18. **Supply constraints.**--Has your firm refused, declined, or been unable to supply truck and bus tires at any time since January 1, 2020 (examples include placing customers on allocation or "controlled order entry," declining to accept new customers or renew existing customers, delivering less than the quantity promised, being unable to meet timely shipment commitments, impact from changes in operations listed in II-2a, etc.)?

No	Yes	If yes, please describe, including the reason, timing, and duration of the constraint.
<input type="checkbox"/>	<input type="checkbox"/>	

- III-19. **Raw materials.**-- Have truck and bus tires raw material prices steadily increased, fluctuated but ended higher, not changed, fluctuated but ended lower, or steadily decreased since January 1, 2020?

Select one box per row.

Steadily increase	Fluctuate up	No change	Fluctuate down	Steadily decrease	Explain, noting how raw material price changes have affected your firm's selling prices for truck and bus tires.
<input type="checkbox"/>	<input type="checkbox"/>	<input type="checkbox"/>	<input type="checkbox"/>	<input type="checkbox"/>	

- IV-20. **Product categories.**—

- (a) In your view, is the U.S. truck and bus tires market divided into categories (e.g., Best/Better/Good; Tier 1/Tier 2/Tier 3; Flagship/Secondary/Mass-market)?

☐ No                      ☐ Yes--Please fill out part b and c.

- (b) If yes in part a, how many such categories exist in the U.S. market? \_\_\_\_\_ and what are the criteria used to delineate these categories?

- (c) Based on how your firm responded to part b, into how many categories does your firm sell truck and bus tires in the U.S. market?

III-21. **Branding.**—

- (a) How competitive in terms of quality and price are private-label tires with their name-brand counterparts?

Item	Very competitive	Somewhat competitive	Not competitive	Explanation and factors
Price	<input type="checkbox"/>	<input type="checkbox"/>	<input type="checkbox"/>	
Quality	<input type="checkbox"/>	<input type="checkbox"/>	<input type="checkbox"/>	

- (b) Does your firm sell private label and branded truck and bus tires with the same specifications at different prices?

No	Yes	If yes, please explain and estimate price differences.
<input type="checkbox"/>	<input type="checkbox"/>	

III-22. **Radial and bias tire interchangeability.**— Are radial tires interchangeable with bias tires either with or without tubes?

Radial tires interchange with	Always	Frequently	Sometimes	Never	Do not know	Explanation and factors
Bias tube tires	<input type="checkbox"/>	<input type="checkbox"/>	<input type="checkbox"/>	<input type="checkbox"/>	<input type="checkbox"/>	
Bias tubeless tires	<input type="checkbox"/>	<input type="checkbox"/>	<input type="checkbox"/>	<input type="checkbox"/>	<input type="checkbox"/>	

III-23. **Interchangeability.**—How often is truck and bus tires produced in the United States and in other countries interchangeable (i.e., can they physically be used in the same applications)?

Please indicate A, F, S, N, or O in the table below:


A = the products from a specified country-pair are *always* interchangeable

F = the products are *frequently* interchangeable

S = the products are *sometimes* interchangeable

N = the products are *never* interchangeable

O = *no familiarity* with products from a specified country-pair

Country-pair	Thailand	Other countries
United States		
Thailand		
For any country-pair producing truck and bus tires that is <i>sometimes</i> or <i>never</i> interchangeable, identify the country-pair and explain the factors that limit or preclude the interchangeable use of truck and bus tires produced in the countries:		

III-24. **Factors other than price.**—How often are differences other than price (e.g., quality, availability, transportation network, product range, technical support, *etc.*) between truck and bus tires produced in the United States and in other countries a significant factor in your firm's sales of the products?

Please indicate A, F, S, N, or O in the table below:


A = such differences are *always* significant

F = such differences are *frequently* significant

S = such differences are *sometimes* significant

N = such differences are *never* significant

O = *no familiarity* with products from a specified country-pair

Country-pair	Thailand	Other countries
United States		
Thailand		
For any country-pair for which factors other than price are <i>always</i> or <i>frequently</i> a significant factor in your firm's sales of truck and bus tires, identify the country-pair and the relevant factors other than price, and report the advantages or disadvantages imparted by such factors:		

- III-25. **Role of section 301 tariffs.**-- Did the tariffs on Chinese-origin products under section 301, or changes in these tariffs, have an impact on the truck and bus tires market in the United States, including any effects on truck and bus tires cost, price, supply, and/or demand, since January 1, 2020?

<b>Yes</b>	<b>No</b>	<b>Don't know</b>
<input type="checkbox"/>	<input type="checkbox"/>	<input type="checkbox"/>

<b>If yes, please describe the impact on cost, price, supply, and/or demand, and include the timing of such impacts.</b>

- III-26. **Customer identification.**--List the names and contact information for your firm's 10 largest U.S. customers for truck and bus tires since January 1, 2020. Indicate the share of the quantity of your firm's U.S. shipments of truck and bus tires that each of these customers accounted for in 2022.

	Customer's name	Contact person	Email	Telephone	City	State	Share of 2022 sales (%)
1							
2							
3							
4							
5							
6							
7							
8							
9							
10							

- III-27. **Other explanations.**--If your firm would like to further explain a response to a question in Part III for which a narrative response box was not provided, please note the question number and the explanation in the space provided below. Please also use this space to highlight any issues your firm had in providing the data in this section.

--



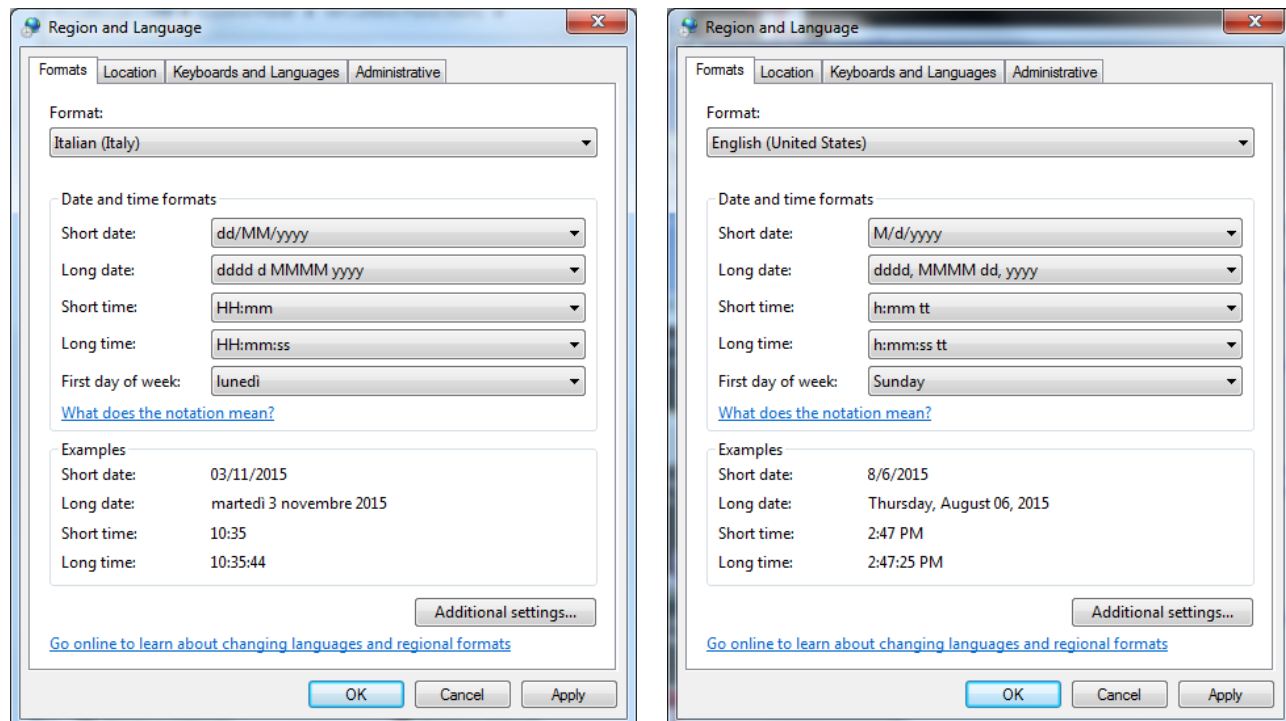
**Correcting valid number error messages.**--If you are completing this questionnaire in a country that uses periods (".") to delineate multiples of 1000 (i.e., one million would appear as \$1.000.000 instead of as \$1,000,000), you may be unable to enter in numbers greater than 999 in the numeric form fields. This issue stems from your computer's number formatting setting (i.e., not the MS Word document itself, but the computer from which you are opening up the document). In the United States commas (",") delineate multiples of 1000 and periods (".") delineate fractions less than one. Many EU and other countries use the reverse where multiples of 1000 are delineated with periods (".") and fractions less than one are delineated with commas (","). The U.S. International Trade Commission's questionnaires are set-up in the United States with the U.S. number formatting. When this formatting interacts with a computer set to EU or other country number formatting, we believe this may cause this issue.

The solution to this data entry issue is to temporarily change your operating system's number formatting to be consistent with the U.S. number formatting system while you complete the questionnaire.

To temporarily change your computer's number settings to U.S. settings, please do the following (for Microsoft Windows Operating system):

- START
- Control Panel
- Region and Language (under Clock, Language, and Region category)
- Format tab
- Change the Format from your existing one (e.g., "Italian (Italy)") to "English (United States)" (see screen shots below)

When you do this the number "twelve million dollars and thirty five cents" would change from \$12.000.000,35 (Italy format) to \$12,000,000.35 (U.S. format), and then there will be no conflict with the USITC importer questionnaire form. When you finish reporting the data then you can close the questionnaire and switch back to Italy (or your country) settings.



## HOW TO FILE YOUR QUESTIONNAIRE RESPONSE

This questionnaire is available as a “fillable” form in MS Word format on the Commission’s website at:

[https://usitc.gov/reports/active\\_import\\_injury\\_questionnaires](https://usitc.gov/reports/active_import_injury_questionnaires).

***Please do not attempt to modify the format or permissions of the questionnaire document.*** Please submit the completed questionnaire using one of the methods noted below. If your firm is unable to complete the MS Word questionnaire or cannot use one of the electronic methods of submission, please contact the Commission for further instructions.

- **Upload via Secure Drop Box.**—Upload the MS Word questionnaire along with a scanned copy of the signed certification page (page 1) through the Commission’s secure upload facility:

**Web address:** <https://dropbox.usitc.gov/oinv/>

**Pin:** **TIRES**

- **E-mail.**—E-mail the MS Word questionnaire to [peter.stebbins@usitc.gov](mailto:peter.stebbins@usitc.gov); include a scanned copy of the signed certification page (page 1). *Submitters are strongly encouraged to encrypt nonpublic documents that are electronically transmitted to the Commission to protect your sensitive information from unauthorized disclosure. The USITC secure drop-box system and the Electronic Document Information System (EDIS) use Federal Information Processing Standards (FIPS) 140-2 cryptographic algorithms to encrypt data in transit. Submitting your nonpublic documents by a means that does not use these encryption algorithms (such as by email) may subject your firm’s nonpublic information to unauthorized disclosure during transmission. If you choose a non-encrypted method of electronic transmission, the Commission warns you that the risk of such possible unauthorized disclosure is assumed by you and not by the Commission.*

**If your firm did not import this product,** please fill out page 1, print, sign, and submit a scanned copy to the Commission.

***Parties to this proceeding.***—If your firm is a party to this proceeding, it is required to serve a copy of the completed questionnaire on parties to the proceeding that are subject to administrative protective order (see 19 CFR § 207.7). A list of such parties may be obtained from the Commission’s Secretary (202-205-1802). A certificate of service must accompany the completed questionnaire you submit (see 19 CFR § 207.7).