

Survey Completion
0% 100%

OMB Control #: 0925-0648

Expiration: 06/30/2024

Burden Disclosure Statement: Public reporting burden for this collection of information is estimated to average 5 minutes per response, including the time for reviewing instructions, searching existing data sources, gathering and maintaining the data needed, and completing and reviewing the collection of information. An agency may not conduct or sponsor, and a person is not required to respond to, a collection of information unless it displays a current valid OMB control number. Send comments regarding this burden estimate or any other aspect of this collection of information, including suggestions for reducing this burden, to NIH, Project Clearance Branch, 6705 Rockledge Drive, MSC 7974, Bethesda, MD 20892-7974, ATTN: PRA (0925-0648). Do not return the completed form to this address.

The National Institute of Mental Health invites you to participate in a survey about our research highlights. The goal of the survey is to get a better understanding of who is reading our highlights and how to make them more useful and engaging. [See recent NIMH research highlights.](#)

Your response to this survey is voluntary, and you may exit the survey at any time.

Would you like to participate in this short 15-question survey?

☐ Yes

☐ No

1. Which best describes the industry you work in? Select all that apply.

☐ Academia/research

☐ Government

☐ Health care

☐ Nonprofit

☐ Mental health organization

☐ School setting

☐ Other

2. What is your role? Select all that apply.

☐ Clinician/health care provider/mental health professional

☐ Health educator

☐ Researcher

☐ Student

☐ Teacher/instructor

☐ Other

3. What is the highest degree or level of education you have completed?

☐ Doctorate or professional degree (e.g., PhD, EdD, MD, JD, DDS)

☐ Master's degree (e.g., MA, MS, MSW, MBA)

☐ Bachelor's degree

☐ Associate degree

☐ High school diploma, GED, or equivalent

☐ Less than a high school degree

4. Do you know that NIMH has research highlights?

☐ Yes

☐ No

5. Do you read NIMH research highlights?

☐ Yes

☐ No

6. How do you find out about new NIMH research highlights?
Select all that apply.

☐ NIMH newsletters or emails

☐ NIMH homepage

☐ NIMH social media (Facebook, Instagram, LinkedIn, X)

☐ Stories from news outlets

☐ Internet search

☐ Other:

7. What types of research do you want to read about? Select all that apply.

☐ Basic science (e.g., genetics, cell structure, brain anatomy)

☐ Research about specific mental illnesses

☐ Translational research (i.e., research that bridges the gap between basic science and treatment)

☐ Treatments and interventions in real-world settings

8. What populations do you want to read about? Select all that apply.

☐ Women and mothers

☐ Men and fathers

☐ Children and adolescents

☐ Older adults

☐ Sexual and gender minority groups (LGBTQI+ community)

☐ Racial and ethnic minority groups

☐ Global populations

9. What topics are you most interested in reading about? Select all that apply.

☐ Anxiety disorders

☐ Attention-deficit/hyperactivity disorder (ADHD)

☐ Autism spectrum disorder (ASD)

☐ Bipolar disorder

☐ COVID-19

☐ Depression

☐ Eating disorders

☐ HIV/AIDS

☐ Post-traumatic stress disorder (PTSD)

☐ Psychosis


☐ Schizophrenia

☐ Stress

☐ Substance use

☐ Suicide

☐ Traumatic events

Survey Completion
0%  100%

10. What other topics would you like to read about in NIMH research highlights? Describe below.

11. What do you think of the length and amount of detail in NIMH research highlights?

☐ Too long with too many details

☐ Just right in terms of length and detail

☐ Too short with not enough details

12. Are NIMH research highlights easy to understand?

☐ Yes, I understand most research highlights.

☐ Sometimes, I understand some research highlights but not others.

☐ No, I don't understand most research highlights.

13. How interesting are NIMH research highlights?

☐ Very interesting

☐ Somewhat interesting

☐ Not interesting at all

14. Which changes would make you more likely to read NIMH research highlights? Select all that apply.

☐ Start stories with bullets that summarize the main points.

☐ Make stories shorter by including less detail.


☐ Use section headings to identify key information.

☐ Write about more interesting or relatable topics.


☐ Include more visual elements (photos, graphics, charts).

☐ Use simpler, less technical language.

☐ Other:

Survey Completion
0%  100%

15. Are there other ways we could improve NIMH research highlights? Describe below.

A large, empty rectangular box with a light gray background and a thin gray border, intended for the user to describe ways to improve NIMH research highlights. A small cursor icon is visible in the bottom right corner.

Thank you for completing the survey! The National Institute of Mental Health greatly appreciates your participation.