

**School Pulse Panel
(SPP 2024-25)**

OMB# 1850-0969 v.[4618](#)

Supporting Statement

Appendix B1

2024-25 SPP Item Bank

National Center for Education Statistics (NCES)

U.S. Department of Education

**February 2024
revised May 2024
revised August 2024**

**[revised November 2024](#)
[revised February 2025](#)**

Overview

The School Pulse Panel is uniquely structured to be responsive to the needs of stakeholders and policymakers. The 2024-25 monthly surveys will encompass broad content domains, each with a series of measurement items addressing a specific research question. This B1 item bank includes items that will be fielded in the 2024-25 SPP. This item bank supplements the B2 item bank, which includes previously approved and administered items from the 2021-22 SPP and 2023-24 SPP collections. Content in B1 is organized by month fielded.

Contents

Overview	2
2024-25 School Pulse Panel Modules by Month	6
Repeating Items—these items are regularly included in monthly questionnaires and are presented here once rather than shown in situ in monthly instruments. The instruments as administered are shown in Appendix C.	8
School Demographics.....	8
Suggestions for Future Items	10
Daily Attendance.....	10
School Pulse Panel	August 2024 Survey
Staffing (Summer Hiring Cycle)	63
Community Collaboration.....	68
Principal Goals.....	70
Family Engagement Strategies.....	71
School Pulse Panel	September 2024 Survey
Summer Programs	72
After School Programs.....	87
Civics Education	97
School Pulse Panel	October 2024 Survey
Staffing (Current Vacancies, Challenges, and Understaffed).....	100

Tutoring.....	105
School Pulse Panel..... November 2024 Survey	120
Food & Nutrition.....	120
Physical Education Programming.....	122
Arts Education Programming.....	124
National Park Service Education Programming.....	126
School Pulse Panel..... December 2024 Survey	128
School Facilities.....	128
Technology (Digital Literacy & AI).....	130
School Pulse Panel..... January 2025 Survey	136
College and Career Readiness.....	136
Sources of Information.....	139
Family Engagement.....	141
School Pulse Panel..... February 2025 Survey	143
Concerns.....	143
State Assessment Perceptions.....	145
Climate Impacts on Educational Operations.....	147
Overview.....	2
2024-25 School Pulse Panel Modules by Month.....	5
<i>Repeating Items – these items are regularly included in monthly questionnaires and are presented here once rather than shown in situ in monthly instruments. The instruments as administered are shown in Appendix C.</i>	
School Demographics.....	6
Suggestions for Future Items.....	7
Daily Attendance.....	7
School Pulse Panel..... August 2024 Survey	10
Staffing (Summer Hiring Cycle).....	10
Community Collaboration.....	16
Principal Goals.....	18
Family Engagement Strategies.....	19

School Pulse Panel	September 2024 Survey	
.....		22
Summer Programs		22
After-School Programs		37
Civics Education		47
School Pulse Panel	October 2024 Survey	
.....		50
Staffing (Current Vacancies, Challenges, and Understaffed)		50
Tutoring		55
School Pulse Panel	November 2024 Survey	
.....		70
Food & Nutrition		70
Physical Education Programming		72
Arts Education Programming		74
National Park Service Education Programming		76
School Pulse Panel	December 2024 Survey	
.....		79
School Facilities		79
Technology (Digital Literacy & AI)		81
School Pulse Panel	January 2025 Survey	
.....		90
College and Career Readiness		91
Sources of Information		94
Family Engagement		97
School Pulse Panel	February 2025 Survey	
.....		100
Concerns		100
State Assessment Perceptions		103
Climate Impacts on Educational Operations		105

2024-25 School Pulse Panel Modules by Month

Monthly Collection		Modules			
2024	August	Staffing (Summer Hiring Cycle & Challenges [pipeline])	Community Collaboration	Principal Goals for the Year	Family Engagement Strategies (open ended)
	September	Summer Programs	After-School Programs	Civics Education	
	October	Staffing (Current Vacancies & Challenges [understaffing])	Tutoring		
	November	Food & Nutrition	Physical Education Programming	Arts Education Programming	National Park Service Education Programming
	December	School Facilities	Technology (Digital Literacy + Artificial Intelligence)		
2025	January	College & Career Readiness	Sources of Information	Family Engagement	
	February ¹	<i>Concerns</i>	<i>State Assessment Perceptions</i>	<i>Climate Impacts on Educational Operations</i>	
	March	Mental Health	School and District Vaccine Requirements	Drug Overdose Prevention	
	April	Student Housing Instability	Transportation	School Preparedness and Safety Procedures	
	May	Student Behavior	Social and Emotional Learning Programs	School Crime and Safety	
	June	Absenteeism	Learning Recovery (Strategies)	Operations Follow-Up	

Italicized modules are planned but subject to change; changes will appear in subsequent 30-day packages.
School Demographics (see section below) and the Suggestions for Future Content item are also asked each month. An item about daily attendance will be asked every month starting in October 2024.
¹ [The February collection was not conducted.](#)

Repeating Items – *these items are regularly included in monthly questionnaires and are presented here once rather than shown in monthly instruments. The instruments as administered are shown in Appendix C.*

School Demographics

TEACHER0. Please enter an approximate total teacher count for your school as of today.

*Please enter the **number** of teachers, including full-time and part-time teachers.*

_____ total number of teachers

STAFF0. Please enter an approximate total non-teacher staff count for your school as of today.

*Please enter the **number** of non-teaching staff, including full-time and part-time non-teachers.*

_____ total number of non-teaching staff

ENROLLMENT0. As of today, please enter your total student enrollment count.

*Please enter the **number** of students.*

_____ total number of students

Grades. In which of the following grades or grade equivalent does your school have students enrolled?

Select all that apply.

- ☐ Kindergarten
- ☐ 1st grade
- ☐ 2nd grade
- ☐ 3rd grade
- ☐ 4th grade
- ☐ 5th grade
- ☐ 6th grade
- ☐ 7th grade
- ☐ 8th grade
- ☐ 9th grade/Freshman
- ☐ 10th grade/Sophomore
- ☐ 11th grade/Junior
- ☐ 12th grade/Senior
- ☐ Ungraded
- ☐ Adult education {display starting in December 2024}

Grades_adult. Does your school ONLY educate adult students over the age of 19? {Display starting in December 2024 if Grades = Adult education}

- ☐ Yes
- ☐ No

Inper. Is your school offering in-person learning for students during the 2024-25 school year?

- ☐ Yes
- ☐ No

Inper_no. Which of the following best describes how students are taught at your school? {Display if Inper=No}

- ☐ Fully virtual/online
- ☐ Other, please specify: _____

Suggestions for Future Items

FutCont. We want to ensure we are continuing to collect information on topics that are relevant to the day-to-day functioning of U.S. public schools during the 2024-25 school year and beyond. In the space below, please share any topics you believe are important for us to know as we continue this monthly survey collection.

This item is optional.

--

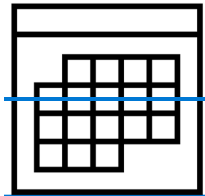
Attendance

Att1. Today (or the most recent day you have data), what is your attendance rate?

*An attendance rate is the percentage of your students who are **present** for school.*

_____ %

Please [Click in the box below to](#) select the date in the calendar that you used for the attendance rate.



Next, we are interested in chronic absenteeism at your school during the 2024-25 school year. You may either report the percentage or number of students who were chronically absent this school year. Please only respond to one of the next two items you see.

ABS1_p. During the 2024-25 school year, approximately what percentage of students at your school have been **chronically absent**? Include excused and unexcused absences. {plan to display either version 1 or version 2, based on cognitive testing feedback}

Chronic absenteeism is defined as students who are absent for at least 10 percent of the school year

☐ _____ percent of students chronically absent

OR

ABS1_c. During the 2024-25 school year, approximately how many students at your school have been chronically absent for the 2024-25 school year? {plan to display either version 1 or version 2, based on cognitive testing feedback}

Chronic absenteeism is defined as students who are absent for at least 10 percent of the school year

☐ _____ number of students chronically absent

ABS2b_3_2b. Compared to the LAST school year (2023-24), how has chronic absenteeism changed at your school during the 2024-25 school year? ~~Include excused and unexcused absences.~~ {plan to display either version 1 or version 2, based on cognitive testing feedback}

- ☐ Chronic student absenteeism has decreased a lot
- ☐ Chronic student absenteeism has decreased a little
- ☐ Chronic student absenteeism has remained about the same
- ☐ Chronic student absenteeism has increased a little
- ☐ Chronic student absenteeism has increased a lot
- ☐ Don't Know

Next, we are interested in chronic absenteeism at your school during the 2024-25 school year. You may either report the percentage or number of students who were chronically absent this school year. Please only respond to one of the next two items you see.

ABS1_p_v2. During the 2024-25 school year, approximately what percentage of students at your school are on track to be chronically absent? ~~Include excused and unexcused absences.~~ {plan to display either version 1 or version 2, based on cognitive testing feedback}

Chronic absenteeism is defined as students who are absent for at least 10 percent of the school year

☐ _____ percent of students chronically absent

ABS1_c_v2. During the 2024-25 school year, approximately how many students at your school are on track to be chronically absent for the 2024-25 school year? {plan to display either version 1 or version 2, starting in February 2025, based on cognitive testing feedback}

☐ *Chronic absenteeism is defined as students who are absent for at least 10 percent of the school year*

☐ _____ number of students chronically absent

ABS2b_v2_3_2b. Thinking about students on track to be chronically absent, compared to the LAST school year (2023-24), how has chronic absenteeism changed at your school during the 2024-25 school year? ~~Include excused and unexcused absences.~~ {plan to display either version 1 or version 2, starting in February 2025, based on cognitive testing feedback}

|

School Pulse Panel

August 2024 Survey

Staffing (Summer Hiring Cycle)

HP1. How easy or difficult was it for you to fill each of the following **teaching** positions with a fully certified teacher for the 2024-25 school year?

	Our school does not offer this position	We did not have vacancies in this area	Very easy	Somewhat easy	Somewhat difficult	Very difficult
General Elementary						
Special Education						
English or language arts						
Social Studies						
Computer science						
Mathematics						
Biology or life sciences						
Physical sciences (e.g., chemistry, physics)						
English as a Second Language (ESL) or bilingual education						
Foreign languages						
Music or arts						
Career or technical education						
Physical education or health						
Other teaching positions not listed						

HP1_open. Please identify the other the other teaching positions. {Display if HP1 = Other...}

HP1a. How many teaching vacancies did you **need to fill** in these areas?

{Rows display based on selection of any responses from “very easy” through “very difficult” in <i>HP1</i> }	Number of vacancies
General Elementary	
Special Education	
English or language arts	
Social Studies	
Computer science	
Mathematics	
Biology or life sciences	
Physical sciences (e.g., chemistry, physics)	
English as a Second Language (ESL) or bilingual education	
Foreign languages	
Music or arts	
Career or technical education	
Physical education or health	
Other teaching positions not listed	

HP1b. How many teaching staff vacancies **did you fill** with a fully certified teacher?

“Filled” includes both newly hired personnel and vacancies filled with personnel that were already working at your school.

{Rows display based on selection of any responses from “very easy” through “very difficult” in <i>HP1</i> }	Number of vacancies filled
General Elementary	
Special Education	
English or language arts	
Social Studies	
Computer science	
Mathematics	
Biology or life sciences	
Physical sciences (e.g., chemistry, physics)	
English as a Second Language (ESL) or bilingual education	
Foreign languages	
Music or arts	
Career or technical education	
Physical education or health	
Other teaching positions not listed	

HP2. What, if any, challenges did you experience filling vacant **teaching** positions for the 2024-25 school year? *Select all that apply.*

- ☐ Too few candidates applying for open teaching positions
- ☐ A lack of qualified candidates applying for open teaching positions
- ☐ Candidates felt the salary and benefits for teaching positions were not enough
- ☐ Applicants turned down teaching positions once offered for reasons other than salary and benefits
- ☐ Other, please specify: _____
- ☐ We did not experience any challenges filling teacher vacancies
- ☐ We did not have any teacher vacancies to fill

HP10. How easy or difficult was it for you to fill each of the following **non-teaching staff** positions for the 2024-25 school year?

	Our school does not offer this position	We did not have vacancies in this area	Very easy	Somewhat easy	Somewhat difficult	Very difficult	Don't know
Administrative staff							
Custodial staff							
Nutrition staff (e.g., food preparation, cafeteria worker)							

HP10a. How many non-teaching staff vacancies did you **need to fill** in these areas?

{Rows display based on selection of any responses from "very easy" through "very difficult" in HP10}	Number of vacancies
Administrative staff	
Custodial staff	
Nutrition staff (e.g., food preparation, cafeteria worker)	

HP10b. How many non-teaching staff vacancies **did you fill**?

"Filled" includes both newly hired personnel and vacancies filled with personnel that were already working at your school.

{Rows display based on selection of any responses from "very easy" through "very difficult" in HP10}	Number of vacancies filled
Administrative staff	
Custodial staff	
Nutrition staff (e.g., food preparation, cafeteria worker)	

HP3. How easy or difficult was it for you to fill each of the following **non-teaching staff** positions with a fully certified staff member for the 2024-25 school year?

	Our school does not offer this position	We did not have vacancies in this area	Very easy	Somewhat easy	Somewhat difficult	Very difficult	Don't know
Mental health professional (e.g., psychologist, social worker)							
Medical professional (e.g., nurse, nurse's aide)							
Technology specialist							
Transportation staff							
Academic counselor							
Academic interventionist							
Tutor							
Instructional coach							
Classroom aide							
Other non- teaching staff positions not listed							

HP3_open. Please identify the other the other non-teaching staff positions. {Display if HP3 = "other..."}

HP3a. How many non-teaching staff vacancies did you **need to fill** in these areas?

{Rows display based on selection of any responses from “very easy” through “very difficult” in HP3}	Number of vacancies
Mental health professional (e.g., psychologist, social worker)	
Medical professional (e.g., nurse, nurse’s aide)	
Technology specialist	
Transportation staff	
Academic counselor	
Academic interventionist	
Tutor	
Instructional coach	
Classroom aide	
Other non-teaching staff positions not listed	

HP3b. How many non-teaching staff vacancies **did you fill** with a fully certified candidate?

“Filled” includes both newly hired personnel and vacancies filled with personnel that were already working at your school.

{Rows display based on selection of any responses from “very easy” through “very difficult” in HP3}	Number of vacancies filled
Mental health professional (e.g., psychologist, social worker)	
Medical professional (e.g., nurse, nurse’s aide)	
Technology specialist	
Transportation staff	
Academic counselor	
Academic interventionist	
Tutor	
Instructional coach	
Classroom aide	
Other non-teaching staff positions not listed	

HP4. What, if any, challenges did you experience filling vacant **non-teaching staff** positions for the 2024-25 school year? *Select all that apply.*

- ☐ Too few candidates applying for open staff positions
- ☐ A lack of qualified candidates applying for open staff positions
- ☐ Candidates felt the salary and benefits for staff positions were not enough
- ☐ Applicants turned down staff positions once offered for reasons other than salary and benefits
- ☐ Other, please specify: _____
- ☐ We did not experience any challenges filling staff vacancies
- ☐ We did not have any staff vacancies to fill

GYO1. Do any students in your school participate in a “grow-your-own” (GYO) program to encourage students to pursue the teaching profession? {Display only if Grades=9th, 10th, 11th, or 12th}

GYO programs are designed to recruit and support individuals from the local community to enter the teaching profession. This may include providing high school students with courses or extra-curricular programs focused on teaching, teaching experience, and/or scholarship opportunities for those who go on to pursue a bachelor's degree in education and/or teacher certification.

- ☐ Yes
- ☐ No

GYO2. Approximately how many students participate in a GYO program? {Display if GYO1 = Yes}

_____ students

HP9. We’d like to learn more about schools’ experiences **filling teacher and staff vacancies** prior to the 2024-25 school year. In the space below, please share any other information you’d like us to know on this topic.

This item is optional.

Community Collaboration

CSP1. Does your school use a “community school” or “wraparound services” model?

A community school or wraparound services model is when a school partners with other government agencies and/or local nonprofits to support and engage with the local community (e.g., providing mental and physical health care, nutrition, housing assistance, etc.)

- ☐ Yes
- ☐ No

CSP2a. For the 2024-25 school year, which of the following services, if any, are available to the community through your school’s existing partnerships? *Select all that apply.*

- ☐ Physical health care
- ☐ Mental health care
- ☐ Dental care
- ☐ Vision care
- ☐ Housing assistance
- ☐ Nutrition/food assistance
- ☐ Employment assistance
- ☐ Childcare

- Social work
- Adult education classes
- Parenting and family support
- Mentoring and tutoring programs
- Immigrant, migrant, and refugee support
- Volunteering opportunities
- Community resource fairs
- Other, please specify: _____
- None of the above

CSP2d. Does your school employ a dedicated coordinator to manage the available services you indicated in the prior item? *{Display if CSP2a ≠ None of the above}*

- Yes
- No

CSP2e. For the 2024-25 school year, which of the following sources of funding, if any, will be used to support the services available to the community at your school? *Select all that apply.* *{Display if CSP2a ≠ None of the above}*

- Federal grants or other federal programs
- State grants or other state programs
- District or school financial funding
- Other funding
- No funding is used
- Don't know

CSP6. For the 2024-25 school year, does your school have, or conduct, any of the following collaborative decision-making and continuous improvement practices, either directly or through a partnership? *Select all that apply.*

- An advisory board or local-decision-making committee that includes parents, teachers, students, and/or community members
- Assessment of student academic and non-academic needs and assets and family needs and assets
- Data system that monitors which students receive which services (e.g., after-school programs, counseling services, health care)
- Data system that monitors student progress (e.g., academic progress, classroom engagement, social and emotional skills)
- None of the above

CSP4. For the 2024-25 school year, does your school use any of the following strategies to improve coordination of service delivery? *Select all that apply.*

- Employment of a community school coordinator, director, or manager
- Partnerships with community organizations to provide services
- Case management to connect students and families with services
- Service directory or other centralized list of family services
- None of the above

CSP5. How important was each of the following factors in determining your school's priorities for the 2024-25 school year?

	Not important	Slightly important	Important	Very important	N/A
Results from school's comprehensive needs assessment					
Input from parents					
Input from students					
Input from school administrators					
Input from school staff					
Input from community-based organizations, local government, or businesses					
Input from tribes or tribal organizations					

CSP3. We'd like to learn more about schools' experiences **collaborating with their local community**. In the space below, please share any other information you'd like us to know on this topic.

This item is optional.

Principal Goals

The following item is being fielded as part of an internal research and development effort related to better understanding how "experimental" SPP estimates differ from official statistics and to track trends from the National Teacher and Principal Survey (NTPS). This question will be fielded on the August 2024 survey but not advertised in August 2024 release materials.

PVPfilter. Are you the principal, assistant/vice principal, or some other similar position, at your school?

- ☐ Yes, principal or similar position
- ☐ Yes, assistant/vice principal or similar position
- ☐ No, please specify: _____

PrinGoal_NTPS. We are interested in the importance you place on various educational goals. From the following ten goals, which do you consider the most important, the second most important, and the third most important? {Display if PVPfilter=No}

1. Building basic literacy skills (reading, math, writing, speaking)
2. Encouraging academic excellence
3. Preparing students for postsecondary education
4. Promoting occupational or vocational skills

5. Promoting good work habits and self-discipline
6. Promoting personal growth (self-esteem, self-knowledge, etc.)
7. Promoting human relations skills
8. Promoting specific moral values
9. Promoting multicultural awareness or understanding
10. Fostering religious or spiritual development

____ Most important

____ Second most important

____ Third most important

Family Engagement Strategies

PareEng5_open. We are interested in the ways that schools are working to increase engagement with the families at their school. What strategies will your school use this school year to increase family engagement?

--

|

School Pulse Panel

September 2024 Survey

Summer Programs

SP_gate. Which of the following summer programs did your school offer during summer 2024? *Select all that apply.*

- **Summer school program:** classes offered during the summer that students take for remedial or credit recovery purposes; students are often required to attend summer school because of their performance during the school year {Display SP_ss items if selected}
- **Summer learning and enrichment programs:** classes or programs offered during the summer that students may participate in that provide additional learning opportunities, or course credit, in a variety of subject areas; students' participation in these programs is voluntary {Display SP_le items if selected}
- **Summer recreation programs:** programs offered during the summer that students may participate in that may include recreation, sports, games and activities, youth development, etc.; these programs typically do not have an academic focus and students' participation is voluntary {Display SP_r items if selected}
- **Summer bridge programs:** programs offered during the summer that support transitions to new grade or school levels (e.g., the transition from elementary to middle school or from middle school to high school) {Display SP_bp items if selected}
- **Service-learning programs:** program where students learn in a classroom-type setting and apply what they've learned by providing meaningful service to their community {Display SP_sl items if selected}
- **Work-based learning program:** program that provides students with a continuum of career-related experiences that support their career goals and prepares them for education and employment beyond school {Display SP_wb items if selected}
- **Summer internship program:** program where students are connected to businesses or non-profit organizations and gain real-world work experiences {Display SP_int items if selected}
- **Other** summer programs, please specify: _____
- We did **not offer** any summer programs during summer 2024

SP_acad. To the best of your knowledge, what percentage of your student body participated in **academically focused** summer program(s) offered by your school during summer 2024? {Display if SP_gate = summer school OR L&E programs OR bridge programs OR other programs}

Academically focused summer programs include summer school, learning and enrichment programs, bridge programs, or other summer programs. If a student participated in more than one of these programs, count them once.

- _____ %
- Don't know

The following questions ask about your school's SUMMER SCHOOL offered during summer 2024.

If your school offered multiple programs during summer 2024, we will ask about those programs separately later in the survey.

SP_ss1. To the best of your knowledge, what percentage of your student body participated in **summer school** during summer 2024?

- _____ %
☐ Don't know

SP_ss2. During a typical week, approximately how many days per week did your school offer **summer school** during summer 2024?

- | | |
|---------------------------------------|---|
| <input type="radio"/> 1 day per week | <input type="radio"/> 5 days per week |
| <input type="radio"/> 2 days per week | <input type="radio"/> More than 5 days per week |
| <input type="radio"/> 3 days per week | <input type="radio"/> Don't know |
| <input type="radio"/> 4 days per week | |

SP_ss3. During a typical day, how many hours per day did **summer school** run?

- _____ hours
☐ Don't know

SP_ss4. Approximately how many weeks did your school offer **summer school** during summer 2024?

- _____ weeks
☐ Don't know

SP_ss5a. Which of the following best describes your school's ability to provide **summer school** to those who needed it?

- ☐ We were able to provide summer school to ALL students who needed it
- ☐ We were able to provide summer school to MOST students who needed it
- ☐ We were able to provide summer school to SOME students who needed it
- ☐ We were able to provide summer school to ONLY A FEW students who needed it
- ☐ Don't know

SP_ss5b. Which of the following factors, if any, limited your school's ability to provide **summer school** to all students who needed it? *Select all that apply.*

- ☐ Could not find staff to support summer school
- ☐ Lack of funding to hire staff to support summer school
- ☐ Space limitations (i.e., did not have the physical space to support summer school for all students who needed it)
- ☐ Transportation limitations (i.e., did not have a way for all students to get to and from summer school)
- ☐ Lack of educational materials to support summer school
- ☐ Other, please specify: _____
- ☐ We did not experience any barriers to implementing summer school
- ☐ Don't know

SP_ss6. Did you partner, or have a contract, with any of the following types of organizations or groups to run your school's **summer school** program? *Select all that apply.*

- ☐ Other local K-12 schools
- ☐ Local colleges or universities
- ☐ Local libraries
- ☐ Academically focused groups (e.g., local museums, tutoring programs)
- ☐ Community businesses
- ☐ Community non-profit organizations
- ☐ Community health organizations
- ☐ City departments or agencies (e.g., parks department, mayor's office, youth agencies)
- ☐ Other, please specify: _____
- ☐ We did not partner or contract with any other organizations
- ☐ Don't know

SP_ss7. Which of the following personnel worked in your school's **summer school** program during summer 2024? *Select all that apply.*

- ☐ Teachers who are full-time during the school year from your school
- ☐ Teachers who are part-time during the school year from your school
- ☐ Administrative staff from your school
- ☐ Tutors from your school
- ☐ Intervention specialists from your school
- ☐ Dedicated staff whose only job at your school is to work in your school's summer school program
- ☐ Staff from an outside organization you partner or contract with {Display if SP_ss6 ≠ "We did not partner..." or "Don't know"}
- ☐ Volunteers (e.g., parents, other community members)
- ☐ Other, please specify: _____
- ☐ Don't know

SP_ss8_ii. What sources of funding were used to support your school's **summer school** program during summer 2024? *Select all that apply.*

- ☐ Federal grants or other federal programs
- ☐ State grants or other state programs
- ☐ District or school financial funding
- ☐ Partnerships or sponsorships with organizations
- ☐ Other, please specify: _____
- ☐ None of the above

SP_ss10. Did families have to pay a fee for their child(ren) to participate in your school's **summer school** program?

Please only consider money paid directly for participation; do NOT include associated costs with participating in this program, such as program add-ons, transportation costs, or purchasing materials necessary for participation.

- ☐ Yes
- ☐ No
- ☐ Don't know

The following questions ask about your school's SUMMER LEARNING AND ENRICHMENT PROGRAM(S) offered during summer 2024.

If your school offered multiple programs during summer 2024, we will ask about those programs separately later in the survey.

SP_le1. To the best of your knowledge, what percentage of your student body participated in your school's **summer learning and enrichment program(s)** during summer 2024?

_____ %
☐ Don't know

SP_le2. During a typical week, approximately how many days per week did your school offer **summer learning and enrichment program(s)** during summer 2024?

- | | |
|---------------------------------------|---|
| <input type="radio"/> 1 day per week | <input type="radio"/> 5 days per week |
| <input type="radio"/> 2 days per week | <input type="radio"/> More than 5 days per week |
| <input type="radio"/> 3 days per week | <input type="radio"/> Don't know |
| <input type="radio"/> 4 days per week | |

SP_le3. During a typical day, how many hours per day did your school's **summer learning and enrichment program(s)** run?

_____ hours
☐ Don't know

SP_le4. Approximately how many weeks did your school offer **summer learning and enrichment program(s)** during summer 2024?

_____ weeks
☐ Don't know

SP_le5a. Which of the following best describes your school's ability to provide **summer learning and enrichment program(s)** to those who wanted to participate?

- ☐ We were able to provide our summer learning and enrichment program(s) to ALL students who wanted to participate
- ☐ We were able to provide our summer learning and enrichment program(s) to MOST students who wanted to participate
- ☐ We were able to provide our summer learning and enrichment program(s) to SOME students who wanted to participate
- ☐ We were able to provide our summer learning and enrichment program(s) to ONLY A FEW students who wanted to participate
- ☐ Don't know

SP_le5b. Which of the following factors, if any, limited your school's ability to provide **summer learning and enrichment program(s)** to all students who wanted to participate? *Select all that apply.*

- ☐ Could not find staff to support summer learning and enrichment programs
- ☐ Lack of funding to hire staff to support summer learning and enrichment programs
- ☐ Space limitations (i.e., did not have the physical space to support summer learning and enrichment programs for all students who wanted to participate)

- Transportation limitations (i.e., did not have a way for all students to get to and from summer learning and enrichment programs)
- Lack of educational materials to support summer learning and enrichment programs
- Other, please specify: _____
- We did not experience any barriers to implementing summer learning and enrichment programs
- Don't know

SP_1e6. Did you partner, or have a contract, with any of the following types of organizations or groups to run your school's **summer learning and enrichment program(s)**? *Select all that apply.*

- Other local K-12 schools
- Local colleges or universities
- Local libraries
- Academically focused groups (e.g., local museums, tutoring programs)
- Community businesses
- Community non-profit organizations
- Community health organizations
- City departments or agencies (e.g., parks department, mayor's office, youth agencies)
- Other, please specify: _____
- We did not partner or contract with any other organizations
- Don't know

SP_1e7. Which of the following personnel worked in your school's **summer learning and enrichment program(s)** during summer 2024? *Select all that apply.*

- Teachers who are full-time during the school year from your school
- Teachers who are part-time during the school year from your school
- Administrative staff from your school
- Tutors from your school
- Intervention specialists from your school
- Dedicated staff whose only job at your school is to work in your school's summer learning and enrichment program(s)
- Staff from an outside organization you partner or contract with {Display if SP_1e6 ≠ "We did not partner..." or "Don't know"}
- Volunteers (e.g., parents, other community members)
- Other, please specify: _____
- Don't know

SP_1e8_ii. What sources of funding were used to support your school's **summer learning and enrichment program(s)** summer 2024? *Select all that apply.*

- Federal grants or other federal programs
- State grants or other state programs
- District or school financial funding
- Partnerships or sponsorships with organizations
- Other, please specify: _____
- None of the above

SP_le10. Did families have to pay a fee for their child(ren) to participate in your school's **summer learning and enrichment program(s)**?

Please only consider money paid directly for participation; do NOT include associated costs with participating in this program, such as program add-ons, transportation costs, or purchasing materials necessary for participation.

- ☐ Yes
- ☐ No
- ☐ Don't know

The following questions ask about your school's SUMMER RECREATION PROGRAM(S) offered during summer 2024.

If your school offered multiple programs during summer 2024, we will ask about those programs separately later in the survey.

SP_r1. To the best of your knowledge, what percentage of your student body participated in your school's **summer recreation program(s)** during summer 2024?

- _____ %
- ☐ Don't know

SP_r2. During a typical week, approximately how many days per week did your school offer **summer recreation program(s)** during summer 2024?

- ☐ 1 day per week
- ☐ 2 days per week
- ☐ 3 days per week
- ☐ 4 days per week
- ☐ 5 days per week
- ☐ More than 5 days per week
- ☐ Don't know

SP_r3. During a typical day, how many hours per day did your school's **summer recreation program(s)** run?

- _____ hours
- ☐ Don't know

SP_r4. Approximately how many weeks did your school offer **summer recreation program(s)** during summer 2024?

- _____ weeks
- ☐ Don't know

SP_r5a. Which of the following best describes your school's ability to provide **summer recreation program(s)** to those who wanted to participate?

- ☐ We were able to provide our summer recreation program(s) to ALL students who wanted to participate
- ☐ We were able to provide our summer recreation program(s) to MOST students who wanted to participate

- We were able to provide our summer recreation program(s) to SOME students who wanted to participate
- We were able to provide our summer recreation program(s) to ONLY A FEW students who wanted to participate
- Don't know

SP_r5b. Which of the following factors, if any, limited your school's ability to provide **summer recreation program(s)** to all students who wanted to participate? *Select all that apply.*

- Could not find staff to support summer recreation programs
- Lack of funding to hire staff to support summer recreation programs
- Space limitations (i.e., did not have the physical space to support summer recreation programs for all students who wanted to participate)
- Transportation limitations (i.e., did not have a way for all students to get to and from summer recreation programs)
- Lack of materials to support summer recreation programs
- Other, please specify: _____
- We did not experience any barriers to implementing summer recreation programs
- Don't know

SP_r6. Did you partner, or have a contract, with any of the following types of organizations or groups to run your school's **summer recreation program(s)**? *Select all that apply.*

- Other local K-12 schools
- Local colleges or universities
- Local libraries
- Academically focused groups (e.g., local museums, tutoring programs)
- Community businesses
- Community non-profit organizations
- Community health organizations
- City departments or agencies (e.g., parks department, mayor's office, youth agencies)
- Other, please specify: _____
- We did not partner or contract with any other organizations
- Don't know

SP_r7. Which of the following personnel worked in your school's **summer recreation program(s)** during summer 2024? *Select all that apply.*

- Teachers who are full-time during the school year from your school
- Teachers who are part-time during the school year from your school
- Administrative staff from your school
- Tutors from your school
- Intervention specialists from your school
- Dedicated staff whose only job at your school is to work in your school's summer recreation program(s)
- Staff from an outside organization you partner or contract with {Display if SP_r6 ≠ "We did not partner..." or "Don't know"}
- Volunteers (e.g., parents, other community members)
- Other, please specify: _____
- Don't know

SP_r8_ii. What sources of funding were used to support your school's **summer recreation program(s)** during summer 2024? *Select all that apply.*

- ☐ Federal grants or other federal programs
- ☐ State grants or other state programs
- ☐ District or school financial funding
- ☐ Partnerships or sponsorships with organizations
- ☐ Other, please specify: _____
- ☐ None of the above

SP_r10. Did families have to pay a fee for their child(ren) to participate in your school's **summer recreation program(s)**?

Please only consider money paid directly for participation; do NOT include associated costs with participating in this program, such as program add-ons, transportation costs, or purchasing materials necessary for participation.

- ☐ Yes
- ☐ No
- ☐ Don't know

The following questions ask about your school's SUMMER BRIDGE PROGRAM(S) offered during summer 2024.

If your school offered multiple programs during summer 2024, we will ask about those programs separately later in the survey.

SP_bp1. To the best of your knowledge, what percentage of your student body participated in your school's **summer bridge program(s)** during summer 2024?

- _____ %
- ☐ Don't know

SP_bp2. During a typical week, approximately how many days per week did your school offer **summer bridge program(s)** during summer 2024?

- ☐ 1 day per week
- ☐ 2 days per week
- ☐ 3 days per week
- ☐ 4 days per week
- ☐ 5 days per week
- ☐ More than 5 days per week
- ☐ Don't know

SP_bp3. During a typical day, how many hours per day did your school's **summer bridge program(s)** run?

- _____ hours
- ☐ Don't know

SP_bp4. Approximately how many weeks did your school offer **summer bridge program(s)** during summer 2024?

- _____ weeks
- ☐ Don't know

SP_bp5a. Which of the following best describes your school's ability to provide **summer bridge program(s)** to those who wanted to participate?

- ☐ We were able to provide our summer bridge program(s) to ALL students who wanted to participate
- ☐ We were able to provide our summer bridge program(s) to MOST students who wanted to participate
- ☐ We were able to provide our summer bridge program(s) to SOME students who wanted to participate
- ☐ We were able to provide our summer bridge program(s) to ONLY A FEW students who wanted to participate
- ☐ Don't know

SP_bp5b. Which of the following factors, if any, limited your school's ability to provide **summer bridge program(s)** to all students who wanted to participate? *Select all that apply.*

- ☐ Could not find staff to support summer bridge programs
- ☐ Lack of funding to hire staff to support summer bridge programs
- ☐ Space limitations (i.e., did not have the physical space to support summer bridge programs for all students who wanted to participate)
- ☐ Transportation limitations (i.e., did not have a way for all students to get to and from summer bridge programs)
- ☐ Lack of materials to support summer bridge programs
- ☐ Other, please specify: _____
- ☐ We did not experience any barriers to implementing summer bridge programs
- ☐ Don't know

SP_bp6. Did you partner, or have a contract, with any of the following types of organizations or groups to run your school's **summer bridge program(s)**? *Select all that apply.*

- ☐ Other local K-12 schools
- ☐ Local colleges or universities
- ☐ Local libraries
- ☐ Academically focused groups (e.g., local museums, tutoring programs)
- ☐ Community businesses
- ☐ Community non-profit organizations
- ☐ Community health organizations
- ☐ City departments or agencies (e.g., parks department, mayor's office, youth agencies)
- ☐ Other, please specify: _____
- ☐ We did not partner or contract with any other organizations
- ☐ Don't know

SP_bp7. Which of the following personnel worked in your school's **summer bridge program(s)** during summer 2024? *Select all that apply.*

- ☐ Teachers who are full-time during the school year from your school
- ☐ Teachers who are part-time during the school year from your school
- ☐ Administrative staff from your school
- ☐ Tutors from your school
- ☐ Intervention specialists from your school
- ☐ Dedicated staff whose only job at your school is to work in your school's summer bridge program

- Staff from an outside organization you partner or contract with {Display if SP_bp6 ≠ “We did not partner...” or “Don’t know”}
- Volunteers (e.g., parents, other community members)
- Other, please specify: _____
- Don’t know

SP_bp8_ii. What sources of funding were used to support your school’s **summer bridge program(s)** during summer 2024? *Select all that apply.*

- Federal grants or other federal programs
- State grants or other state programs
- District or school financial funding
- Partnerships or sponsorships with organizations
- Other, please specify: _____
- None of the above

SP_bp10. Did families have to pay a fee for their child(ren) to participate in your school’s **summer bridge program(s)**?

Please only consider money paid directly for participation; do NOT include associated costs with participating in this program, such as program add-ons, transportation costs, or purchasing materials necessary for participation.

- Yes
- No
- Don’t know

The following questions ask about your school's SERVICE-LEARNING PROGRAM(S) offered during summer 2024.

If your school offered multiple programs during summer 2024, we will ask about those programs separately later in the survey.

SP_sl1. To the best of your knowledge, what percentage of your student body participated in your school's **service-learning program(s)** during summer 2024?

_____%
☐ Don't know

SP_sl2a. Which of the following best describes your school's ability to provide **summer service-learning program(s)** to those who wanted to participate?

- ☐ We were able to provide our summer service-learning program(s) to ALL students who wanted to participate
- ☐ We were able to provide our summer service-learning program(s) to MOST students who wanted to participate
- ☐ We were able to provide our summer service-learning program(s) to SOME students who wanted to participate
- ☐ We were able to provide our summer service-learning program(s) to ONLY A FEW students who wanted to participate
- ☐ Don't know

SP_sl2b. Which of the following factors, if any, limited your school's ability to provide **summer service-learning program(s)** to all students who wanted to participate? *Select all that apply.*

- ☐ Could not find staff to support summer service-learning programs
- ☐ Lack of funding to hire staff to support summer service-learning programs
- ☐ Space limitations (i.e., did not have the physical space to support summer service-learning programs for all students who wanted to participate)
- ☐ Transportation limitations (i.e., did not have a way for all students to get to and from summer service-learning programs)
- ☐ Lack of materials to support summer service-learning programs
- ☐ Lack of external collaborators or partnerships to support summer service-learning programs
- ☐ Other, please specify: _____
- ☐ We did not experience any barriers to implementing summer service-learning programs
- ☐ Don't know

SP_sl3. Did you partner, or have a contract, with any of the following types of organizations or groups to run your school's **summer service-learning program(s)**? *Select all that apply.*

- ☐ Other local K-12 schools
- ☐ Local colleges or universities
- ☐ Local libraries
- ☐ Academically focused groups (e.g., local museums, tutoring programs)
- ☐ Community businesses
- ☐ Community non-profit organizations
- ☐ Community health organizations
- ☐ City departments or agencies (e.g., parks department, mayor's office, youth agencies)
- ☐ Other, please specify: _____

- We did not partner or contract with any other organizations
- Don't know

SP_sl4. Did families have to pay a fee for their child(ren) to participate in your school's **summer service-learning program(s)**?

Please only consider money paid directly for participation; do NOT include associated costs with participating in this program, such as program add-ons, transportation costs, or purchasing materials necessary for participation.

- Yes
- No
- Don't know

The following questions ask about your school's WORK-BASED LEARNING PROGRAM(S) offered during summer 2024.

If your school offered multiple programs during summer 2024, we will ask about those programs separately later in the survey.

SP_wb1. To the best of your knowledge, what percentage of your student body participated in your school's **work-based learning program(s)** during summer 2024?

- _____ %
- Don't know

SP_wb2a. Which of the following best describes your school's ability to provide **summer work-based learning program(s)** to those who wanted to participate?

- We were able to provide our summer work-based learning program(s) to ALL students who wanted to participate
- We were able to provide our summer work-based learning program(s) to MOST students who wanted to participate
- We were able to provide our summer work-based learning program(s) to SOME students who wanted to participate
- We were able to provide our summer work-based learning program(s) to ONLY A FEW students who wanted to participate
- Don't know

SP_wb2b. Which of the following factors, if any, limited your school's ability to provide **summer work-based learning program(s)** to all students who wanted to participate? *Select all that apply.*

- Could not find staff to support summer work-based learning programs
- Lack of funding to hire staff to support summer work-based learning programs
- Space limitations (i.e., did not have the physical space to support summer work-based learning programs for all students who wanted to participate)
- Transportation limitations (i.e., did not have a way for all students to get to and from summer work-based learning programs)
- Lack of materials to support summer work-based learning programs
- Lack of external collaborators or partnerships to support summer work-based learning programs
- Other, please specify: _____
- We did not experience any barriers to implementing summer work-based learning programs
- Don't know

SP_wb3. Did you partner, or have a contract, with any of the following types of organizations or groups to run your school's **summer work-based learning program(s)**? *Select all that apply.*

- ☐ Other local K-12 schools
- ☐ Local colleges or universities
- ☐ Local libraries
- ☐ Academically focused groups (e.g., local museums, tutoring programs)
- ☐ Community businesses
- ☐ Community non-profit organizations
- ☐ Community health organizations
- ☐ City departments or agencies (e.g., parks department, mayor's office, youth agencies)
- ☐ Other, please specify: _____
- ☐ We did not partner or contract with any other organizations
- ☐ Don't know

SP_wb4. Did families have to pay a fee for their child(ren) to participate in your school's **summer work-based learning program(s)**?

Please only consider money paid directly for participation; do NOT include associated costs with participating in this program, such as program add-ons, transportation costs, or purchasing materials necessary for participation.

- ☐ Yes
- ☐ No
- ☐ Don't know

The following questions ask about your school's SUMMER INTERNSHIP PROGRAM(S) offered during summer 2024.

SP_int1. To the best of your knowledge, what percentage of your student body participated in your school's **summer internship program(s)** during summer 2024?

- _____ %
- ☐ Don't know

SP_int2a. Which of the following best describes your school's ability to provide **summer internship program(s)** to those who wanted to participate?

- ☐ We were able to provide our summer internship program(s) to ALL students who wanted to participate
- ☐ We were able to provide our summer internship program(s) to MOST students who wanted to participate
- ☐ We were able to provide our summer internship program(s) to SOME students who wanted to participate
- ☐ We were able to provide our summer internship program(s) to ONLY A FEW students who wanted to participate
- ☐ Don't know

SP_int2b. Which of the following factors, if any, limited your school's ability to provide **summer internship program(s)** to all students who wanted to participate? *Select all that apply.*

- ☐ Could not find staff to support summer internship programs
- ☐ Lack of funding to hire staff to support summer internship programs
- ☐ Space limitations (i.e., did not have the physical space to support summer internship programs for all students who wanted to participate)
- ☐ Transportation limitations (i.e., did not have a way for all students to get to and from summer internship programs)
- ☐ Lack of materials to support summer internship programs
- ☐ Lack of external collaborators or partnerships to support summer internship programs
- ☐ Other, please specify: _____
- ☐ We did not experience any barriers to implementing summer internship programs
- ☐ Don't know

SP_int3. Did you partner, or have a contract, with any of the following types of organizations or groups to run your school's **summer internship program(s)**? *Select all that apply.*

- ☐ Other local K-12 schools
- ☐ Local colleges or universities
- ☐ Local libraries
- ☐ Academically focused groups (e.g., local museums, tutoring programs)
- ☐ Community businesses
- ☐ Community non-profit organizations
- ☐ Community health organizations
- ☐ City departments or agencies (e.g., parks department, mayor's office, youth agencies)
- ☐ Other, please specify: _____
- ☐ We did not partner or contract with any other organizations
- ☐ Don't know

SP_int4. Did families have to pay a fee for their child(ren) to participate in your school's **summer internship program(s)**?

Please only consider money paid directly for participation; do NOT include associated costs with participating in this program, such as program add-ons, transportation costs, or purchasing materials necessary for participation.

- ☐ Yes
- ☐ No
- ☐ Don't know

SP_no. Which of the following are reasons why your school did not operate ANY summer programming during summer 2024? *Select all that apply.* {Display if SP_gate = "We did not offer..."}L

- ☐ Students from our school attended summer programs at other schools within our district
- ☐ Implementing summer programming was not a priority for our school
- ☐ There were not enough students at my school who would have participated in summer programming
- ☐ Could not find staff to support summer programming
- ☐ Lack of, or reductions in, funding to support summer programming
- ☐ Space limitations (i.e., did not have the physical space to support summer programming)

- Transportation limitations (i.e., did not have a way for all students to get to and from summer programming)
- Lack of materials to support summer programming
- Other, please specify _____

SP_ssno. Which of the following are reasons why your school did not run a **summer school program** during summer 2024? *Select all that apply.* {Display if SP_gate ≠ Summer school AND “We did not offer...”}

- Students from our school attended summer school at another school within our district
- Implementing summer school was not a priority for our school
- There were not enough students at my school who required summer school
- Could not find staff to support summer school
- Lack of, or reductions in, funding to support summer school
- Space limitations (i.e., did not have the physical space to support summer school)
- Transportation limitations (i.e., did not have a way for all students to get to and from summer school)
- Lack of educational materials to support summer school
- Other, please specify: _____

SP_leno. Which of the following are reasons why your school did not run **summer learning and enrichment program(s)** during summer 2024? *Select all that apply.* {Display if SP_gate ≠ learning and enrichment AND “We did not offer...”}

- Students from our school attended summer learning and enrichment programs at another school within our district
- Implementing summer learning and enrichment programs was not a priority for our school
- There were not enough students at my school who would have participated in summer learning and enrichment programs
- Could not find staff to support summer learning and enrichment programs
- Lack of, or reductions in, funding to support summer learning and enrichment programs
- Space limitations (i.e., did not have the physical space to support summer learning and enrichment programs)
- Transportation limitations (i.e., did not have a way for all students to get to and from summer learning and enrichment programs)
- Lack of educational materials to support summer learning and enrichment programs
- Other, please specify: _____

SP_rno. Which of the following are reasons why your school did not run **summer recreation program(s)** during summer 2024? *Select all that apply.* {Display if SP_gate ≠ recreation AND “We did not offer...”}

- Students from our school attended summer recreation programs at another school within our district
- Implementing summer recreation programs was not a priority for our school
- There were not enough students at my school who would have participated in summer recreation programs
- Could not find staff to support summer recreation programs
- Lack of, or reductions in, funding to support summer recreation programs

- Space limitations (i.e., did not have the physical space to support summer recreation programs)
- Transportation limitations (i.e., did not have a way for all students to get to and from summer recreation programs)
- Lack of materials to support summer recreation programs
- Other, please specify: _____

SP_bpno. Which of the following are reasons why your school did not run **summer bridge program(s)** during summer 2024? *Select all that apply.* {Display if SP_gate ≠ bridge AND “We did not offer...”}

- Students from our school attended summer bridge programs at another school within our district
- Implementing summer bridge programs was not a priority for our school
- There were not enough students at my school who would have participated in summer bridge programs
- Could not find staff to support summer bridge programs
- Lack of, or reductions in, funding to support summer bridge programs
- Space limitations (i.e., did not have the physical space to support summer bridge programs)
- Transportation limitations (i.e., did not have a way for all students to get to and from summer bridge programs)
- Lack of materials to support summer bridge programs
- Other, please specify: _____

SP_more. We’d like to learn more about your school’s experiences **operating summer programs** during the summer 2024. In the space below please share any other information you would like us to know on this topic.

This item is optional.

After-School Programs

ASP_gate. Which of the following after-school programs is your school offering during this school year? *Select all that apply.*

- **Academic assistance program:** After-school programs or services whose primary purpose is to provide instruction to students who need academic assistance {Display ASP_aa items if selected}
- **Academic enrichment program:** After-school programs or services whose primary purpose is to provide instruction to students who seek academic enrichment {Display ASP_ac items if selected}
- **Extended-day care** {Display ASP_dc items if selected}
- **School-related activities and clubs** (e.g., athletics, student government, yearbook club, etc). {Display ASP_ac items if selected}
- **Other,** please specify: _____

- We are **not offering** any after-school programming during this school year.

ASP_acad. To the best of your knowledge, what percentage of your student body will participate in **academically focused** after-school program(s) offered by your school during the 2024-25 school year?
{Display if ASP_gate = assistance program OR enrichment program OR other}

Academically focused after-school programs include assistance programs, enrichment programs, or other after-school programs. If a student participated in more than one of these programs, only count them once.

- _____ %
- Don't know

The following questions ask about your school's AFTER-SCHOOL ACADEMIC ASSISTANCE program.

If your school offers multiple types of after-school programs, we will ask about those programs separately later in the survey.

ASP_aa1. To the best of your knowledge, what percentage of your student body will participate in your school's **academic assistance program** during the 2024-25 school year?

- _____ %
- Don't know

ASP_aa2. During a typical school week, how many days is the **academic assistance program** offered?

- 1 day per week
- 2 days per week
- 3 days per week
- 4 days per week
- 5 days per week
- Don't know

ASP_aa3. On a typical school day, how long do students spend in the **academic assistance program**?

- Up to 1 hour
- 1 – 2 hours
- 2 – 3 hours
- More than 3 hours
- Don't know

ASP_aa4a. Which of the following best describes your school's ability to provide its after-school **academic assistance program** to those who want to participate?

- We are able to provide our academic assistance program to ALL students who want to participate
- We are able to provide our academic assistance program to MOST students who want to participate
- We are able to provide our academic assistance program to SOME students who want to participate
- We are able to provide our academic assistance program to ONLY A FEW students who want to participate
- Don't know

ASP_aa4b. Which of the following factors, if any, limits your school's ability to provide its after-school **academic assistance program** to all students who want to participate? *Select all that apply.*

- ☐ Cannot find staff to support academic assistance programs
- ☐ Lack of funding to hire staff to support academic assistance programs
- ☐ Space limitations (i.e., do not have the physical space to support academic assistance programs for all students who want it)
- ☐ Transportation limitations (i.e., do not have a way for all students to get to and from academic assistance programs)
- ☐ Lack of educational materials to support academic assistance programs
- ☐ Other, please specify: _____
- ☐ We have not experienced any barriers to implementing academic assistance programs
- ☐ Don't know

ASP_aa5. Do you partner, or have a contract, with any of the following types of organizations or groups to run your school's after-school **academic assistance program**? *Select all that apply.*

- ☐ Other local K-12 schools
- ☐ Local colleges or universities
- ☐ Local libraries
- ☐ Academically focused groups (e.g., local museums, tutoring programs)
- ☐ Community businesses
- ☐ Community non-profit organizations
- ☐ Community health organizations
- ☐ City departments or agencies (e.g., parks department, mayor's office, youth agencies)
- ☐ Other, please specify: _____
- ☐ We do not partner or contract with any other organizations
- ☐ Don't know

ASP_aa6. Which of the following personnel work in your school's after-school **academic assistance program**? *Select all that apply.*

- ☐ Full-time teachers from your school
- ☐ Part-time teachers from your school
- ☐ Administrative staff from your school
- ☐ Tutors from your school
- ☐ Intervention specialists from your school
- ☐ Dedicated staff whose only job is to work in your school's after-school academic assistance program
- ☐ Staff from an outside organization you partner or contract with {Display if ASP_aa5 ≠ "We do not partner..." or "Don't Know"}
- ☐ Volunteers (e.g., parents, other community members)
- ☐ Other, please specify: _____
- ☐ Don't know

ASP_aa7_ii. What sources of funding have been used to support your school's after-school **academic assistance program** during this school year? *Select all that apply.*

- ☐ Federal grants or other federal programs
- ☐ State grants or other state programs
- ☐ District or school financial funding

- Partnerships or sponsorships with organizations
- Other, please specify: _____
- None of the above

ASP_aa9. Do families have to pay a fee for their child(ren) to participate in your school's after-school **academic assistance program(s)**?

Please only consider money paid directly for participation; do NOT include associated costs with participating in this program, such as program add-ons, transportation costs, or purchasing materials necessary for participation.

- Yes
- No
- Don't know

The following questions ask about your school's AFTER-SCHOOL ACADEMIC ENRICHMENT program.

If your school offers multiple types of after-school programs, we will ask about those programs separately later in the survey.

ASP_ae1. To the best of your knowledge, what percentage of your student body will participate in your school's **academic enrichment program** during the 2024-25 school year?

- _____ %
- Don't know

ASP_ae2. During a typical school week, how many days is the **academic enrichment program** offered?

- ☐ 1 day per week
- ☐ 2 days per week
- ☐ 3 days per week
- ☐ 4 days per week
- ☐ 5 days per week
- ☐ Don't know

ASP_ae3. On a typical school day, how long do students spend in the **academic enrichment program**?

- ☐ Up to 1 hour
- ☐ 1 – 2 hours
- ☐ 2 – 3 hours
- ☐ More than 3 hours
- ☐ Don't know

ASP_ae4a. Which of the following best describes your school's ability to provide its after-school **academic enrichment program** to those who want to participate?

- ☐ We are able to provide our academic enrichment program to ALL students who want to participate
- ☐ We are able to provide our academic enrichment program to MOST students who want to participate
- ☐ We are able to provide our academic enrichment program to SOME students who want to participate
- ☐ We are able to provide our academic enrichment program to ONLY A FEW students who want to participate
- ☐ Don't know

ASP_ae4b. Which of the following factors, if any, limit your school's ability to provide its after-school **academic enrichment program** to all students who want to participate? *Select all that apply.*

- ☐ Cannot find staff to support academic enrichment programs
- ☐ Lack of funding to hire staff to support academic enrichment programs
- ☐ Space limitations (i.e., do not have the physical space to support academic enrichment programs for all students who want it)
- ☐ Transportation limitations (i.e., do not have a way for all students to get to and from academic enrichment programs)
- ☐ Lack of educational materials to support academic enrichment programs
- ☐ Other, please specify: _____
- ☐ We have not experienced any barriers to implementing academic enrichment programs
- ☐ Don't know

ASP_ae5. Do you partner, or have a contract, with any of the following types of organizations or groups to run your school's after-school **academic enrichment program**? *Select all that apply.*

- ☐ Other local K-12 schools
- ☐ Local colleges or universities
- ☐ Local libraries
- ☐ Academically focused groups (e.g., local museums, tutoring programs)
- ☐ Community businesses

- ☐ Community non-profit organizations
- ☐ Community health organizations
- ☐ City departments or agencies (e.g., parks department, mayor's office, youth agencies)
- ☐ Other, please specify: _____
- ☐ We do not partner or contract with any other organizations
- ☐ Don't know

ASP_ae6. Which of the following personnel work in your school's after-school **academic enrichment program**? *Select all that apply.*

- ☐ Full-time teachers from your school
- ☐ Part-time teachers from your school
- ☐ Administrative staff from your school
- ☐ Tutors from your school
- ☐ Intervention specialists from your school
- ☐ Dedicated staff whose only job is to work in your school's after-school academic enrichment program
- ☐ Staff from an outside organization you partner or contract with {Display if ASP_ae5 ≠ "We do not partner..." or "Don't know"}
- ☐ Volunteers (e.g., parents, other community members)
- ☐ Other, please specify: _____
- ☐ Don't know

ASP_ae7_ii. What sources of funding have been used to support your school's after-school **academic enrichment program** during this school year? *Select all that apply.*

- ☐ Federal grants or other federal programs
- ☐ State grants or other state programs
- ☐ District or school financial funding
- ☐ Partnerships or sponsorships with organizations
- ☐ Other, please specify: _____
- ☐ None of the above

ASP_ae9. Do families have to pay a fee for their child(ren) to participate in your school's after-school **academic enrichment program(s)**?

Please only consider money paid directly for participation; do NOT include associated costs with participating in this program, such as program add-ons, transportation costs, or purchasing materials necessary for participation.

- ☐ Yes
- ☐ No
- ☐ Don't know

The following questions ask about your school's AFTER-SCHOOL EXTENDED-DAY CARE.

If your school offers multiple types of after-school programs, we will ask about those programs separately later in the survey.

ASP_dc1. To the best of your knowledge, what percentage of your student body will participate in your school's **extended-day care** during the 2024-25 school year?

- _____ %
- ☐ Don't know

ASP_dc2. During a typical school week, how many days is **extended-day care** offered?

- ☐ 1 day per week
- ☐ 2 days per week
- ☐ 3 days per week
- ☐ 4 days per week
- ☐ 5 days per week
- ☐ Don't know

ASP_dc3. On a typical school day, how long do students spend in **extended-day care**?

- ☐ Up to 1 hour
- ☐ 1 – 2 hours
- ☐ 2 – 3 hours
- ☐ More than 3 hours
- ☐ Don't know

ASP_dc4a. Which of the following best describes your school's ability to provide after-school **extended-day care** to those who want to participate?

- ☐ We are able to provide our extended-day care to ALL students who want to participate
- ☐ We are able to provide our extended-day care to MOST students who want to participate
- ☐ We are able to provide our extended-day care to SOME students who want to participate
- ☐ We are able to provide our extended-day care to ONLY A FEW students who want to participate
- ☐ Don't know

ASP_dc4b. Which of the following factors, if any, limit your school's ability to provide its after-school **extended-day care** to all students who want to participate? *Select all that apply.*

- ☐ Cannot find staff to support extended-day care
- ☐ Lack of funding to hire staff to support extended-day care
- ☐ Space limitations (i.e., do not have the physical space to support extended-day care for all students who want it)
- ☐ Transportation limitations (i.e., do not have a way for all students to get to and from extended-day care)
- ☐ Lack of materials to support extended-day care
- ☐ Other, please specify: _____
- ☐ We have not experienced any barriers to implementing extended-day care
- ☐ Don't know

ASP_dc5. Do you partner, or have a contract, with any of the following types of organizations or groups to run your school's after-school **extended-day care**? *Select all that apply.*

- ☐ Other local K-12 schools
- ☐ Local colleges or universities
- ☐ Local libraries
- ☐ Academically focused groups (e.g., local museums, tutoring programs)
- ☐ Community businesses
- ☐ Community non-profit organizations
- ☐ Community health organizations
- ☐ City departments or agencies (e.g., parks department, mayor's office, youth agencies)

- Other, please specify: _____
- We do not partner or contract with any other organizations
- Don't know

ASP_dc6. Which of the following personnel work in your school's after-school **extended-day care**?
Select all that apply.

- Full-time teachers from your school
- Part-time teachers from your school
- Administrative staff from your school
- Tutors from your school
- Intervention specialists from your school
- Dedicated staff whose only job is to work in your school's after-school extended-day care program
- Staff from an outside organization you partner or contract with {Display if ASP_dc5 ≠ "We do not partner..." or "Don't Know"}
- Volunteers (e.g., parents, other community members)
- Other, please specify: _____
- Don't know

ASP_dc7_ii. What sources of funding have been used to support your school's after-school **extended-day care** during this school year? *Select all that apply.*

- Federal grants or other federal programs
- State grants or other state programs
- District or school financial funding
- Partnerships or sponsorships with organizations
- Other, please specify: _____
- None of the above

ASP_dc9. Do families have to pay a fee for their child(ren) to participate in your school's after-school **extended-day care**?

Please only consider money paid directly for participation; do NOT include associated costs with participating in this program, such as program add-ons, transportation costs, or purchasing materials necessary for participation.

- Yes
- No
- Don't know

The following questions ask about your school's AFTER-SCHOOL ACTIVITIES AND CLUBS.

ASP_ac1. Which of the following **activities and clubs** are offered at your school? *Select all that apply.*

- Academic clubs (e.g., Debate Team, Honor Society, Spanish Club, Math Club, Computer Club)
- Athletic teams or clubs (e.g., basketball or soccer team; martial arts or yoga club)
- Class council or student government
- Performing arts (e.g., Band, Choir, Orchestra, Drama)
- Spirit groups (e.g., Cheerleading, Dance Team, Pep Club)
- Volunteer or community service clubs sponsored by the school (e.g., Peer Mediators, Environmental Club, Key Club, Interact, Recycling Club)
- Inclusion clubs (e.g., Gay-Straight Alliance, Best Buddies, Cultural Awareness Club)
- Other school clubs or activities, please specify: _____

ASP_ac2. To the best of your knowledge, what percentage of your student body will participate in ANY of your school's **activities and clubs** during the 2024-25 school year?

- _____ %
☐ Don't know

ASP_ac3a. Which of the following best describes your school's ability to provide after-school **activities and clubs** to those who want to participate?

- ☐ We are able to provide our activities and clubs to ALL students who want to participate
- ☐ We are able to provide our activities and clubs to MOST students who want to participate
- ☐ We are able to provide our activities and clubs to SOME students who want to participate
- ☐ We are able to provide our activities and clubs to ONLY A FEW students who want to participate
- ☐ Don't know

ASP_ac3b. Which of the following factors, if any, limit your school's ability to provide its after-school **activities and clubs** to all students who want to participate? *Select all that apply.*

- ☐ Cannot find staff to support activities and clubs
- ☐ Lack of funding to hire staff to support activities and clubs
- ☐ Space limitations (i.e., do not have the physical space to support activities and clubs for all students who want it)
- ☐ Transportation limitations (i.e., do not have a way for all students to get to and from activities and clubs)
- ☐ Lack of materials to support activities and clubs
- ☐ Other, please specify: _____
- ☐ We have not experienced any barriers to implementing activities and clubs
- ☐ Don't know

ASP_no. Which of the following are reasons why your school is not running ANY after-school programming for the 2024-25 school year? *Select all that apply.* {Display if ASP_gate = "We are not offering"}

- ☐ Implementing after-school programming is not a priority for our school
- ☐ Lack of participation (e.g., not enough student interest, not enough interest from parents)
- ☐ Cannot find staff to support after-school programming
- ☐ Lack of, or reductions in, funding to support after-school programming
- ☐ Space limitations (i.e., do not have the physical space to support after-school programming)
- ☐ Transportation limitations (i.e., do not have a way for all students to get home after after-school programming)
- ☐ Lack of materials to support after-school programming
- ☐ Other, please specify: _____

ASP_aano. Which of the following are reasons why your school is not running an **after-school academic assistance program** for the 2024-25 school year? *Select all that apply.* {Display if ASP_gate ≠ academic assistance AND "We are not offering"}

- ☐ Implementing after-school academic assistance programs is not a priority for our school
- ☐ Lack of participation (e.g., not enough student interest, not enough interest from parents)

- Cannot find staff to support an after-school academic assistance program
- Lack of, or reductions in, funding to support an after-school academic assistance program
- Space limitations (i.e., do not have the physical space to support an after-school academic assistance program)
- Transportation limitations (i.e., do not have a way for all students to get home after an after-school academic assistance program)
- Lack of materials to support an after-school academic assistance program
- Other, please specify: _____

ASP_aeno. Which of the following are reasons why your school is not running an **after-school academic enrichment program** for the 2024-25 school year? *Select all that apply.* {Display if ASP_gate ≠ academic enrichment AND “We are not offering”}

- Implementing after-school academic enrichment programs is not a priority for our school
- Lack of participation (e.g., not enough student interest, not enough interest from parents)
- Cannot find staff to support an after-school academic enrichment program
- Lack of, or reductions in, funding to support an after-school academic enrichment program
- Space limitations (i.e., do not have the physical space to support an after-school academic enrichment program)
- Transportation limitations (i.e., do not have a way for all students to get home after an after-school academic enrichment program)
- Lack of materials to support an after-school academic enrichment program
- Other, please specify: _____

ASP_dcno. Which of the following are reasons why your school is not running an **extended-day care program** for the 2024-25 school year? *Select all that apply.* {Display if ASP_gate ≠ extended-day care AND “We are not offering”}

- This program is not applicable to my students
- Students from our school attend extended-day care at another school within our district
- Implementing extended-day care is not a priority for our school
- Lack of participation (e.g., not enough interest from parents)
- Cannot find staff to support extended-day care
- Lack of, or reductions in, funding to support extended-day care
- Space limitations (i.e., do not have the physical space to support extended-day care)
- Transportation limitations (i.e., do not have a way for all students to get home after extended-day care)
- Lack of materials to support extended-day care
- Other, please specify: _____

ASP_acno. Which of the following are reasons why your school is not running any **after-school activities and clubs** for the 2024-25 school year? *Select all that apply.* {Display if ASP_gate ≠ activities and clubs AND “We are not offering”}

- Implementing after-school activities and clubs is not a priority for our school
- Lack of participation (e.g., not enough student interest, not enough interest from parents)
- Cannot find staff to support after-school activities and clubs
- Lack of, or reductions in, funding to support after-school activities and clubs
- Space limitations (i.e., do not have the physical space to support after-school activities and clubs)

- Transportation limitations (i.e., do not have a way for all students to get home after after-school activities and clubs)
- Lack of materials to support after-school activities and clubs
- Other, please specify: _____

ASP_more. We'd like to learn more about your school's experiences **operating after-school programs** during the 2024-25 school year. In the space below please share any other information you would like us to know on this topic.

This item is optional.

Civics Education

Civics1. Are ANY teachers in the following grades incorporating the upcoming national election cycle into their lessons?

{Display rows based on responses to Grades}	Yes	No
Kindergarten		
1st		
2nd		
3rd		
4th		
5th		
6th		
7th		
8th		
9th		
10th		
11th		
12th		

~~Civics2.~~ Is your school doing any of the following special programming around the upcoming national election cycle?

	Yes	No
Voter registration opportunities for your students {Display if Grades = 11 th or 12 th }		
Mock debates		
Mock voting		

Assemblies/guest speakers		
Other special programming		

Civics2. Is your school doing any of the following special programming around the upcoming national election cycle?

Civics2other. Please identify the other types of special programming around the upcoming national election cycle at your school. *{Display if Civics2 = Other}*

Civics_more. We'd like to learn more about your school's experiences **with civics education and programming around the national election cycle** during the 2024-25 school year. In the space below please share any other information you would like us to know on this topic.

This item is optional.

Staffing (Current Vacancies, Challenges, and Understaffed)

StaffVac1. Please enter the following information on staffing at your school.

Please enter the number of teachers and vacancies. Count each part-time position or vacancy as 1. For example, if you have 3 full-time math teachers and 2 part-time math teachers, count this as 5 in the “Total number of positions at my school” column.

Please enter only numbers in the first two columns. For “total number of positions”, include positions that are filled and that are currently vacant. For “number of vacancies”, enter ‘0’ if your school offers the position and is fully staffed.

	Total number of positions at my school (filled + vacant)	Number of vacancies	This position is not offered at my school
General Elementary			<input type="radio"/>
Special Education			<input type="radio"/>
English or language arts			<input type="radio"/>
Social Studies			<input type="radio"/>
Computer science			<input type="radio"/>
Mathematics			<input type="radio"/>
Biology or life sciences			<input type="radio"/>
Physical sciences (e.g., chemistry, physics)			<input type="radio"/>
English as a Second Language (ESL) or bilingual education			<input type="radio"/>
Foreign languages			<input type="radio"/>
Music or arts			<input type="radio"/>
Career or technical education			<input type="radio"/>
Physical education or health			<input type="radio"/>
			<input type="radio"/>
Other teaching position not listed			<input type="radio"/>

StaffVac1_open. Please identify the other teaching positions. {Display if StaffVac1 = Other...}

StaffVac2. Please enter the following information on staffing at your school.

Please enter the number of staff members and vacancies. Count each part-time position or vacancy as 1. For example, if you have 3 full-time tutor teachers and 2 part-time tutors, count this as 5 in the "Total number of positions at my school" column.

Please enter only numbers in the first two columns. For "total number of positions", include positions that are filled and that are currently vacant. For "number of vacancies", enter '0' if your school offers the position and is fully staffed.

	Total number of positions at my school (filled + vacant)	Number of vacancies	This position is not offered at my school	Don't know
Mental health professional (e.g., psychologist, social worker)			<input type="radio"/>	<input type="radio"/>
Medical professional (e.g., nurse, nurse's aide)			<input type="radio"/>	<input type="radio"/>
Administrative staff			<input type="radio"/>	<input type="radio"/>
Technology specialist			<input type="radio"/>	<input type="radio"/>
Transportation staff			<input type="radio"/>	<input type="radio"/>
Custodial staff			<input type="radio"/>	<input type="radio"/>
Nutrition staff (e.g., food preparation, cafeteria workers)			<input type="radio"/>	<input type="radio"/>
Academic Counselor			<input type="radio"/>	<input type="radio"/>
Academic Interventionist			<input type="radio"/>	<input type="radio"/>
Tutor			<input type="radio"/>	<input type="radio"/>
Instructional Coaches			<input type="radio"/>	<input type="radio"/>
Classroom aide			<input type="radio"/>	<input type="radio"/>
Other staff position not listed			<input type="radio"/>	<input type="radio"/>

StaffVac2_open. Please identify the other staff positions. {Display if StaffVac2 = Other...}

The following two items, StaffVac5 and StaffVac5_ii, will be fielded as part of a split-panel experiment to test potential ordering effects of the placement of the "we do not have any teacher or staff vacancies" response option.

StaffVac5. During the 2024-25 school year, how have teacher and staff vacancies impacted your school?

Select all that apply. {Display if TREATMENT = 1}

- ☐ Forced change in learning modes (e.g., switching from in-person to hybrid learning)
- ☐ Disruptions in student transportation
- ☐ Disruptions in administration of school meals
- ☐ Disruptions in administration of medical care or response
- ☐ Offering fewer extra-curricular opportunities (e.g., athletics, clubs)
- ☐ Offering fewer student services (e.g., counseling, guidance)
- ☐ Increased class sizes
- ☐ Sharing of teachers and/or staff with other schools
- ☐ Increased need to use teachers outside of their intended duties (i.e., needing teachers to cover duties they were not hired to do)

- Increased need to use non-teaching staff outside of their intended duties (i.e., needing staff to cover duties they were not hired to do)
- None of the above
- We do not have any teacher or staff vacancies

StaffVac5_ii. During the 2024-25 school year, how have teacher and staff vacancies impacted your school? *Select all that apply.* {Display if TREATMENT = 2}

- ☐ We do not have any teacher or staff vacancies
- ☐ Forced change in learning modes (e.g., switching from in-person to hybrid learning)
- ☐ Disruptions in student transportation
- ☐ Disruptions in administration of school meals
- ☐ Disruptions in administration of medical care or response
- ☐ Offering fewer extra-curricular opportunities (e.g., athletics, clubs)
- ☐ Offering fewer student services (e.g., counseling, guidance)
- ☐ Increased class sizes
- ☐ Sharing of teachers and/or staff with other schools
- ☐ Increased need to use teachers outside of their intended duties (i.e., needing teachers to cover duties they were not hired to do)
- ☐ Increased need to use non-teaching staff outside of their intended duties (i.e., needing staff to cover duties they were not hired to do)
- ☐ None of the above

HP5. As of today, do you feel your school is understaffed?

- ☐ Yes
- ☐ No

HP6. In which of the following areas do you feel that your school is understaffed? {Display if HP5 = Yes}

	Yes, we are understaffed in this area	No, we are not understaffed in this area	Not applicable – our school does not offer this position
General Elementary			
Special Education			
English or language arts			
Social Studies			
Computer science			
Mathematics			
Biology or life sciences			
Physical sciences (e.g., chemistry, physics)			
English as a Second Language (ESL) or bilingual education			
Foreign languages			
Music or arts			
Career or technical education			
Physical education or health			
Mental health professional (e.g., psychologist, social worker)			
Medical professional (e.g., nurse, nurse's aide)			
Administrative staff			
Technology specialist			
Transportation			
Custodial			

Nutrition (e.g., food preparation, cafeteria workers)			
Academic Counselor			
Academic Interventionist			
Tutor			
Instructional Coach			
Classroom aide			
Other, please specify: _____			

StaffVac6. Compared to last school year (2023-24), how has the number of teaching positions at your school changed?

- ☐ We have added new teaching position(s)
- ☐ We have lost teaching position(s)
- ☐ The number of teaching positions at our school is the same
- ☐ Not applicable – we are a new school

StaffVac6a. Compared with the 2023-24 school year, how many teaching positions has your school added for the 2024-25 school year? {Display if StaffVac6 = "We have added..."}
_____ teaching positions

StaffVac6b. Why has your school added new teaching positions for this school year? *Select all that apply.* {Display if StaffVac6 = "We have added,,,"}

- ☐ Enrollment has increased
- ☐ We were able to fund new positions
- ☐ Our school/district went through a reorganization/restructuring of staff
- ☐ We added new classes/courses
- ☐ We were previously understaffed
- ☐ We changed our priorities
- ☐ Other, please specify: _____

StaffVac6c. How many teaching positions has your school lost for this school year? {Display if StaffVac6 = "We have lost..."}
_____ teaching positions

StaffVac6d. Why has your school lost teaching positions for this school year? *Select all that apply.* {Display if StaffVac6 = "We have lost..."}
_____ teaching positions

- ☐ Enrollment has decreased
- ☐ We lost funding/budget cuts
- ☐ Our school/district went through a reorganization/restructuring of staff
- ☐ We reduced the number of classes/courses we offer
- ☐ We changed our priorities
- ☐ Other, please specify: _____

StaffVac_more. We'd like to learn more about your school's experiences **with staffing** for the 2024-25 school year. In the space below, please share any other information you would like us to know on this topic.

This item is optional.

Tutoring

SR1a. To the best of your knowledge, what percentage of students **began the 2024-25 school year** behind grade level in at least one academic subject?

- _____ percent of students
- Don't know

SR1c. In which of the following academic subjects did students at your school **begin the 2024-25 school year** behind grade level? {Display if SR1a > 0}

	No students were behind grade level in this subject	At least some students were behind grade level in this subject	Not Applicable – this subject is not offered at my school	Not Applicable – we do not have this type of data in this subject area
English or Language Arts				
Mathematics				
Sciences (e.g., general science, biology, chemistry, etc.)				
Computer Science				
Foreign Language				
Social Studies				

Tutoring gate. During this school year, which of the following types of tutoring, if any, are students at your school provided? *Select all that apply.*

- **High-dosage tutoring** (also known as evidence-based or high-quality tutoring): A method of tutoring in which the same student(s) receive(s) tutoring
 - three or more times per week,
 - for at least 30 minutes per session,
 - in sessions that are one-on-one or with small groups,
 - that is provided by educators or well-trained tutors who have received specific training in tutoring practices,
 - that aligns with evidence-based core curriculum or programs, AND
 - is NOT drop-in homework help {Display HDT items if selected}
- **Standard tutoring:** A less intensive method of tutoring in which the same student(s) receive(s) tutoring
 - any number of times per week OR on an as-needed (drop-in) basis
 - in sessions with no minimum length of time,
 - in sessions that may be one-on-one or involve any number of other students, and
 - that is provided by educators who may or may not have received specific training in tutoring practices {Display SDT items if selected}

- **Self-paced tutoring:** A method of tutoring in which a student works on their own, typically online, where they are provided guided instruction that allows them to move onto new material after displaying mastery of content. {Display SPT items if selected}
- **On-demand online tutoring:** A method of tutoring in which a school partners with or contracts out services to an external online tutoring program or company that
 - offers 24/7 support
 - is led by qualified tutors (e.g., certified teachers, subject-matter experts), and
 - is available on-demand for students to access. {Display ODT items if selected}
- **Other method(s) of tutoring,** please specify: _____
- No tutoring is provided to students by our school

*The following items ask about **high-dosage** tutoring at your school during the 2024-25 school year.*

If your school offers multiple types of tutoring programs, we will ask about those programs separately later in the survey.

HDT1. Who administers **high-dosage** tutoring at your school? *Select all that apply.*

- Tutors whose primary or only role is to provide tutoring
- Teachers who have received training or professional development in tutoring
- Teacher's/classroom aides who have received training or professional development in tutoring
- Teachers who have NOT received training or professional development in tutoring
- Teacher's/classroom aides who have NOT received training or professional development in tutoring
- Subject-area specialists (e.g., reading or math specialists)
- Other, please specify: _____
- Don't know

HDT2. As of today, what percentage of students at your school have received **high-dosage** tutoring during the 2024-25 school year?

- _____ % of students
- Don't know

HDT13a. Are any students **required** to participate in your school's **high-dosage** tutoring program?

- Yes
- No
- Don't know

HDT13b. For which of the following reasons are students **required** to participate in your school's **high-dosage** tutoring program? *Select all that apply.* {Display if HDT13a = Yes}

- Results from diagnostic or other assessment results
- Referral from teacher or staff
- Request from parent or caregiver
- Other, please specify: _____
- Don't know

HDT3. To the best of your knowledge, how does the percentage of students who receive **high-dosage** tutoring compare to last school year (2023-24)?

- ☐ More students are receiving high-dosage tutoring
- ☐ Fewer students are receiving high-dosage tutoring
- ☐ About the same percentage of students are receiving high-dosage tutoring
- ☐ No students participated in high-dosage tutoring in the 2023-24 school year
- ☐ Don't know

HDT12. Does your school use its student information system (or equivalent) to track students' participation in **high-dosage** tutoring?

- ☐ Yes
- ☐ No
- ☐ Don't know

HDT5. When do students at your school receive **high-dosage** tutoring? *Select all that apply.*

- ☐ Before school
- ☐ After school
- ☐ During regular instruction periods **through pull-out services**
- ☐ During regular instruction periods **in the classroom**
- ☐ During "free periods" for students (e.g., portions of the day students do not have class, lunch/recess)
- ☐ Outside of the regular school week (e.g., Saturdays or Sundays)
- ☐ Other, please specify: _____
- ☐ Don't know

HDT6. For students who receive **high-dosage** tutoring, approximately how many days per week do they receive this type of tutoring?

- ☐ 1 day per week
- ☐ 2 days per week
- ☐ 3 days per week
- ☐ 4 days per week
- ☐ 5 days per week
- ☐ More than 5 days per week
- ☐ Don't know

HDT7. For students who receive **high-dosage** tutoring, approximately how long does the typical tutoring session last?

- ☐ Less than 30 minutes
- ☐ 30 to 45 minutes
- ☐ 46 minutes to 1 hour
- ☐ More than 1 hour
- ☐ Don't know

HDT8. In which of the following subject areas do students in your school receive **high-dosage** tutoring?

- ☐ Mathematics
- ☐ English/Language Arts (including Reading)
- ☐ Sciences (e.g., general science, biology, chemistry)
- ☐ Computer Science
- ☐ Social Studies/History
- ☐ Foreign Language(s)

HDT9. To what extent do you agree with the following statement: "My school is able to effectively provide **high-dosage** tutoring to all students in need."

- ☐ Strongly disagree
- ☐ Moderately disagree
- ☐ Neither agree nor disagree
- ☐ Moderately agree
- ☐ Strongly agree
- ☐ Don't know

HDT10. Which of the following factors, if any, limit your school's efforts to effectively provide **high-dosage** tutoring to all students in need? *Select all that apply.*

- ☐ Cannot find staff to support high-dosage tutoring
- ☐ Lack of funding to hire staff to support high-dosage tutoring
- ☐ Time limitations (i.e., cannot find enough time to support high-dosage tutoring)
- ☐ Space limitations (i.e., do not have the physical space to support high-dosage tutoring)
- ☐ Lack of educational materials to support high-dosage tutoring
- ☐ Other, please specify: _____
- ☐ We have not experienced any barriers to implementing high-dosage tutoring
- ☐ Don't know

HDT11_ii. Which of the following sources of funding have been used to support **high-dosage** tutoring during the 2024-25 school year? *Select all that apply.*

- ☐ Federal grants or other federal programs
- ☐ State grants or other state programs
- ☐ District or school financial funding
- ☐ Partnerships or sponsorships with organizations
- ☐ Other, please specify: _____

- None of the above

*The following items ask about **standard** tutoring at your school during the 2024-25 school year.*

If your school offers multiple types of tutoring programs, we will ask about those programs separately later in the survey.

SDT1. Who administers **standard** tutoring at your school? *Select all that apply.*

- Tutors whose primary or only role is to provide tutoring
- Teachers who have received training or professional development in tutoring
- Teacher's/classroom aides who have received training or professional development in tutoring
- Teachers who have NOT received training or professional development in tutoring
- Teacher's/classroom aides who have NOT received training or professional development in tutoring
- Subject-area specialists (e.g., reading or math specialists)
- Other, please specify: _____
- Don't know

SDT2. As of today, what percentage of students at your school have received **standard** tutoring during the 2024-25 school year?

- _____ % of students
- Don't know

SDT13a. Are any students **required** to participate in your school's **standard** tutoring program?

- ☐ Yes
- ☐ No
- ☐ Don't know

SDT13b. For which of the following reasons are students **required** to participate in your school's **standard** tutoring program? *Select all that apply.* {Display if SDT13a = Yes}

- ☐ Results from diagnostic or other assessment results
- ☐ Referral from teacher or staff
- ☐ Request from parent or caregiver
- ☐ Other, please specify: _____
- ☐ Don't know

SDT3. To the best of your knowledge, how does the percentage of students who receive **standard** tutoring compare to last school year (2023-24)?

- ☐ More students are receiving standard tutoring
- ☐ Fewer students are receiving standard tutoring
- ☐ About the same percentage of students are receiving standard tutoring
- ☐ No students participated in standard tutoring in the 2023-24 school year
- ☐ Don't know

SDT12. Does your school use its student information system (or equivalent) to track students' participation in **standard** tutoring?

- ☐ Yes
- ☐ No
- ☐ Don't know

SDT5. When do students at your school receive **standard** tutoring? *Select all that apply.*

- ☐ Before school
- ☐ After school
- ☐ During regular instruction periods, **through pull-out services**
- ☐ During regular instruction periods, **in the classroom**
- ☐ During "free periods" for students (e.g., portions of the day students do not have class, lunch/recess)
- ☐ Outside of the regular school week (e.g., Saturdays or Sundays)
- ☐ Other, please specify: _____
- ☐ Don't know

SDT6. For students who receive **standard** tutoring, approximately how many days per week do they receive this type of tutoring?

- ☐ 1 day per week
- ☐ 2 days per week
- ☐ 3 days per week
- ☐ 4 days per week
- ☐ 5 days per week
- ☐ More than 5 days per week
- ☐ Don't know

SDT7. For students who receive **standard** tutoring, approximately how long does the typical tutoring session last?

- ☐ Less than 30 minutes
- ☐ 30 to 45 minutes
- ☐ 46 minutes to 1 hour
- ☐ More than 1 hour
- ☐ Don't know

SDT8. In which of the following subject areas do students in your school receive **standard** tutoring?

- ☐ Mathematics
- ☐ English/Language Arts (including Reading)
- ☐ Sciences (e.g., general science, biology, chemistry)
- ☐ Computer Science
- ☐ Social Studies/History
- ☐ Foreign Language(s)

SDT9. To what extent do you agree with the following statement: "My school is able to effectively provide **standard** tutoring to all students in need."

- ☐ Strongly disagree
- ☐ Moderately disagree
- ☐ Neither agree nor disagree
- ☐ Moderately agree
- ☐ Strongly agree
- ☐ Don't know

SDT10. Which of the following factors, if any, limit your school's efforts to effectively provide **standard** tutoring to all students in need? *Select all that apply.*

- ☐ Cannot find staff to support standard tutoring
- ☐ Lack of funding to hire staff to support standard tutoring
- ☐ Time limitations (i.e., cannot find enough time to support standard tutoring)
- ☐ Space limitations (i.e., do not have the physical space to support standard tutoring)
- ☐ Lack of educational materials to support standard tutoring
- ☐ Other, please specify: _____
- ☐ We have not experienced any barriers to implementing standard tutoring
- ☐ Don't know

SDT11_ii. Which of the following sources of funding have been used to support **standard** tutoring during the 2024-25 school year? *Select all that apply.*

- ☐ Federal grants or other federal programs
- ☐ State grants or other state programs
- ☐ District or school financial funding
- ☐ Partnerships or sponsorships with organizations
- ☐ Other, please specify: _____
- ☐ None of the above

*The following items ask about **self-paced** tutoring at your school during the 2024-25 school year.*

If your school offers multiple types of tutoring programs, we will ask about those programs separately later in the survey.

SPT2. As of today, what percentage of students at your school have received **self-paced** tutoring during the 2024-25 school year?

_____ % of students

- ☐ Don't know

SPT13a. Are any students **required** to participate in your school's **self-paced** tutoring program?

- ☐ Yes
- ☐ No
- ☐ Don't know

SPT13b. For which of the following reasons are students **required** to participate in your school's **self-paced** tutoring program? *Select all that apply.* {Display if SPT13a = YES}

- ☐ Results from diagnostic or other assessment results
- ☐ Referral from teacher or staff
- ☐ Request from parent or caregiver
- ☐ Other, please specify: _____
- ☐ Don't know

SPT3. To the best of your knowledge, how does the percentage of students who receive **self-paced** tutoring compare to last school year (2023-24)?

- ☐ More students are receiving self-paced tutoring
- ☐ Fewer students are receiving self-paced tutoring
- ☐ About the same percentage of students are receiving self-paced tutoring
- ☐ No students participated in self-paced tutoring in the 2023-24 school year
- ☐ Don't Know

SPT12. Does your school use its student information system (or equivalent) to track students' participation in **self-paced** tutoring?

- ☐ Yes
- ☐ No
- ☐ Don't know

SPT5. When do students at your school receive **self-paced** tutoring? *Select all that apply.*

- ☐ Before school
- ☐ After school
- ☐ During regular instruction periods, **through pull-out services**
- ☐ During regular instruction periods, **in the classroom**
- ☐ During "free periods" for students (e.g., portions of the day students do not have class, lunch/recess)
- ☐ Outside of the regular school week (e.g., Saturdays or Sundays)
- ☐ Other, please specify: _____
- ☐ Don't know

SPT6. For students who receive **self-paced** tutoring, approximately how many days per week do they receive this type of tutoring?

- ☐ 1 day per week
- ☐ 2 days per week
- ☐ 3 days per week
- ☐ 4 days per week
- ☐ 5 days per week
- ☐ More than 5 days per week
- ☐ Don't Know

SPT7. For students who receive **self-paced** tutoring, approximately how long does the typical tutoring session last?

- ☐ Less than 30 minutes
- ☐ 30 to 45 minutes
- ☐ 46 minutes to 1 hour
- ☐ More than 1 hour
- ☐ Don't know

SPT8. In which of the following subject areas do students in your school receive **self-paced** tutoring?

- ☐ Mathematics
- ☐ English/Language Arts (including Reading)
- ☐ Sciences (e.g., general science, biology, chemistry)
- ☐ Computer Science
- ☐ Social Studies/History
- ☐ Foreign Language(s)

SPT9. To what extent do you agree with the following statement: "My school is able to effectively provide **self-paced** tutoring to all students in need."

- ☐ Strongly disagree
- ☐ Moderately disagree
- ☐ Neither agree nor disagree
- ☐ Moderately agree
- ☐ Strongly agree
- ☐ Don't know

SPT10. Which of the following factors, if any, limit your school's efforts to effectively provide **self-paced** tutoring to all students in need? *Select all that apply.*

- ☐ Cannot find materials or resources to support self-paced tutoring
- ☐ Lack of funding to obtain materials or resources to support self-paced tutoring
- ☐ Time limitations (i.e., cannot find enough time to support self-paced tutoring)
- ☐ Technology limitations (i.e., do not have the technological capability to support self-paced tutoring)
- ☐ Other, please specify: _____
- ☐ We have not experienced any barriers to implementing self-paced tutoring
- ☐ Don't know

SPT11_ii. Which of the following sources of funding have been used to support **self-paced** tutoring during the 2024-25 school year? *Select all that apply.*

- ☐ Federal grants or other federal programs
- ☐ State grants or other state programs
- ☐ District or school financial funding
- ☐ Partnerships or sponsorships with organizations
- ☐ Other, please specify: _____
- ☐ None of the above

*The following items ask about **on-demand online** tutoring at your school during the 2024-25 school year.*

ODT2. As of today, what percentage of students at your school have accessed **on-demand online** tutoring during the 2024-25 school year?

- _____ % of students
- ☐ Don't know

ODT13a. Are any students **required** to participate in your school's **on-demand online** tutoring program(s)?

- ☐ Yes
- ☐ No
- ☐ Don't Know

ODT13b. For which of the following reasons are students **required** to participate in **on-demand online** tutoring program(s)? *Select all that apply.* {Display if ODT13a = Yes}

- ☐ Results from diagnostic or other assessment results
- ☐ Referral from teacher or staff
- ☐ Request from parent or caregiver
- ☐ Other, please specify: _____
- ☐ Don't know

ODT3. To the best of your knowledge, how does the percentage of students who access **on-demand online** tutoring compare to last school year (2023-24)?

- ☐ More students are receiving on-demand online tutoring
- ☐ Fewer students are receiving on-demand online tutoring
- ☐ About the same percentage of students are receiving on-demand online tutoring
- ☐ No students accessed on-demand online tutoring in the 2023-24 school year
- ☐ Don't Know

ODT12. Does your school use its student information system (or equivalent) to track students' participation in **on-demand online** tutoring?

- ☐ Yes
- ☐ No
- ☐ Don't Know

ODT5. When do students at your school access **on-demand online** tutoring? *Select all that apply.*

- ☐ Before school
- ☐ After school
- ☐ During regular instruction periods, **through pull-out services**
- ☐ During regular instruction periods, **in the classroom**
- ☐ During “free periods” for students (e.g., portions of the day students do not have class, lunch/recess)
- ☐ Outside of the regular school week (e.g., Saturdays or Sundays)
- ☐ Other, please specify: _____
- ☐ Don’t know

ODT6. For students who access **on-demand online** tutoring, approximately how many days per week do they access this type of tutoring?

- ☐ 1 day per week
- ☐ 2 days per week
- ☐ 3 days per week
- ☐ 4 days per week
- ☐ 5 days per week
- ☐ More than 5 days per week
- ☐ Don’t know

ODT7. For students who access **on-demand online** tutoring, approximately how long does the typical tutoring session last?

- ☐ Less than 30 minutes
- ☐ 30 to 45 minutes
- ☐ 46 minutes to 1 hour
- ☐ More than 1 hour
- ☐ Don’t know

ODT8. In which of the following subject areas do students in your school utilize **on-demand online** tutoring?

- ☐ Mathematics
- ☐ English/Language Arts (including Reading)
- ☐ Sciences (e.g., general science, biology, chemistry)
- ☐ Computer Science
- ☐ Social Studies/History
- ☐ Foreign Language(s)

ODT9. To what extent do you agree with the following statement: “My school is able to effectively provide access to **on-demand online** tutoring to all students in need.”

- ☐ Strongly disagree
- ☐ Moderately disagree
- ☐ Neither agree nor disagree
- ☐ Moderately agree
- ☐ Strongly agree
- ☐ Don’t know

ODT10. Which of the following factors, if any, limit your school’s efforts to effectively provide access to **on-demand online** tutoring to all students in need? *Select all that apply.*

- ☐ Cannot find materials or resources to support on-demand online tutoring
- ☐ Lack of funding to obtain materials or resources to support on-demand online tutoring
- ☐ Time limitations (i.e., cannot find enough time to support on-demand online tutoring)
- ☐ Technology limitations (i.e., do not have the technological capability to support on-demand online tutoring)
- ☐ Other, please specify: _____
- ☐ We have not experienced any barriers to providing access to on-demand online tutoring
- ☐ Don’t know

ODT11_ii. Which of the following sources of funding have been used to support **on-demand online** tutoring during the 2024-25 school year? *Select all that apply.*

- ☐ Federal grants or other federal programs
- ☐ State grants or other state programs
- ☐ District or school financial funding
- ☐ Partnerships or sponsorships with organizations
- ☐ Other, please specify: _____
- ☐ None of the above

Tutoring2. Do you provide training or professional development for those who provide the following types of tutoring provided at your school?

{Display if Tutoring_gate = “High-Dosage Tutoring” “Standard Tutoring” or “Other methods of tutoring”}	Yes	No	Don’t know
High-dosage tutoring			
Standard tutoring			
Other methods of tutoring			

Tutoring3. Does your school have plans to evaluate the effectiveness of your tutoring programs on improving student outcomes?

{Display based on Tutoring_gate responses}	Yes, we are developing a plan	Yes, we have implemented a plan we developed	No	Don’t know
High-dosage tutoring				
Standard tutoring				
Self-paced tutoring				
On-demand online tutoring				
Other methods of tutoring				

Tutoring4. How effective has each tutoring program been in improving student outcomes during this school year?

{Display based on Tutoring_gate responses}	Not at all effective	Slightly effective	Moderately Effective	Very Effective	Extremely Effective	Don't know
High-dosage tutoring						
Standard tutoring						
Self-paced tutoring						
On-demand online tutoring						
Other methods of tutoring						

Tutoringno. Which of the following are reasons why your school has not implemented ANY tutoring at this time? *Select all that apply.* {Display if Tutoring_gate = "No tutoring..."}

- ☐ Implementing tutoring is not a priority for our school
- ☐ There are not enough students at my school who require tutoring
- ☐ Time limitations (i.e., cannot find enough time to support tutoring)
- ☐ Space limitations (i.e., do not have the physical space to support tutoring)
- ☐ Lack of educational materials to support tutoring
- ☐ Cannot find staff to support tutoring
- ☐ Lack of, or reductions in, funding to support high-dosage tutoring
- ☐ Other, please specify: _____

HDTno. Which of the following are reasons why your school has not implemented **high-dosage tutoring** at this time? *Select all that apply.* {Display if Tutoring_gate ≠ HDT AND "No tutoring"}

- ☐ Implementing high-dosage tutoring is not a priority for our school
- ☐ There are not enough students at my school who require high-dosage tutoring
- ☐ Time limitations (i.e., cannot find enough time to support high-dosage tutoring)
- ☐ Space limitations (i.e., do not have the physical space to support high-dosage tutoring)
- ☐ Lack of educational materials to support high-dosage tutoring
- ☐ Cannot find staff to support high-dosage tutoring
- ☐ Lack of, or reductions in, funding to support high-dosage tutoring
- ☐ Other, please specify: _____

SDTno. Which of the following are reasons why your school has not implemented **standard tutoring** at this time? *Select all that apply.* {Display if Tutoring_gate ≠ SDT AND "No tutoring"}

- ☐ Implementing standard tutoring is not a priority for our school
- ☐ There are not enough students at my school who require standard tutoring
- ☐ Time limitations (i.e., cannot find enough time to support standard tutoring)
- ☐ Space limitations (i.e., do not have the physical space to support standard tutoring)
- ☐ Lack of educational materials to support standard tutoring
- ☐ Cannot find staff to support standard tutoring
- ☐ Lack of, or reductions in, funding to support standard tutoring
- ☐ Other, please specify: _____

SPTno. Which of the following are reasons why your school has not implemented **self-paced tutoring** at this time? *Select all that apply.* {Display if Tutoring_gate ≠ SPT AND “No tutoring”}

- Implementing self-paced tutoring is not a priority for our school
- There are not enough students at my school who require self-paced tutoring
- Time limitations (i.e., cannot find enough time to support self-paced tutoring)
- Space limitations (i.e., do not have the physical space to support self-paced tutoring)
- Lack of educational materials to support self-paced tutoring
- Lack of, or reductions in, funding to support self-paced tutoring
- Other, please specify: _____

ODTno. Which of the following are reasons why your school has not implemented **on-demand online tutoring** at this time? *Select all that apply.* {Display if Tutoring_gate ≠ ODT AND “No tutoring”}

- ☐ Implementing on-demand online tutoring is not a priority for our school
- ☐ There are not enough students at my school who require on-demand online tutoring
- ☐ Time limitations (i.e., cannot find enough time to support on-demand online tutoring)
- ☐ Space limitations (i.e., do not have the physical space to support on-demand online tutoring)
- ☐ Lack of educational materials to support on-demand online tutoring
- ☐ Lack of, or reductions in, funding to support on-demand online tutoring
- ☐ Other, please specify: _____

Tutoring_more. We’d like to learn more about your school’s experiences **offering tutoring programs** during the 2024-25 school year. In the space below please share any other information you would like us to know on this topic.

This item is optional.

Food & Nutrition

SchLun1. As of today, how does your school provide students with breakfast and lunch?

- ☐ Students can participate in USDA School Meal programs (e.g., the National School Lunch Program, School Breakfast Program)
- ☐ Students can buy meals at school but not part of USDA School Meal programs
- ☐ All students must bring meals from home
- ☐ Don't Know

SchLun2. You indicated your school operates the USDA School Meal program. As of today, about what percentage of students in your school participate in these programs? {Display if *SchLun1* = ...Participate in USDA}

- ☐ 0% {If selected, no other *SchLun* items are displayed}
- ☐ 1-25%
- ☐ 26-50%
- ☐ 51-75%
- ☐ 76-99%
- ☐ 100%
- ☐ Don't Know

SchLun2b. How does this percentage of students you indicated in the previous item compare to the percentage of students that participated last year?

- ☐ It has decreased a lot
- ☐ It has decreased a little
- ☐ It is about the same
- ☐ It has increased a little
- ☐ It has increased a lot

SchLun12. For the 2024-25 school year, did your school collect household applications for free- or reduced-price school meals? {Display if *SchLun1* = "Students can participate in USDA..." or "Students can buy meals..."}

- ☐ Yes
- ☐ No
- ☐ Don't Know

SchLun3. As of today, how does your school operate the school lunch and/or breakfast programs? *Select all that apply.* {Display if *SchLun1* = "Students can participate in USDA..." or "Students can buy meals..."}

- ☐ Community Eligibility Provision (CEP) or other special provision
- ☐ Other option through state or local initiative that offers all students free lunches and/or breakfasts
- ☐ Standard school meal program operations
- ☐ Partnerships or sponsorships with local food organizations
- ☐ Other, please specify: _____
- ☐ Don't Know

SchLun6. How easy or difficult has it been for your school to operate USDA School Meal programs during this school year (2024-25) compared to last school year (2023-24) {Display if *SchLun1* = "Students can participate in USDA..."}

- ☐ Much more difficult

- A little more difficult
- About the same
- A little easier
- Much easier

SchLun13. What, if any, challenges have your school experienced with school meal program operations during the 2024-25 school year? *Select all that apply.* {Display if *SchLun1* = “Students can participate in USDA...” or “Students can buy meals...”}

- Decreased student participation **compared to last school year (2023-24)**
- Increased program costs
- School food service staffing shortages
- Challenges convincing parents to submit applications for free- or reduced-price meals
- Challenges processing applications for free- or reduced-price meals
- Challenges obtaining enough food, beverages and/or meal service supplies for students participating in the school meal programs
- Challenges serving specific types of foods that were planned to be on school meal program menus
- Difficulty maintaining compliance with meal pattern requirements
- Increased negative feedback or complaints about school meals from parents or students
- Other, please specify: _____
- Don’t Know
- My school has not experienced any challenges with school meal program operations this year

SchLun15. Does your school inform students or their families of the availability of the following U.S. Department of Agriculture nutrition programs?

	Yes	No
SNAP (or the Supplemental Nutrition Assistance Program, formerly known as Food Stamps)		
WIC (or the Special Supplemental Food Program for Women, Infants, and Children)		
Food Distribution Program on Indian Reservations		
Summer Meal Programs (in-person, to go, and/or delivered meals)		
Summer EBT (or Summer Electronic Benefit Transfer, also known as Sun Bucks)		
Child and Adult Care Food Program (e.g., center is reimbursed for meals and snacks provided to children in afterschool care; CACFP)		

SchLun11. We’d like to learn more about schools’ experiences **providing your students with breakfast and/or lunch**. In the space below, please share any information you would like us to know on this topic.

This item is optional.

Physical Education Programming

PhysEd1. Is a physical education course taught in any of the following grades in your school?

{Display based on responses to Grades}	Yes	No
Kindergarten		
1 st		
2 nd		
3 rd		
4 th		
5 th		
6 th		
7 th		
8 th		
9 th		
10 th		
11 th		
12 th		

PhysEd2. During the 2024-25 school year, will (or have) all, some, or none of the following types of staff attend(ed) professional development related to physical education or other strategies for integrating more physical activity into the school day?

Please include workshops, conferences, continuing education, or any other kind of in-service.

	All	Some	None
Physical education teachers or specialists			
Classroom teachers			
Other school staff			

PhysEd3. Does your school engage in any of the following physical education practices?

	Yes	No
Provide physical education teachers with a written physical education curriculum that aligns with national standards for physical education		
Require physical education teachers to follow a written physical education curriculum		
Allow other teachers to exclude students from a physical education class (e.g., to help them with classroom activities, for failure to complete classwork, because of behavior in their classroom)		
Require physical education teachers to be certified, licensed, or endorsed by the state in physical education		
Limit physical education class sizes so that they are the same size as other subject areas		
Have a dedicated budget for physical education materials and equipment		
Include students with disabilities in regular physical education courses as appropriate		
Provide adapted physical education (i.e., special courses separate from regular physical education courses) for students with disabilities as appropriate		
Allow the use of waivers, exemptions, or substitutions for physical education requirements for one grading period or longer		

PhysEd4. During the last year, has your school assessed opportunities available to students to be physically active before, during, or after school?

- ☐ Yes
- ☐ No

PhysEd5. Not including physical education courses, do teachers at your school incorporate physical activity in their classes during the school day?

- ☐ Yes
- ☐ No

PhysEd6. Not including physical education courses and classroom physical activity, does your school offer opportunities for students to be physically active **during the school day**?

Include activities like recess, lunchtime intramural activities, or physical activity clubs.

- ☐ Yes
- ☐ No

PhysEd7. Does your school offer interscholastic sports to students?

- ☐ Yes
- ☐ No

PhysEd8. Does your school offer opportunities for students to participate in organized physical activities or provide access to facilities or equipment for physical activity during the following times?

	Yes	No
Organized physical activities before the school day		
Organized physical activities after the school day		
Access to facilities or equipment before the school day		
Access to facilities or equipment after the school day		

PhysEd9. Does your school, either directly or through the school district, have a joint use agreement for shared use of the following school or community facilities?

A joint use agreement is a formal agreement between a school or school district and another public or private entity to jointly use either school facilities or community facilities to share costs and responsibilities.

	Yes	No
Physical activity or sports facilities		
Kitchen facilities and equipment		
Gardens (e.g., herb or vegetable plots)		

PhysEd10. Does your school have a written plan for providing opportunities for students to be physically active before, during, **and** after school?

This also may be referred to as a Comprehensive School Physical Activity Program plan.

- ☐ Yes
- ☐ No

PhysEd11. We'd like to learn more about schools' experiences **with physical education programming**. In the space below, please share any information you would like us to know on this topic.

This item is optional.

Arts Education Programming

ArtsEd1. Please indicate which of the following performing and visual arts, if any, are taught at your school **as standalone classes** during the regular school day during the 2024-25 school year.

If a standalone class could count in multiple categories of visual and performing arts, select the art form that is the primary subject of the class. For example, count a course on "set design," which may include aspects of visual arts and media arts, in the "drama/theater" category.

	Yes	No
Music		
Visual arts (e.g., painting, drawing, sketching, ceramics, pottery, textiles)		
Media arts (e.g., film, photography, audio/video, computer/digital arts)		
Dance		
Drama/theater		

ArtsEd2. How adequate are the following types of support for **arts instruction** at this school?

	Very inadequate	Somewhat inadequate	Somewhat adequate	Very adequate
Funding				
Facilities (e.g., classroom, storage, display)				
Materials, equipment, tools, and instruments				
Instructional time for the arts				
Number of arts specialists				
Arts professional development for teachers/specialists				
Student interest or demand				
Parent or community support				

ArtsEd3. Are students at your school **required** to take at least one performing or visual arts class while enrolled at your school? {display if any of ArtsEd1 = yes}

- ☐ Yes
- ☐ No

ArtsEd4. On average, how many hours **per week** do students enrolled in these classes receive instruction?

{Display rows based on "Yes" responses to ArtsEd1}	Less than 1 hour	1 to less than 2 hours	2 to less than 3 hours	3 to less than 4 hours	More than 5 hours
Music					
Visual arts (e.g., painting, drawing, sketching, ceramics, pottery, textiles)					
Media arts (e.g., film, photography, audio/video, computer/digital arts)					
Dance					
Drama/theater					

ArtsEd5. For each of the following subject areas, who teaches the standalone class(es) at your school? *Select all that apply.*

{Display rows based on "Yes" responses to ArtsEd1}	Full-time arts teacher or specialist	Part-time arts teacher or specialist	Classroom teacher	Artist-in-residence	Volunteer
Music					
Visual arts (e.g., painting, drawing, sketching, ceramics, pottery, textiles)					
Media arts (e.g., film, photography, audio/video, computer/digital arts)					
Dance					
Drama/theater					

ArtsEd6. Please indicate whether the following arts instructional activities are provided by your school **outside of** the regular school day during the 2024-25 school year.

	Yes	No
Individual or small-group music lessons		
Choir/band/marching band practice		
Dance lessons (e.g., lessons, team)		
Media arts lessons (e.g., film, photography, audio/video, computer/digital arts)		
School performances or presentations in the arts (e.g., concerts, plays, art shows)		
Arts-related field trips (e.g., school trips to concerts, plays, museums)		
Other instructional activities		

ArtsEd6_open. Please describe the other arts instructional activities provided by your school outside of the regular school day. {Display if ArtsEd6 = Other}

ArtsEd7. During the 2024-25 school year, does your school have (or will it have) partnerships or collaborations with any of the following entities to help meet your school’s arts education goals?

	Yes	No
Working artists		
Nonprofit arts and cultural organizations		
Nonprofit organizations NOT focused on arts and culture		
College or universities		
Local businesses		
Other partnerships or collaborations		

ArtsEd7_open. Please describe the other partnerships or collaborations. {Display if ArtsEd7 = Other}

ArtsEd8. We’d like to learn more about schools’ experiences **with arts education programming**. In the space below, please share any information you would like us to know on this topic.

This item is optional.



National Park Service Education Programming

*The following questions are about the educational programming offered by the **National Park Service (NPS)**. The NPS is a federal agency that manages all national parks and many national monuments and historic sites.*

NPS1. Were you aware that the **National Park Service (NPS)** provides educational programming for students?

- ☐ Yes, I was aware the NPS provides educational programming

- No, I was not aware that the NPS provides educational programming

NPS2. During the 2024-25 school year, which of the following NPS educational programs, if any, will (or have) classes at your school participate(d) in? *Select all that apply.*

- ☐ Field trip to an NPS location (e.g., a national park or a national historic site) with a ranger-led program
- ☐ Self-guided field trip to NPS location (e.g., a national park or a national historic site)
- ☐ NPS ranger visiting classrooms at your school
- ☐ Online, interactive distance learning with an NPS ranger (e.g., “live” lessons)
- ☐ NPS pre-recorded online lessons
- ☐ NPS online resources/materials (e.g., live webcams, lesson plans, resource kits, etc.)
- ☐ Classes at my school will (or have) not participate(d) in any of these NPS programs during the 2024-25 school year

NPS3. Which of the following are reasons why your school has not participated in NPS educational programming? *Select all that apply.* {Display if NPS2 = “Classes at my school will (or have) not...”}

- ☐ Using this programming is not a priority for our school
- ☐ Restrictions on what can be included in our curriculum
- ☐ Time limitations
- ☐ Lack of teacher awareness
- ☐ Lack of teacher interest
- ☐ Lack of student interest
- ☐ Lack of parental/guardian support
- ☐ Lack of funding
- ☐ Inability to arrange transportation to NPS location(s)
- ☐ Distance to NPS location(s)
- ☐ Lack of district-level support
- ☐ Other, please specify: _____

NPS4. How interested are YOU in the following NPS educational programs for your school?

	No interest	Slight interest	Moderate interest	A lot of interest
Field trip to an NPS location (e.g., a national park or a national historic site) with a ranger-led program				
Self-guided field trip to NPS location (e.g., a national park or a national historic site)				
NPS ranger visiting classrooms at your school				
Online, interactive distance learning with an NPS ranger (e.g., “live” lessons)				
NPS pre-recorded online lessons				
NPS online resources/materials (e.g., live webcams, lesson plans, resource kits, etc.)				

School Facilities

Fac22_c. How long ago was the last major **renovation** to your school's instructional building(s)?

- ☐ We have **never** had a major renovation to the school's instructional building(s)
- ☐ One or more of our instructional building(s) is **currently** under major renovation
- ☐ Within the last calendar year
- ☐ More than 1 year but less than 3 years ago
- ☐ More than 3 years but less than 5 years ago
- ☐ More than 5 years but less than 10 years ago
- ☐ More than 10 years but less than 20 years ago
- ☐ More than 20 years ago
- ☐ Don't know

Fac23_c. How long ago was the last major building **replacement or addition** made to your school?

- ☐ We have **never** had a major building replacement or addition
- ☐ We are **currently** undergoing a major building replacement or addition
- ☐ Within the last calendar year
- ☐ More than 1 year but less than 3 years ago
- ☐ More than 3 years but less than 5 years ago
- ☐ More than 5 years but less than 10 years ago
- ☐ More than 10 years but less than 20 years ago
- ☐ More than 20 years ago
- ☐ Don't know

Fac22_c. How long ago was the last major **renovation** to your school's main instructional building?

- ☐ We have **never** had a major renovation to the school's main instructional building
- ☐ Our main instructional building is **currently** under major renovation
- ☐ Within the last calendar year
- ☐ More than 1 year but less than 3 years ago
- ☐ More than 3 years but less than 5 years ago
- ☐ More than 5 years but less than 10 years ago
- ☐ More than 10 years but less than 20 years ago
- ☐ More than 20 years ago
- ☐ Don't know

Fac25. Overall, what is the physical condition of each of the building features listed below for your school's **main instructional building**? Please refer to the rating scale below to inform your selection for each building or part of a building's feature listed.

Excellent: new or easily restorable to "like new" condition; only minimal routine maintenance required.

Good: some preventive maintenance and/or corrective repair required.

Fair: ~~fails to~~Does not meet ~~code or~~ functional ~~requirement~~requirements in some cases; ~~failure(s) are~~
~~inconvenient~~; extensive corrective maintenance and repair required.

Poor: consistent substandard performance; failure(s) are disruptive and costly; ~~fails most code and functional~~
~~requirements~~; requires constant attention, ~~renovation, or replacement~~. ~~Major~~major corrective repair or overhaul
required.

Needs Replacement: non-operational, replacement required.

	Needs Replacement	Poor	Fair	Good	Excellent
Roofs					
Floors					
Foundation					
Exterior walls, windows, or doors					
Interior walls, ceilings, or doors					
Plumbing					
Heating, ventilation, and/or air conditioning system(s)					
Electrical power					
Indoor lighting					
Exterior lighting					

Fac26. Does your school have a formal way for teachers or staff to raise concerns about the condition of the building or classrooms?

- ☐ Yes
- ☐ No

Fac27. Overall, how would you rate the indoor air quality at your school?

- ☐ Excellent
- ☐ Good
- ☐ Fair
- ☐ Poor

Fac28. Which of the following types of cooling systems are used at your school? *Select all that apply.*

- ☐ Central air conditioning
- ☐ Individual thermostat-controlled cooling systems in certain rooms
- ☐ Window air conditioning ~~units~~unit(s)
- ☐ Portable air conditioning unit(s)
- ☐ Ceiling ~~fans~~fan(s)
- ☐ Other ~~fans~~fan(s) (e.g., box fans, standalone fans)
- ☐ Dehumidifiers or evaporative coolers
- ☐ Other, please specify: _____
- ☐ No types of cooling systems are used at my school

Fac29. Does your school's main instructional building have **central heating**?

- ☐ Yes, throughout the entire building
- ☐ Yes, in some but not all rooms
- ☐ No

Fac30. Can the windows at your school be easily opened and closed?

- ☐ Yes, all windows
- ☐ Yes, somebut not all windows
- ☐ No

Fac31. Does your school have high-speed internet available to students?

- ☐ Yes, only in some rooms of the school buildings
- ☐ Yes, across all school grounds and buildings
- ☐ Yes, within all school buildings but not on all school grounds
- ☐ Yes, across all school grounds and buildings
- ☐ Yes, only in some rooms of the school buildings
- ☐ No

Fac32. Is your school building(s) adequate for the size of your student population?

- ☐ Yes
- ☐ No

Fac_more. We'd like to learn more about schools' **building facilities and amenities**. In the space below, please share any information you would like us to know on this topic.

This item is optional.

Technology (Digital Literacy & AI + Artificial Intelligence)

AI1a. ~~Has your school~~ For this school year, please indicate whether the following groups were provided professional development or training to teachers from your school or staff district on the use of artificial intelligence (AI)?

Artificial Intelligence (AI) is a machine-based system that can make predictions, recommendations, or decisions through analysis in an automated manner.

~~Yes~~

No

	All	Only some	None	Don't know
Teachers				

Non-teaching staff				
Administrators				

⊖

AI1b. Which of the following topics are addressed in the AI training provided by your school or district?

Select all that apply. {Display if AI1a = Yes "All" or "Only some" to at least one row}

- ☐ What is AI
- ☐ How to use AI to automate administrative tasks
- ☐ How to use AI to create tailored educational materials for students
- ☐ How to use AI to supplement instruction
- ☐ How to use AI to develop **diagnostic** assessments for students
- ☐ How to use AI to develop **formative** assessments for students
- ☐ How to teach students about and how to use AI
- ☐ Types of assignments where students are likely to **appropriately** use AI
- ☐ Types of assignments where students are likely to **inappropriately** use AI (i.e., cheating)
- ☐ How to identify student plagiarism conducted with AI
- ☐ Ethical or equity concerns around the use of AI
- ☐ Identifying misinformation that can be produced by AI
- ☐ Other, please specify: _____

☐ Don't know

AI2. How many teachers at your school use AI for the following tasks?

	None	A few	Several	Most	All	Don't know
Creating lesson plans						
Administrative tasks						
Creating tailored educational materials for students						
Supplementing instruction						
Creating diagnostic assessments						
Creating formative assessments						
Grading and feedback						

AI3. Does your school have access to any AI-based tutoring systems?

These systems may be referred to as Intelligent Tutoring Systems (ITS) or computer-aided instruction.

- ☐ Yes
- ☐ No

☐ Don't know

AI4a. Does your school ~~(or district)~~ have a written policy on students' use of AI in school?

This may be a (e.g., standalone policy, or incorporated into ~~an~~ academic honesty policy, or ~~incorporated in a~~ responsible use of technology policy-)?

- ☐ Yes
- ☐ No
- ☐ Don't know

AI4b. How familiar are you with your school or district policy on students' use of AI in school? {Display if

AI4a = Yes}

- ☐ Not at all familiar
- ☐ Slightly familiar
- ☐ Somewhat familiar
- ☐ Moderately familiar

- o Extremely familiar

AI4c. Are you aware of any plans by your school (or district) to develop a policy about students' use of AI in school? {Display if AI4a = No}

- o Yes
- o No

AI5. Please indicate whether the following topics regarding AI are taught to ~~your~~ students at your school.

	<u>YesAll</u>	<u>NoOnly some</u>	<u>None</u>	<u>Don't know</u>
Technical knowledge around the use of AI				
Ethical/appropriate uses of AI				
Identifying misinformation that can be produced by AI				
<u>Other topics regarding AI</u>				

AI5 open. Please indicate what other topics regarding AI are taught to students at your school. {Display if AI5 "Other" = "All" or "Only some"}

AI6a. Do any teachers at your school use software to identify whether a student's work has been AI-generated?

- o Yes
- o No
- o Don't know

AI6b. Are any of the following reasons why your school does not use this kind of software? *Select all that apply.* {Display if AI6a = No; "No" or "Don't know"}

- o We were not aware this type of software existed
- o We do not have access to this kind of software
- o We are concerned about the accuracy of the software
- o Teachers at my school would not use this kind of software even if we had access to it
- o Other, please specify: _____

AI7. How concerned are ~~you~~YOU about the following ~~issues related to the use of AI in schools~~?

	Not concerned	Slightly concerned	Somewhat concerned	Moderately concerned	Extremely concerned
Lack of guidance on using AI <u>at your school</u>					
Data privacy <u>Sharing of student and/or teacher data with AI systems (e.g., personally-identifiable information, work products)</u>					
Potential for bias in AI					

Inserted Cells

Inserted Cells

Availability of AI-focused professional development for your teachers and staff					
Teachers at your school's capability to effectively use AI					
Students at your school's capability to effectively use AI in the classroom or on assignments					
Students at your school's potential to misuse AI in the classroom or on assignments					

AI8. To what extent do you agree or disagree with the following statements regarding the use of AI in education?

“Integrating AI tools into teaching and learning will...”

	Strongly disagree	Moderately disagree	Neither agree nor disagree	Moderately agree	Strongly agree
enable students at my school to develop better critical thinking skills					
lead to better educational outcomes for students at my school					
enable teachers at my school to be more effective educators					
enable teachers at my school to be more relevant with today's teaching and learning needs					
make life easier for teachers at my school					

AI9. When it comes to their education, how favorable or unfavorable is your view of your school's students using AI?

- ☐ Very unfavorable
- ☐ Somewhat unfavorable
- ☐ Neither unfavorable nor favorable
- ☐ Somewhat favorable
- ☐ Very favorable

AI10. When it comes to their job duties, how favorable or unfavorable is your view of your school's teachers using AI?

- ☐ Very unfavorable
- ☐ Somewhat unfavorable
- ☐ Neither unfavorable nor favorable
- ☐ Somewhat favorable
- ☐ Very favorable

DL1. Does your school offer training on digital literacy for your students?

Digital literacy refers to being able to use technology to find, evaluate, organize, create, and communicate information.

- ☐ Yes
- ☐ No

DL1b. Is this training at your school part of a formal digital literacy curriculum? {Display if DL1 = Yes}

- ☐ Yes
- ☐ No

DL6. Which grade levels in your school are offered digital literacy instruction? (Display if *DL1* = Yes)

(Display rows based on responses to Grades)	Yes	No
Kindergarten		
1st		
2nd		
3rd		
4th		
5th		
6th		
7th		
8th		
9th		
10th		
11th		
12th		

DL4. What instructional model does your school use for digital literacy instruction? *Select all that apply.* (Display if *DL1* = Yes)

- ☐ Library or Media Lab (i.e., taught by a librarian, media specialist, computer teacher, etc.)
- ☐ Core Subject Embedded (i.e., taught as part of core subjects, such as English language arts, social studies, math, and/or science)
- ☐ Elective Subject
- ☒ Health, Wellness, and SEL (i.e., is integrated into social-emotional learning, health and wellness, character education, and/or sex education)
- ☐ After-school program
- ☐ Other, please specify: _____

DL5. Please indicate whether your digital literacy instruction aligned to any of the following sets of standards. (Display if *DL1* = Yes)

	Yes	No
State standards		
District standards		
Other set of standards		

DL5open. Please identify the other set of digital literacy standards. (Display if *DL5* = Yes to "other...")

DL3. Does your school offer training on digital literacy for your students' families?

- ☒ Yes
- ☐ No
- ☐ Don't Know

Tech1a. For the 2024–25 school year, does your school have a 1-to-1 computing program that provides every student a school-issued [device](#) (e.g., laptop², tablet)?

- ☐ Yes
- ☐ No

Tech2a **Tech1b.** Which type of device is available for these students? *Select all that apply.* {Display if Tech1a = Yes}

- ☐ Laptop
- ☐ Tablet
- ☐ Other device, please specify: _____

Tech1c. During the 2024–25 school year, is it a practice of when can most students bring their device home? {Display if Tech1a = Yes}

- ☐ Students are **not allowed** to bring their device home
- ☐ Only when they have assignments that require the device
- ☐ On school days
- ☐ On school days and weekends

Tech2a. Does your school ~~to prohibit non-academic use of cell phones or smartphones~~ district have a policy on students' cell phone usage during school hours?

- ☐ Yes
- ☐ No

Tech3a **Tech2b.** Which of the following best describes ~~the cell phone policy for students at your school?~~ school's or district's policy on students **having** their cell phones in the classroom? {Display if Tech2a = Yes}

- ☐ ~~In all circumstances, students are allowed to~~ Students can have their cell phones during all classes
- ☐ ~~In some circumstances, students are allowed to~~ Each teacher decides whether students can have their cell phone during class
- ☐ Students cannot have their cell phones during any classes
- ☐ ~~In all circumstances, students are not allowed to have their cell phones~~
- ☐ ~~We do not have a cell phone policy for students~~

Tech3b

Tech2c. Please indicate whether students are allowed, based on your school's or district's policy, to use their cell phones in the following situations. {Display if Tech3a = "In some circumstances,..." } Tech2a = Yes}

	Yes	No	Not applicable – this is not a situation my students can experience
<u>During instructional time, for academic purposes</u>			
During meal periods (i.e., breakfast, lunch)			
During “free periods”			
Between periods			
During extracurricular activities			
Outside of school buildings while still on school grounds			
<u>In the school office</u> <u>Other situations not listed above</u>			

Tech3a. Does your cell phone policy also apply to smartwatches? {Display ~~Tech4. To what extent, if any,~~ Tech2a = Yes}

- ☐ Yes, the same policy applies to smartwatches and cell phones
- ☐ No, smartwatches have a separate policy
- ☐ No, we have no policy around smartwatches

Tech3b. In general, how does the policy differ between smartwatches and cell phones? {Display if Tech3a = "... separate policy"}

- ☐ The policies around smartwatches are **more** restrictive than they are for cell phones
- ☐ The rules around smartwatches are **less** restrictive than they are for cell phones

Tech3c. Does your school or district have a policy on students' smartwatch usage during school hours? {Display if Tech2a = "No"}

- ☐ Yes
- ☐ No

Tech4. Please indicate how students at your school have been negatively impacted by cell phone use in the following areas?

	No negative impactNegatively	Limited negativeNo impact	Moderate negative impactPositively	Severe negative impact
Academic performance				
Mental health (socioemotional health)				
Attention span				

DL1. Does your school offer training on digital literacy for your students?

Please include standalone digital literacy courses or training, as well as the integration of digital literacy into other subject areas.

Digital literacy refers to being able to use technology to find, evaluate, organize, create, and communicate information.

- ☐ Yes
- ☐ No

DL1b. Is this training at your school part of a formal or structured digital literacy curriculum? {Display if DL1 = Yes}

- ☐ Yes
- ☐ No

DL6. Which grade levels in your school are offered digital literacy instruction? {Display if DL1 = Yes}

{ Rows display based on responses to Grades}	Yes	No
Kindergarten		
1 st		
2 nd		
3 rd		
4 th		
5 th		
6 th		
7 th		
8 th		

9 th		
10 th		
11 th		
12 th		

DL4. How do your students receive digital literacy instruction? *Select all that apply.* {Display if *DL1* = Yes}

- ☐ In library or media lab (i.e., taught by a librarian, media specialist, computer teacher)
- ☐ Embedded in core subject(s) (i.e., taught as part of core subjects, such as English language arts, social studies, math, and/or science)
- ☐ Embedded in elective subject(s)
- ☐ Embedded in health, wellness, and/or SEL (i.e., is integrated into social-emotional learning, health and wellness, character education, and/or sex education)
- ☐ In after-school program(s)
- ☐ Other, please specify: _____

DL5. Please indicate whether your digital literacy instruction aligned to any of the following sets of standards. {Display if *DL1* = Yes}

	Yes	No
State standards		
District standards		
Other set of standards		

DL5open. Please identify the other set of digital literacy standards. {Display if *DL5* = Yes to "other..."}

DL3. Does your school offer training on digital literacy for your students' families?

- ☐ Yes
- ☐ No
- ☐ Don't Know

Tech_more. We'd like to learn more about your school's experiences with **artificial intelligence, digital literacy, and students' cell phone use.** In the space below please share any other information you would like us to know on this topic.

This item is optional.

School Pulse Panel

January 2025 Survey

[School Demographics | Introduction](#)

{Do not display section if answered in a previous month}

SchType. Which of the following best describes this school?

- ☐ REGULAR school – elementary or secondary
- ☐ SPECIAL PROGRAM EMPHASIS school – such as a science or math school, performing arts school, talented or gifted school, foreign language immersion school, etc.
- ☐ SPECIAL EDUCATION school – primarily serves students with disabilities
- ☐ CAREER/TECHNICAL/VOCATIONAL school – primarily serves students being trained for occupations
- ☐ ALTERNATIVE/OTHER school – offers a curriculum designed to provide alternative or nontraditional education; does not specifically fall into the categories of regular, special program emphasis, special education, or vocational school. Please specify: _____

College and Career Readiness

{Display this section AdvC1a and CCP items if 9th grade or above is selected in Grades=9th, 10th, 11th, and/or 12th}

AdvC1a. Does your school offer Advanced Placement (AP), Pre-Advanced Placement (Pre-AP), International Baccalaureate (IB), or dual enrollment courses?

- ☐ Yes
- ☐ No
- ☒ ~~Don't Know~~
- ☐ This type of coursework is not applicable to students at my school

AdvC1b. How many advanced courses are taught in your school? {Display if AdvC1a = Yes}

	Number of courses	We do not offer this program at our school	Don't know
Advanced Placement (AP)			
Pre-Advanced Placement (Pre-AP)			
International Baccalaureate (IB)			
Dual enrollment			

Deleted Cells

AdvC1c. To the best of your knowledge, what percentage of students at your school are enrolled in advanced coursework?

<small>{Display based on > 0 responses to AdvC1b}</small>	Percentage of students	Don't know
Advanced Placement (AP)		
Pre-Advanced Placement (Pre-AP)		
International Baccalaureate (IB)		
Dual enrollment		

CCP1. To the best of your knowledge, what percentage of students in your school participate in the following:

	Percentage of students	We do not offer this	Don't know
Work-based learning opportunities			
Workforce credential training program (postsecondary recognized credential)			
Personalized career and academic plan			
Career and technical education (CTE) program			

CCP2. Does your school have a college and career readiness plan or goal?

- ☐ Yes
- ☐ No
- ☐ Don't know

CCP3. Using the responses below, fill in the sentence that best describes your school: "My school does a(n) _____ job preparing students for college."

- ☐ Poor
- ☐ Fair
- ☐ Good
- ☐ Very good
- ☐ Excellent
- ☐ Not applicable

CCP4. Using the responses below, fill in the sentence that best describes your school: "My school does a(n) _____ job preparing students for the workforce."

- ☐ Poor
- ☐ Fair
- ☐ Good
- ☐ Very good
- ☐ Excellent
- ☐ Not applicable

CCP5. Do graduation requirements at your school include college and career milestones?

- ☐ Yes
- ☐ No
- ☐ Don't know
- ☐ Not applicable – my school does not graduate students from high school

CCP6. Are graduation requirements at your school aligned to public postsecondary admissions requirements?

- ☐ Yes
- ☐ No
- ☐ Don't know
- ☐ Not applicable – my school does not graduate students from high school

CCP7. Does your school employ any of the following staff to support college and career readiness?

Select all that apply.

- ☐ Work-based learning coordinator
- ☐ Career advisors
- ☐ Counselors
- ☐ Workforce intermediary
- ☐ Other, please specify: _____
- ☐ We do not employ any staff to support college and career readiness
- ☐ Don't know
- ☐ Not applicable

CCP8. Does your school offer career and technical education?

- ☐ Yes
- ☐ No
- ☐ Don't know
- ☐ Not applicable

CCP9. To what degree does your school counseling office use your students' college and career readiness data to inform their work and outreach to students and their families?

- ☐ Never
- ☐ Rarely
- ☐ Sometimes
- ☐ Often
- ☐ Always
- ☐ Don't know
- ☐ Not applicable

CCP10. Does your school partner with any of the following for your CTE program? *Select all that apply.*

{Display if CCP1, "CTE program 'Percentage of students'" > 0}

- ☐ Other school districts or local education agencies
- ☐ Technical or magnet schools within our school district
- ☐ Community or technical colleges
- ☐ Four-year college or university
- ☐ Other, please specify: _____

CCP_more. We'd like to learn more about schools' experiences with **college and career readiness**. In the space below, please share any information you would like us to know on this topic.

This item is optional.

Sources of Information

SOI1a. When deciding on whether to write, implement, or revise a program or policy at your school, how often do you use the following sources of information?

	Never	Sometimes	Often	Always
Education-focused peer reviewed journal articles or empirical studies				
Education-focused news articles or blogs				
Education-focused podcasts or other digital media				
Data from your school, district, institution, and/or state				
Your own experience and expertise				
Colleague input, feedback, or consultation				
Other schools or districts				
Feedback and concerns from students				
Feedback and concerns from parents or community members				
Professional organizations or technical assistance resources				
Other source of information				

SOI1a_open. What other source of information do you use? !Display if SOI1a "Other" ≠ Never

SOI1b. Please identify the top three most important sources of information you rely on when deciding on whether to write, implement, or revise a program or policy at your school.

- Education-focused peer reviewed journal articles or empirical studies
- Education-focused news articles or blogs
- Education-focused podcasts or other digital media
- Data from your school, district, institution, and/or state
- Your own experience and expertise
- Colleague input, feedback, or consultation
- [Other schools or districts](#)
- Feedback and concerns from students
- Feedback and concerns from parents or community members
- Professional organizations or technical assistance resources
- Other source of information

- _____ 1st most important
- _____ 2nd most important
- _____ 3rd most important

SOI2. To what extent do you agree or disagree with the following statements that describe the current environment for you and the leadership team in your school?

Research evidence is the [information or evidence produced by research. This could include information or evidence result of empirical studies, which may be found in reports, journal articles, and research summaries, as well as research evidence or embedded in practice tools and assessments.](#)

	Strongly disagree	Moderately disagree	Neither agree nor disagree	Moderately agree	Strongly agree
We have sufficient access to research evidence					
We have adequate time to access and review research evidence					
There are formal processes to help us engage critically with different information sources					
There are processes in place to support collaborative learning					

SOI3. Please rate your confidence level for the following statements-

: [“When deciding about a program or policy at my school, I feel confident that I have the knowledge and skills to...”](#)

	Not at all confident	Somewhat confident	Mostly confident	Very confident
find research evidence to inform practice, policy, or program development				
evaluate the quality of research				
interpret the results of research				
apply research evidence to practice, policy, or program development				
design evaluations of practices, policies, or programs				
partner with others to generate research evidence				

SOI_more. We’d like to learn more about **the information schools use** to inform policies and practices at their school. In the space below, please share any information you would like us to know on this topic.

This item is optional.

Family Engagement

ParEng1. Which of the following methods, if any, does your school use to engage with parents? *Select all that apply.* families during this school year.

	<u>Daily</u>	<u>Weekly</u>	<u>Twice a month</u>	<u>Monthly</u>	<u>Less than monthly</u>	<u>Never</u>
<u>Open house/back to school nights</u>						
<u>Parent-teacher conferences</u>						
<u>Collaboration with parent organizations (e.g., PTA/ PTO/ PTSA, engagement-focused groups)</u>						
<u>Contact with individual families (e.g., through phone calls, text messages, emails, a dedicated app)</u>						
<u>School-wide communication with families (e.g., newsletters/emails, social media posts, website updates)</u>						
<u>Family input survey(s) from the school or district</u>						
<u>Events held during school hours that families can attend</u>						
<u>Events held outside school hours that families can attend</u>						
<u>Provide opportunities for families to volunteer at the school</u>						
<u>Other method or event not mentioned above</u>						

ParEng10. Does your school require families to participate in a certain number of hours/events during this school year?

☐ Yes

☐ No

- ☐ Email
- ☐ Phone
- ☐ Web or phone-based applications
- ☐ In-person meetings
- ☐ Parent-teacher associations or organizations
- ☐ At-home visits
- ☐ Other, please specify: _____
- ☐ None of the above
- ☐ Don't know

ParEng2. Do you have a parent/family engagement specialist or outreach worker at your school? This may be a school or district employee or an employee designated to serve in this role.

- ☐ Yes
- ☐ No

ParEng2b. Approximately how much time does this person spend working on duties associated with this position at your school? *{Display if ParEng2 = Yes}*

- ☐ This is their full-time job at our school
- ☐ About ¾ of their time
- ☐ About ½ of their time
- ☐ About ¼ of their time
- ☐ Less than ¼ of their time

ParEng5. Which of the following methods, if any, does your school use to increase family engagement?

*[Responses will be derived from responses to the open-ended item *ParEng5_open*, which appeared in the August 2024 survey.]*

ParEng6. Approximately what percentage of students at your school have families you would characterize as “actively engaged” with the school?

_____ percent of students with actively engaged families

ParEng7. Overall, how easy or difficult is it to engage your students’ families with your school?

- ☐ Very difficult
- ☐ Somewhat difficult
- ☐ Somewhat easy
- ☐ Very easy

ParEng8. How responsive are families to your school’s efforts to increase their involvement with the student’s education?

- Not at all responsive
- Somewhat responsive
- Mostly responsive
- Completely responsive

ParEng9. To what extent, if any, do the following factors limit your school’s efforts to engage families?

	Limits in a major way	Limits in a minor way	Does not limit
Lack of interest from families			
Lack of ability from families Family constraints (e.g., work schedule conflicts, transportation , childcare)			
Lack of staff that can focus on family engagement			
Lack of or inadequate funding to support family engagement			
Language barriers between families and your school			

ParEng_more. We’d like to learn more about schools’ **strategies to engage parents**. In the space below, please share any information you would like us to know on this topic.

This item is optional.

School Pulse Panel

February 2025 Survey

Concerns

ParCon24 1-1. How many **parents/guardians**, if any, have expressed concerns about the following during the 2024-25 school year?

	I have not heard this concern expressed by parents/guardians	Only one or two parents/guardians have expressed this concern	Several parents/guardians have expressed this concern	Many parents/guardians have expressed this concern
The school's ability to meet their child's academic needs				
The school's ability to meet their child's developmental needs (e.g., speech development, behavioral development)				
Threats or acts of violence by other students in the school				
Bullying and/or cyberbullying				
Their child's mental health				
Reliable transportation to and from school				
The availability of extra-curricular activities for their children				
The availability of academic assistance and/or enrichment offerings outside of regular school hours (e.g., after-school programs, summer programs)				
The availability of academic assistance offerings during regular school hours (e.g., tutoring, pull-out services)				
Issues related to staffing shortages (e.g., increased class sizes, disruptions or reductions in student services)				
Quality of communication from the school				
School curriculum				

Confilter. 1-2 Are you the principal, assistant/vice principal, or some other similar position, at your school?

- ☐ Yes, principal or similar position
- ☐ Yes, assistant/vice principal or similar position
- ☐ No, please specify: _____

AdmnCon24 1-3. What level of concern do YOU have about the following issues during the 2024-25 school year? {Display if Confilter ≠ No}

	No concern	Slightly concerned	Somewhat concerned	Moderately concerned	Extremely concerned
Students meeting academic standards					
Students meeting developmental milestones (e.g., speech development, behavioral development)					
Threats or acts of violence by students in the school					
Bullying and/or cyberbullying					
The mental health of STUDENTS at your school					
Reliable transportation to and from school for students					
The availability of extra-curricular activities for students					
The availability of academic assistance and/or enrichment offerings outside of regular school hours (e.g., after-school programs, summer programs)					
The availability of academic assistance offerings during regular school hours (e.g., tutoring, pull-out services)					
Issues related to staffing shortages (e.g., increased class sizes, staff doing work outside their intended duties)					
The mental health of TEACHERS or STAFF at your school					
YOUR own mental health					
The influence of individuals or groups outside of your school or district on school curriculum					

Con24_more 1-4. We’d like to learn more about the concerns you have heard around your school during the 2024-25 school year. In the space below, please share any other information you would like us to know on this topic.

This item is optional.

State Assessment Perceptions

SA_math 3-1. Does your school participate in state-mandated testing for mathematics?

- ☐ Yes
- ☐ No

SA1 3-2. To what extent do you agree or disagree with the following statements related to the main state-mandated **mathematics** test that your students will be given during the 2024-25 school year? {Display if SA_math = Yes}

	Strongly disagree	Somewhat disagree	Neither agree nor disagree	Somewhat agree	Strongly agree	Don't know
Results from state-mandated mathematics tests will provide useful data to inform classroom instruction						
I support use of the current statewide tests to measure student mastery of state mathematics standards						
The work we will do to prepare our students for the state-mandated mathematics test will take time away from other more important classroom work						
The state-mandated mathematics test will not accurately measure the ability of students with IEPs						
The state-mandated mathematics test will not accurately measure the ability of English Learner (EL/ELL/ESL) students						

SA2 3-3. What impact, if any, do you think the COVID-19 pandemic and its lingering effects will have on your students' performance on state-mandated mathematics testing **this school year**? {Display if SA_math = Yes}

- ☐ No negative impact
- ☐ Small negative impact
- ☐ Moderate negative impact
- ☐ Large negative impact
- ☐ Don't know

SA_ELA 3-4. Does your school participate in state-mandated testing for English language arts (ELA) and literacy?

- ☐ Yes
- ☐ No

SA3 3-5. To what extent do you agree or disagree with the following statements related to the main state-mandated **ELA/literacy** test that your students will be given during the 2024-25 school year? {Display if SA_ELA = Yes}

	Strongly disagree	Somewhat disagree	Neither agree nor disagree	Somewhat agree	Strongly agree	Don't know
Results from state-mandated ELA/literacy tests will provide useful data to inform classroom instruction						
I support use of the current statewide tests to measure student mastery of state ELA/literacy standards						
The work we will do to prepare our students for the state-mandated ELA/literacy test will take time away from other more important classroom work						
The state-mandated ELA/literacy test will not accurately measure the ability of students with IEPs						
The state-mandated ELA/literacy test will not accurately measure the ability of English Learner (EL/ELL/ESL) students						

SA4 3-6. What impact, if any, do you think the COVID-19 pandemic and its lingering effects will have on your students' performance on state-mandated ELA/literacy testing **this school year**? {Display if SA_ELA = Yes}

- ☐ No negative impact
- ☐ Small negative impact
- ☐ Moderate negative impact
- ☐ Large negative impact
- ☐ Don't know

SA5. What challenges, if any, has your school had related to state-mandated testing? *Select all that apply.* {Display if SA1 or SA3 = "Yes"}

- ☐ [Inadequate resources or materials for effective test preparation](#)
- ☐ [Insufficient materials or resources for testing](#)
- ☐ [Inadequate technology for testing](#)
- ☐ [Physical space constraints for administering tests](#)
- ☐ [Disruptions to students' engagement in class or activities due to testing](#)
- ☐ [Disruptions to regular classes or activities due to staff covering testing](#)

- [o Securing accommodations for students with diverse learning needs](#)
- [o Other, please specify:](#)
- [o We have not experienced any challenges related to state-mandated testing](#)

SA_more 3-7. We'd like to learn more about schools' experiences with state assessments. In the space below, please share any other information you would like us to know on this topic. {Display if SA_math OR SA_ELA = Yes}

This item is optional.

Climate Impacts on Educational Operations

CI1. Please indicate whether your school has enacted any of the following strategies designed to reduce greenhouse gas emissions during the 2024-25 school year.

	Yes	No	Don't know
Energy efficiency measures (e.g., changing to more efficient fixtures or equipment)			
On-site use of energy generated by renewable power (i.e., solar, wind, geothermal)			
Purchase of off-site energy generated by renewable power (i.e., solar, wind, geothermal)			
Transportation efficiency measures			
Waste reduction, recycling, reuse, and/or composting			
Other ways to reduce greenhouse gas emissions			

CI1open. Please identify the other ways to reduce greenhouse gas emissions that are used by your school. {Display if CI1 = other}

CI2a. Does your school (or district) have a written strategic plan for greenhouse gas emissions reduction?

- ☐ Yes
- ☐ No
- ☐ Don't know

CI2b. How familiar are you with your school or district's plan for greenhouse gas emissions reduction? {Display if CI2a = Yes}

- ☐ Not at all familiar
- ☐ Slightly familiar
- ☐ Somewhat familiar
- ☐ Moderately familiar
- ☐ Extremely familiar

CI3a. Does your school have a designated staff person working on reducing greenhouse gas emissions?

This role is sometimes referred to as a Sustainability Coordinator.

- ☐ Yes
- ☐ No

CI3b. Approximately how much time does this person spend working on duties associated with this position at your school? *{Display if CI3a = Yes}*

- ☐ This is their full-time job at our school
- ☐ About $\frac{3}{4}$ of their time
- ☐ About $\frac{1}{2}$ of their time
- ☐ About $\frac{1}{4}$ of their time
- ☐ Less than $\frac{1}{4}$ of their time

CI4. During the 2024-25 school year, has your school received requests from students or families to reduce greenhouse gas emissions?

- ☐ Yes
- ☐ No

CI5. Is environmental science offered as a dedicated standalone course at your school? {Display if Grades = 5th or above}

- ☐ Yes
- ☐ No

CI6a. Please indicate whether the following environmental topics are included in any curriculum or instruction at your school.

	Yes	No	<u>Don't know</u>
Energy efficiency			
Renewable energy			
Transportation			
Waste reduction, recycling, reuse, and/or composting			
Grounds and the outdoors			
Atmospheric science			
Earth systems			
Food systems			
Conservation education			
Climate change			
Careers in environmental science or related fields (i.e., green and blue careers)			

Inserted Cells

CI6b. ~~During the 2024-25 school year, on average, how much instructional time does (or will) each student receive on environmental topics?~~ {Display if any of CI6a = Yes}

- ~~☐ 0-2 hours~~
- ~~☐ 3-5 hours~~
- ~~☐ 6-10 hours~~
- ~~☐ 10-20 hours~~
- ~~☐ More than 20 hours~~
- ~~☐ Don't know~~

CI7. Does your school conduct any environmentally focused civic engagement activities?

These activities could include things like service learning, community service, or action projects.

- ☐ Yes
- ☐ No

CI9. Does your school have an environmental education graduation requirement? {Display if Grades = 11th or 12th}

- ☐ Yes
- ☐ No
- ☐ Not applicable – we do not graduate students

CH10. Have any teachers at your school received professional development on environmental education?

- ☐ Yes
- ☐ No

CH11a. Please indicate whether your school has experienced any of the following severe environmental or weather events since ~~December 2023~~February 2024.

	Yes	No
Extreme heat		
Extreme cold		
Extreme storms (e.g., hurricane, tornado)		
Poor air quality due to an environmental event		
Other severe environmental or weather events		

CH11aopen. Please identify the other severe environmental or weather events your school has experienced since ~~December 2023~~February 2024. {Display if CH11a = “Yes” to “Other”}

CH11b

CH11heat. Please indicate if ~~severe environmental or weather events~~extreme heat has resulted in any of the following disruptions to learning since ~~December 2023~~February 2024. {Display if any of CH11a “extreme heat” = “Yes” to “Other”}

	Yes	No
Loss of at least one day but less than 1 school week of instructional hours		
Loss of more than 1 school week of instructional hours		
Reduction in classroom space due to closed classrooms		
Increase in student absenteeism		
Increase in teacher or staff absenteeism		
Other disruption to learning		

CH11bopenCH11cold. Please ~~identify~~indicate if extreme cold has resulted in any of the ~~other learning~~ following disruptions: to learning since February 2024. {Display if CH11bany of CH11a “extreme cold” = “Yes” to “Other”}

	Yes	No
<u>Loss of at least one day but less than 1 school week of instructional hours</u>		
<u>Loss of more than 1 school week of instructional hours</u>		
<u>Reduction in classroom space due to closed classrooms</u>		
<u>Increase in student absenteeism</u>		
<u>Increase in teacher or staff absenteeism</u>		

CH11storm. Please indicate if **extreme storms** have resulted in any of the following disruptions to learning since February 2024. {Display if any of CH11a "extreme storms" = "Yes"}

	<u>Yes</u>	<u>No</u>

<u>Loss of at least one day but less than 1 school week of instructional hours</u>		
<u>Loss of more than 1 school week of instructional hours</u>		
<u>Reduction in classroom space due to closed classrooms</u>		
<u>Increase in student absenteeism</u>		
<u>Increase in teacher or staff absenteeism</u>		

CH11aq. Please indicate if **poor air quality due to an environmental event** has resulted in any of the following disruptions to learning since February 2024. {Display if any of CH11a "poor air quality due to an environmental event" = "Yes"}

	<u>Yes</u>	<u>No</u>
<u>Loss of at least one day but less than 1 school week of instructional hours</u>		
<u>Loss of more than 1 school week of instructional hours</u>		
<u>Reduction in classroom space due to closed classrooms</u>		
<u>Increase in student absenteeism</u>		
<u>Increase in teacher or staff absenteeism</u>		

CH11c. Please indicate whether any of the following events at your school have experienced the following issues due to severe weather since December 2023-February 2024. {Display if any of CH11a = Yes}

	<u>Yes</u>	<u>No</u>
Flooding in a school building		
Flooding on school grounds		
Wildfires that reach school grounds		
Loss of water in a school building		
Loss of electrical power in a school building for half a day or more		
Equipment malfunctioning or replacements needed		
School building closures		
Unsafe/unhealthy indoor and outdoor environmental quality		
Other issues		

CH11copen. Please identify the other issues. {Display if CH11c = "Yes" to "Other"}

--

--

Mental Health and Well-Being

MH_ly 1-1a. Did you work at [SCHOOL NAME] prior to this school year?

- ☐ Yes
- ☐ No

*The following items focus on mental health services provided to **STUDENTS** during the 2024-25 school year.*

MH1 1-1b. During the 2024-25 school year, which of the following, if any, school-based mental health services have been provided to STUDENTS? *Select all that apply.*

- ☐ Outreach (e.g., a screening of all students for mental health concerns)
- ☐ Case management (e.g., identifying and coordinating mental health support for individual students)
- ☐ Needs assessment (e.g., evaluating the gaps in resources for an individual student's well-being)
- ☐ Individual-based intervention (e.g., providing one-on-one counseling or therapy to student)
- ☐ Group-based intervention (e.g., providing services to a group of students who are all seeking help for the same issue)
- ☐ Family-based intervention (e.g., providing resources to caregivers for supporting their student's health)
- ☐ Telehealth delivery (e.g., meeting between mental service provider and students via video or phone at school)
- ☐ External referrals (e.g., referring students to mental health professionals outside of school)
- ☐ Other, please specify: _____
- ☐ We have not provided any school-based mental health services during the 2024-25 school year

MH22 1-2. Approximately what percentage of students at your school utilize **school-based** mental health services? {Display if *MH1* ≠ "We have not provided any..."}
_____ percent of students

MH2 1-3. Who provides the formal mental health services offered at your school? *Select all that apply.*

{Display if *MH1* ≠ "We have not provided any..."}

- ☐ School- or district-employed licensed mental health professional (e.g., school psychologist, social worker)
- ☐ School counselor (e.g., academic or general counselor)
- ☐ School nurse
- ☐ Outside practice or program that provides services at your school (e.g., university programs, contracted services)
- ☐ Other, please specify: _____

MH23a 1-4a. Did your school implement any changes to the daily or yearly academic calendar in order to mitigate potential mental health issues for students and staff during the COVID-19 pandemic (school years 2020-21 through 2022-23)? *{Display if MHly = Yes}*

Include actions like designating time during the school day to focus on mental wellness and adding designated days off for students and staff to focus on their mental health. Please do not include changes due to physical health concerns.

- ☐ Yes
- ☐ No

MH23b 1-4b. For the 2024-25 school year, are you still implementing any of these actions? *{Display if MH23a = Yes}*

- ☐ Yes, these changes have become part of our regular daily or yearly academic calendar
- ☐ Yes, but we have reduced the amount of time or number of days dedicated to mitigating mental health concerns
- ☐ No, our daily or yearly academic calendar has reverted back to the pre-COVID era

MH24 1-5. During the 2024-25 school year, has your school done (or will it do) any of the following to support students' social/emotional/mental well-being? *Select all that apply.*

- ☐ Created new positions to support student social/emotional/mental well-being
- ☐ Encouraged existing staff to support student social/emotional/mental well-being
- ☐ Added student classes to support social/emotional/mental well-being
- ☐ Created or expanded a program to support student social/emotional/mental well-being
- ☐ Offered guest speakers to support student social/emotional/mental well-being
- ☐ Offered professional development to train teachers to support student social/emotional/mental well-being
- ☐ Held assemblies to support student social/emotional/mental well-being
- ☐ Created community events and partnerships to support student social/emotional/mental well-being
- ☐ Other, please specify: _____
- ☐ We have not implemented any practices or procedures designed to support student social/emotional/mental well-being

MH12a 1-6. To what extent do you agree or disagree with the following statement: "My school is able to effectively provide mental health services to all students in need."

- ☐ Strongly disagree
- ☐ Moderately disagree
- ☐ Neither agree nor disagree
- ☐ Moderately agree
- ☐ Strongly agree

MH12b 1-7. Which of the following factors, if any, limit your school's efforts to effectively provide mental health services to all students in need? *Select all that apply.*

- ☐ Inadequate access to licensed mental health professionals
- ☐ Insufficient mental health professional staff coverage to manage caseload
- ☐ Inadequate funding
- ☐ Potential legal issues for school or district (e.g., malpractice, insufficient supervision, confidentiality)
- ☐ Concerns about reactions from parents
- ☐ Lack of community support for providing mental health services to students in your school
- ☐ Requirements that the school pay for the mental health services
- ☐ Reluctance among school staff to label students with mental health disorders to avoid stigmatizing the child
- ☐ Other, please specify: _____
- ☐ My school has not experienced any limitations to effectively providing mental health services to all students in need

MH25 1-8. For the 2024-25 school year, which of the following sources of funding, if any, have been used to support mental health services for students? *Select all that apply.*

- ☐ Federal grants or other federal programs
- ☐ State grants or other state programs
- ☐ District or school financial funding
- ☐ Partnerships or sponsorships with organizations
- ☐ Other, please specify: _____
- ☐ None of the above
- ☐ Don't know

MH26 1-9. In which of the following areas related to accessing/utilizing federal funds for student support services, if any, has your school experienced challenges? *Select all that apply.* {display if MH25= "federal grants or..."}

- ☐ Grant execution
- ☐ Distribution of funds
- ☐ Documentation of funds usage
- ☐ Needs analysis
- ☐ Other, please specify: _____
- ☐ We have not experienced any challenges in these areas
- ☐ Don't know

*The following items focus on mental health services provided to **STUDENTS** compared to last school year (2023-24).*

MH27 1-10. Compared to last school year (2023-24), how has the percentage of students who have sought school-based mental health services changed? {Display if MH1y = Yes}

- ☐ It has decreased a lot
- ☐ It has decreased a little
- ☐ It has remained the same
- ☐ It has increased a little
- ☐ It has increased a lot

MH28 1-11. Compared to last school year (2023-24), how has the amount of school-based mental health services **provided** to students changed? {Display if MHly = Yes}

- ☐ It has decreased a lot
- ☐ It has decreased a little
- ☐ It has remained the same
- ☐ It has increased a little
- ☐ It has increased a lot

MH29 1-12. Compared to last school year (2023-24), how has the percentage of staff expressing concerns with students exhibiting depression, anxiety, trauma, or emotional dysregulation/disturbance changed? {Display if MHly = Yes}

- ☐ It has decreased a lot
- ☐ It has decreased a little
- ☐ It has remained the same
- ☐ It has increased a little
- ☐ It has increased a lot

*The following items focus on mental health services provided to **STAFF** during the 2024-25 school year.*

MH30 1-13. During the 2024-25 school year, which of the following, if any, mental health services are available to **staff**? *Select all that apply.*

- ☐ Group-based or peer support interventions
- ☐ Referrals to mental health services outside of school
- ☐ Mental health-related professional development
- ☐ Regular staff self-assessments
- ☐ Proactive outreach to staff members
- ☐ Employee assistance programs (EAPs) that have a mental health component
- ☐ Other, please specify: _____
- ☐ There are no mental health services available for staff

MH31 1-14. For the 2024-25 school year, which of the following sources of funding, if any, have been used to support mental health services for staff? *Select all that apply.*

- ☐ Federal grants or other federal programs
- ☐ State grants or other state programs
- ☐ District or school financial funding
- ☐ Partnerships or sponsorships with organizations
- ☐ Other, please specify: _____
- ☐ None of the above
- ☐ Don't know

*The following items focus on mental health services available to **STAFF** compared to the last school year (2023-24).*

MH32 1-15. Compared to last school year (2023-24), how has the amount of mental health services available to staff changed? {Display if MHfy = Yes}

- ☐ It has decreased a lot
- ☐ It has decreased a little
- ☐ It has remained the same
- ☐ It has increased a little
- ☐ It has increased a lot

MH33 1-16. Compared to last school year (2023-24), how has the percentage of staff expressing concerns with themselves or their colleagues exhibiting depression, anxiety, trauma, or emotional dysregulation/disturbance changed? {Display if MHfy = Yes}

- ☐ It has decreased a lot
- ☐ It has decreased a little
- ☐ It has remained the same
- ☐ It has increased a little
- ☐ It has increased a lot

MH_more 1-17. We'd like to learn more about schools' experiences with **student and staff mental health during the 2024-25 school year**. In the space below, please share any other information you would like us to know on this topic.

This item is optional.

Drug Overdose Prevention

DOP1 2-1. ~~Does your school~~ Are all, some, or district provide formal training to ~~none of the~~ teachers and staff ~~at your school trained~~ on how to recognize the signs of a potential drug overdose?

- ☐ ~~Yes~~
- ☐ ~~No~~
- ☐ ~~All of the teachers and staff at my school are trained to recognize signs of a potential drug overdose~~
- ☐ ~~Some of the teachers and staff at my school are trained to recognize signs of a potential drug overdose~~
- ☐ ~~None of the teachers and staff at my school are trained to recognize signs of a potential drug overdose~~
- ☐ ~~Don't know~~

DOP2 2-2. Please ~~During this school year, please~~ indicate whether your school included (or will include) information about the dangers of fentanyl in the following:

	Yes	No
Classroom instruction		
Assemblies/guest speakers held during school hours		
Events for students held outside of school hours		
Events for families held outside of school hours		
Other		

DOP2_open 2-3. Please describe the other ways that information about the dangers of fentanyl have been shared. ~~{Display if DOP2_5 "Other" = Yes}~~

DOP3 2-4. Is naloxone (Narcan[®]) kept at your school?

Naloxone is a medication that can reverse an overdose from opioids—including heroin, fentanyl, and prescription opioid medications—when given in time.

- ☐ Yes
- ☐ No

DOP4a 2-5DOP4. Are ~~any~~ all, some, or none of the following ~~individuals~~ at your school trained to administer naloxone? ~~Select all that apply.~~ (Narcan[®])?

- ☐ ~~School nurse or nurse's aide~~
- ☐ ~~Mental health professional~~
- ☐ ~~School security personnel (i.e., School Resource Officers [SRO], sworn law enforcement officers, or other security officers)~~
- ☐ ~~Classroom teachers~~
- ☐ ~~Non-teaching staff (e.g., tutors, coaches, support staff)~~
- ☐ ~~Administrative staff~~
- ☐ ~~Students~~
- ☐ ~~Other, please specify: _____~~
- ☐ ~~No one at my school is trained to administer naloxone~~

DOP4b 2-6. Are all or only some of these individuals trained to administer naloxone?

{Rows display based on responses to DOP#4}	All	Only some	<u>None</u>	<u>Don't know</u>	<u>Not applicable</u>
School nurses or nurse's aides					
Mental health professional					
School security personnel (i.e., School Resource Officers [SRO], sworn law enforcement officers, or other security officers)					
Classroom teachers					
Non-teaching staff (e.g., tutors, coaches, support staff)					
Administrative staff					
Students					
<u>Other school personnel</u>					

Inserted Cells

Inserted Cells

Inserted Cells

DOP4 open. Please tell us the other people at your school that are trained to administer naloxone (Narcan®).

--

DOP5 2- 7. During this school year, has anyone from your school administered naloxone (Narcan®) on school grounds or at school-sponsored events?

- ☐ Yes
- ☐ No

School and District Vaccine Requirements

Your school nurse or other school medical personnel may be able to assist with the following questions about vaccine requirements and documentation.

Vac1 3-1. When does your school or district collect information from families about students' vaccination information about your studentsstatus? *Select all that apply.*

- ☐ During initial enrollment or registration
- ☐ At the start of each academic year
- ☐ After the student reaches the age of a required immunization
- ☐ At regular intervals throughout the school year
- ☐ Before specific events, such as school field trips and sports activities
- ☐ As needed, such as when health concerns or outbreaks occur
- ☒ Not applicable, our students' vaccine information is maintained by an outside organization (e.g., health department, state agency)
- ☐ Other, please specify: _____
- ☐ Not applicable, we do not collect this information

Vac2 3-2. How doesWhich of the following are acceptable ways for students' vaccination status to be reported to your school collect vaccination information about your students?or district? *Select all that apply.* {Display if Vac1 ≠ not applicable}

- ☐ Paper forms completed bySelf-report from families
- ☒ Digital forms submitted through an online portal

- ☐ Family-held vaccination/immunization record card
- ☐ Unsigned report from a health care provider
- ☐ Signed report from a health care provider
- ☐ Direct communication with healthcare providers
- ☐ Electronic health records integrated with school systems (e.g., Immunization Information System)
- ☐ Other, please specify: _____

Vac3-3-3. Who at your school ~~is responsible for making sure that~~ determines if students ~~are up to date on their~~ have the necessary documentation for all required vaccinations? Select all that apply. {Display if Vac1 ≠ not applicable}

- ☐ School nurse or nurse's aide
- ☐ Principal
- ☐ Administrative staff other than the principal (e.g., front office staff, registrar, student services)
- ☐ School counselor
- ☐ District-level staff
- ☐ Local or ~~district level~~ state health officials
- ☐ School volunteer
- ☐ Other staff, please specify: _____

Vac4 3-4. What does your school do if a student ~~is has~~ not ~~up to date on their~~ provided documentation that they have received all required vaccinations? Select all that apply.

- ☐ Notify families about the vaccination requirements
- ☐ Provide information on where to obtain vaccinations
- ☐ Student is given a "grace period" of a set number of days to provide complete documentation
- ☐ Student is offered an exemption from school vaccination requirements (e.g., for religious or health reasons)
- ☐ Student is allowed to attend school with proof of a vaccine appointment
- ☐ Restrict the student's participation in certain activities or events
- ☐ ~~Temporarily exclude~~ Exclude the student from school until they provide documentation that they have received all required vaccinations ~~are up to date~~
- ☐ Implement a formal disciplinary review process
- ☐ Report the situation to local health authorities
- ☐ ~~Other~~ Something else, please specify: _____

~~Vac5 3-5~~Vac5a. How does your school ~~provide information~~ or district communicate to families about required vaccines? Select all that apply.

- ☐ Direct communication with families (e.g., emails, phone calls)
- ☐ Newsletters or other handouts
- ☐ ~~Offer~~ Through on-site vaccination clinics or services
- ☐ Information sessions with healthcare professionals
- ☐ ~~Discussions at~~ School meetings or events (e.g., parent-teacher conferences, open house, back-to-school night)
- ☐ Dedicated campaigns (e.g., posters around the school)
- ☐ School website and social media
- ☐ Other, please specify: _____
- ☐ We do not communicate with families about required vaccines

Vac5b. What information does your school or district communicate to families about vaccines? Select all that apply. {Display if Vac5a ≠ "We do not..."}

- ☐ Vaccination requirements
- ☐ Vaccination exemption procedures
- ☐ Recommended vaccination schedules for vaccines that are not required for school entry
- ☐ Vaccination information from the Centers for Disease Control and Prevention (CDC)
- ☐ Vaccination information from local or state health departments
- ☐ Information about potential vaccine providers
- ☐ Vaccination events
- ☐ Other, please specify: _____

Vac6a 3-6. How easy or difficult has it been for you to get **all** students at your school to ~~be up-to-date~~ receive their required vaccinations for the 2024-25 school year?

- ☐ Very easy
- ☐ Somewhat easy
- ☐ Somewhat ~~difficult~~ Very difficult
- ☐ Very difficult

Vac6b 3-7. What barriers has your school faced in getting all students at your school to receive their required vaccinations? Select all that apply.

- ☐ Lack of access to vaccination services or clinics
- ☐ Insufficient communication with parents or guardians
- ☐ Limited school resources or funding for vaccination programs
- ☐ Inadequate tracking and follow-up systems
- ☐ Language or cultural barriers affecting vaccination compliance

Families concerned about vaccine safety ~~Vac6b 3-7~~

- ☐ _____
- ☐ Refusal from families to vaccinate their child(ren) for religious or philosophical reasons
- ☐ Inadequate access to transportation
- ☐ Other, please specify: _____
- ☐ We have not faced any barriers getting all students to receive their required vaccinations

Vac7a. How easy or difficult has it been for your school to get required ~~vaccine records~~ vaccination status documentation for **all** students at your school?

- ☐ Very easy
- ☐ Somewhat easy
- ☐ Somewhat difficult
- ☐ Very difficult
- ~~☐ Very easy~~
- ~~☐ Somewhat easy~~
- ~~☐ Somewhat difficult~~
- ~~☐ Very difficult~~

~~Vac7a~~ **Vac7b 3-8.** What barriers, if any, has your school experienced when collecting required vaccination records for all students? Select all that apply.

- ☐ Insufficient communication with parents or guardians
- ☐ Inadequate student tracking and follow-up systems
- ☐ Limited school resources or funding for vaccination programs

- ☐ Reluctance from families to share medical data with schools
- ☐ Family language or cultural barriers affecting vaccination ~~compliance~~ documentation requirements
- ☐ ~~Families concerned about vaccine safety or misinformation~~
- ☐ ~~Resistance or reluctance from families to vaccinate their children for reasons other than safety or misinformation~~
- ☐ Other, please specify: _____
- ☐ We have not faced any barriers getting required vaccination records for all students

Vac7b 3-9. What barriers has your school faced in getting all students up to date on their vaccinations?

Select all that apply.

- ☐ ~~Lack of access to vaccination services or clinics~~
- ☐ ~~Insufficient communication with parents or guardians~~
- ☐ ~~Resistance or reluctance from families to vaccinate their children~~
- ☐ ~~Limited school resources or funding for vaccination programs~~
- ☐ ~~Inadequate tracking and follow-up systems~~
- ☐ ~~Language or cultural barriers affecting vaccination compliance~~
- ☐ ~~Concerns about vaccine safety or misinformation~~
- ☐ Other, please specify: _____
- ☐ We have not faced any barriers getting required vaccination records for all students up to date on their vaccinations

⊖

Vac8 3-10. Does your school or district provide families with information about eligibility or enrollment in the following programs?

	Yes	No
Vaccines for Children (VFC) Program		
Medicaid		
<u>Children's Health Insurance Program (CHIP)</u>		
Free or reduced cost vaccinations for students		

Vac9 3-11**Vac9a.** Does your school or district have partnerships with any of the following public health agencies to promote or provide vaccinations for your students? *Select all that apply.*

- ☐ Local health department
- ☐ State health department
- ☐ Federal health agencies (e.g., Center for Disease Control, Department of Health and Human Services)
- ☐ Community health clinics
- ☐ Non-profit health organizations
- ☐ Other, please specify: _____
- ☐ We do not have partnerships with any public health agency to promote or provide vaccinations to our students

Vac9b. What kind of support does your school or district receive from your partnerships with public health agencies? {Display if Vac9a ≠ "We do not..."}

- ☐ [Informational resources to share with families](#)
- ☐ [In-person education at school events](#)
- ☐ [School-located vaccination events](#)
- ☐ [Vaccination events at other community locations](#)
- ☐ [Other, please specify: _____](#)

Vac10a. [During this school year, has your school or district held any vaccination events for students?](#)

- ☐ [Yes, at our school](#)
- ☐ [Yes, at a location other than our school](#)
- ☐ [No](#)

Vac10b. [Which vaccines were offered at these events? *Select all that apply.*](#) ~~Vac10 3-12.~~ [To what extent do you agree or disagree with the following statement: “My school should be responsible for promoting vaccinations to all of our students.”](#)

[{Display if Vac10a ≠ No}](#)

- ☐ [Measles, mumps, and rubella \(MMR\)](#)
- ☐ [Diphtheria-Tetanus-Pertussis \(DTaP\)](#)
- ☐ [Polio](#)
- ☐ [Varicella](#)
- ☐ [Influenza](#)
- ☐ [COVID-19](#)
- ☐ [Other vaccine, please specify: _____](#)
- ☐ [Don't know](#)
- ☒ [Strongly disagree](#)
- ☒ [Disagree](#)
- ☒ [Neither agree nor disagree](#)
- ☒ [Agree](#)
- ☒ [Strongly agree](#)

Vac11 3-13. [To what extent do you agree or disagree with the following statement: “My school should be responsible for promoting preventative health activities ~~other than~~ \(e.g., \[annual well visits\]\(#\), vaccinations \(e.g., \[health screenings\]\(#\), healthy eating, physical activity, adequate sleep\) to our students.”](#)

- ☐ [Strongly disagree](#)
- ☐ [Moderately disagree](#)
- ☐ [Neither agree nor disagree](#)
- ☐ [Moderately agree](#)
- ☐ [Strongly agree](#)
- ☒ [Strongly disagree](#)
- ☒ [Disagree](#)
- ☒ [Neither agree nor disagree](#)
- ☒ [Agree](#)
- ☒ [Strongly agree](#)

Transportation

{Display section if *Inper_Resp* or *Inper* = Yes}

Tran_gate- Please indicate which of the following modes of transportation are available for your students to travel to and from school.

	Yes, this mode of transportation is available to our students	No, this mode of transportation is not available to our students
By school bus		
By public transportation (e.g., subway, metro, city bus)		
By bike, scooter, skateboard, or other similar means		
By walking to or from school		
By being dropped off/picked up by car (e.g., by family member, carpool, or rideshare/taxi)		
By driving their own car		
Other		

Tran1. [On a typical school day, approximately what percentage of your students travel to and from school using the following modes of transportation?](#) {Display responses based on *Tran_gate* = Yes}

If a student takes multiple modes of transportation during their commute, count only the mode of transportation they spend the most time on when estimating percentages. For example, if a student rides the subway for 25 minutes and then walks the last 5 minutes to get to school, count them in the "By public transportation" estimate.

Percentages must add up to 100%

▪ By school bus	%
▪ By public transportation (e.g., subway, metro, city bus)	%
▪ By bike, scooter, skateboard, or other similar means	%
▪ By walking to school	%
▪ By being dropped off/picked up by car	%
▪ By driving their own car	%
▪ Other	%

Tran2. Are there sidewalks on the streets immediately surrounding your school?

- ☐ Yes, on all streets
- ☐ Yes, on some streets
- ☐ No

Tran3. Are there school zones in the area immediately surrounding your school?

- ☐ Yes
- ☐ No

Tran4a. Is there a crossing guard(s) working on the streets immediately surrounding your school?

- ☐ Yes
- ☐ No

Tran4b. When is there a crossing guard(s) available to assist students? {Display if Tran4a = Yes}

- ☐ Every day before AND after school
- ☐ Every day only before school
- ☐ Every day only after school
- ☐ Some days before AND after school
- ☐ Some days only before school
- ☐ Some days only after school
- ☐ Other, please specify: _____

Tran11a. Is free or subsidized public transportation offered to students? {Display if Tran_gate = By public transportation}

- ☐ Yes, to all students
- ☐ Yes, to some students
- ☐ No

Tran11b. Which of the following sources of funding have been used to provide free or subsidized public transportation to students? *Select all that apply.* {Display if Tran11a ≠ No} = “Yes to all students” OR “Yes, to some students”}

- ☐ Federal grants or other federal programs
- ☐ State grants or other state programs
- ☐ City, county or other local grants or other city, county, or local programs
- ☐ District or school financial funding
- ☐ Other, please specify: _____
- ☒ ~~None of the above~~
- ☐ Don't know

Tran5_v2. Which of the following traffic calming measures, if any, immediately surround your school? *Select all that apply.*

- ☒ *Traffic calming measures are intended to encourage drivers to reduce speed.*
- ☒ ~~Speed humps/tables~~
- ☒ ~~Speed safety cameras~~

- ☐ Raised intersection crossings or other crosswalk visibility enhancements
- ☐ Mid-block crossings with pedestrian hybrid beacons or rapid rectangular flashing beacons
- ☐ Mid-block crossings without pedestrian hybrid beacons or rapid rectangular flashing beacons
- ☐ Curb extensions
- ☐ Chicanes (diversions or shifts in vehicle travel lanes in order to reduce vehicle speeds)
- ☐ Other, please specify: _____
- ☐ There are not traffic calming measures immediately surrounding our school

Speed humps/tables




Speed safety cameras



Raised intersection crossings or other crosswalk visibility enhancements



Mid-block crossings with pedestrian hybrid beacons or rapid rectangular flashing beacons



oMid-block crossings without pedestrian hybrid beacons or rapid rectangular flashing beacons



oCurb extensions



oChicanes (diversions or shifts in vehicle travel lanes in order to reduce vehicle speeds)



oOther, please specify: _____

oThere are no traffic calming measures immediately surrounding our school

o

Tran6_v2. ~~Which~~What, if any, types of ~~the following~~ bike infrastructure immediately surround your school? *Select all that apply.*

- ☐ ~~Sharrow (painted lane marking indicating that bicycles and vehicles share a travel lane)~~
- ☐ ~~Bike Lane with a painted stripe~~
- ☐ ~~Buffered Bike Lane (i.e., painted buffer, bollard buffer)~~
- ☐ ~~Protected Bike Lane (i.e., median/curb-separated, parking separating car and bike lanes)~~
- ☐ ~~Shared use path, off street Bike Lane, or other trail~~
- ☐ ~~Raised/grade separated intersection crossings~~
- ☐ ~~Bike light (time separated crossing)~~
- ☐ ~~Other, please specify: _____~~

~~We have no bike infrastructure surrounding our school~~

○ [Sharrow \(painted lane marking indicating that bicycles and vehicles share a travel lane\)](#)



○ [Bike Lane with a painted stripe](#)



○ [Buffered Bike Lane \(i.e., painted buffer, bollard buffer\)](#)



○ [Protected Bike Lane \(i.e., median/curb separated, parking separating car and bike lanes\)](#)



[○ Shared use path, off-street Bike Lane, or other trail](#)



[○ Raised/grade separated intersection crossings](#)



[○ Bike light \(time separated crossing\)](#)



[○ Other, please specify: _____](#)

[○ We have no bike infrastructure surrounding our school](#)

⊖

Tran7a_v2. Which of the following bicycle parking [types](#) are available on your school grounds? *Select all that apply.*

- ☐ Bicycle racks
- ☐ Bicycle lockers

- ☐ Other, please specify: _____
- ☐ Bicycle parking is not available on school grounds

Tran7c. Which of the following types of **Tran7b.** Is the bicycle racks are available parking at your school? Select all that apply. adequate to accommodate the number of people who bike to your school?
{Display if Tran7a_v2 = Bicycle racks} = Yes}

- ☐ Yes
- ☐ No

Tran8. Please indicate whether PARENTS/GUARDIANS have reported the following as barriers to their children walking, biking, or using other non-automotive means to commute to school.

	Yes	No
<u>Lack of safety measures (e.g., sidewalks, crossing guards) on the commute to school</u>		
<u>Distance from home to school</u>		
<u>Traffic conditions on the commute</u>		
<u>Weather</u>		
<u>Crime around school</u>		
<u>Child's age</u>		
<u>Other, please specify: _____</u>		

Tran9. To what extent do you agree or disagree with the following statement: "Traffic patterns around my school pose a threat to my students' physical safety while commuting to school."

- ☐ Strongly disagree
- ☐ Moderately disagree
- ☐ Neither agree nor disagree
- ☐ Moderately agree
- ☐ Strongly agree
- ☐ Bicycle racks that are mounted into the ground and hold the bicycle firmly
- ☐ Bicycle racks that are mounted into the wall and hold the bicycle firmly
- ☐ Bicycle racks that do not adequately secure the bicycle (e.g., bicycle racks that are not mounted, racks that do not allow bicycle locks, etc.)

Other, please specify: _____

Tran10. To what extent do you agree or disagree with the following statement: "Crime around my school poses a threat to my students' physical safety while commuting to school."

- ☐ Strongly disagree
- ☐ Moderately disagree
- ☐ Neither agree nor disagree
- ☐ Moderately agree
- ☐ Strongly agree

⊖

Tran13. What is the furthest distance students travel to your school?

- Less than 1 mile
- 1 to less than 5 miles
- 5 to less than 20 miles
- 20 miles or more

Tran14. To what extent do you agree ~~or~~for disagree with the following statement: “If the areas around my school had safer walking or biking infrastructure, more of my students would walk or bike to school.”

This infrastructure may include improved sidewalks, separated bicycle lanes, or additional traffic calming measures.

- Strongly disagree
- Moderately disagree
- Neither agree nor disagree
- Moderately agree
- Strongly agree

Tran15. Which of the following concerns have your students or their families expressed about traveling by school bus during the 2024-25 school year? *Select all that apply.* {Display if Tran_gate = By school bus}

- ☐ Not available when needed
- ☐ Unreasonable travel times
- ☐ Unreliable
- ☐ Safety
- ☐ Accessibility or accommodations for students with disabilities
- ☐ Other, please specify: _____
- ☐ We have not heard any concerns about students traveling by school bus

Tran16. What level of concern do you have about the following risks to your students' safety commuting to and from school?

	No concern	Slightly concerned	Somewhat concerned	Moderately concerned	Extremely concerned
Vehicle operating speeds on the roads surrounding your school					
Reckless driving					
Volume of traffic on roads surrounding your school					
Number of lanes students cross to get to school					
Visibility at crossing					
Proximity of crossing to your school					
Crime around the school					

Tran17. How familiar are you with the requirements listed in the *Elementary and Secondary Education Act* (ESEA) to support transportation for students living outside of their original district due to their experiencing homelessness?

- ☐ Not at all familiar
- ☐ Slightly familiar
- ☐ Moderately familiar
- ☐ Very familiar

~~Tran1719-open. Please tell us what you know about the Elementary and Secondary Education Act (ESEA) requirements to support transportation for students living outside of their original district due to their experiencing homelessness or foster care? {Display if Tran17# Not at all familiar}~~

Tran18. ~~De~~Does your school or district have a way of identifying students experiencing homelessness who are eligible for transportation provisions under ESEA?

- ☐ Yes
- ☐ No
- ☐ Don't know

Tran19. How familiar are you with the requirements listed in ESEA to support transportation for students living outside of their original district due to their **being in foster care**?

- ☐ Not at all familiar
- ☐ Slightly familiar
- ☐ Moderately familiar
- ☐ Very familiar

Tran20. ~~De~~Does your school or district have a way of identifying students in foster care who are eligible for transportation provisions under ESEA?

- ☐ Yes
- ☐ No
- ☐ Don't know

Tran21. Does your school or district have a person ~~who is~~ persons responsible for coordinating transportation for your students experiencing homelessness or foster care?

- ☐ Yes
- ☐ No
- ☐ Don't know

~~**Tran21-open.** Tell us about the person who is responsible for coordinating transportation for your students experiencing homelessness or foster care including their position and whether they coordinate for students experiencing homelessness, foster care, or both?~~

Tran22. Does your school or district coordinate with your local child welfare agency to ensure your student(s) in foster care remain in their school of origin if it is determined it is in the best interest of the student?

- ☐ Yes
- ☐ No – my school does not have students in foster care
- ☐ No – my school does have students in foster care, but the school or district does not coordinate with the local child welfare agency

StaffVac tran. Please enter the following information on staffing at your school.

Please enter the number of staff and vacancies. Count each part-time position as 1. For example, if your have 3 full-time tutors and 2 part-time tutors, count this as 5 in the "Total number of positions at my school" column.

Please enter only numbers in the first two columns. For "total number of positions", include positions that are filled and that are currently vacant. For "number of vacancies", enter '0' if your school offers the position and is fully staffed.

	<u>Total number of positions at my school (filled + vacant)</u>	<u>Number of vacancies</u>	<u>This position is not offered at my school</u>	<u>Don't know</u>
<u>Transportation staff</u>				

HP6 tran. As of today, do you feel your school is understaffed in transportation staff?

{Display based on >0 responses in StaffVac_tran}

- ☐ Yes
- ☐ No

Housing Instability

Hins1a. Have ~~you~~**YOU** received training by ~~the~~**your** school or district to identify students experiencing homelessness?

- ☐ Yes
- ☐ No

Hins1b. Did ~~any~~**all, some, or none** of the following staff at your school receive training ~~by the~~**from your** school or district to identify students experiencing homelessness?

	Yes— all All	Yes— Only some Only some	No None	This position is not offered at my school
Other school administrators (excluding yourself)				
Teachers				
Guidance counselors				
<u>Social workers</u>				
Homeless liaisons				
Other Staff				

Hins2. How effective has the training you attended been at strengthening your school's ability to serve students ~~experience~~**experiencing** homelessness? {Display if Hins1a = yes}

- ☐ Not at all effective
- ☐ Slightly effective
- ☐ Moderately Effective
- ☐ Very Effective

Hins3. To what extent do you agree or disagree with the following statement: "My school is able to effectively identify students who may be experiencing homelessness."?

- ☐ Strongly disagree
- ~~Disagree~~
- Moderately disagree
- ☐ Neither agree nor disagree
- ~~Agree~~Moderately agree
- ☐ Strongly agree

Hins4. Compared to last school year (2023-24), how has the percentage of students at your school who are experiencing homelessness changed?

- ☐ It has decreased a lot
- ☐ It has decreased a little
- ☐ It has remained the same
- ☐ It has increased a little
- ☐ It has increased a lot
- ☐ Not applicable – my school did not have any students experiencing homelessness this year or last

School Preparedness and Safety Procedures

Prep1 2-1. How often does your school update its emergency operations plan (EOP)?

- ☐ Never
- ☐ Only after an emergency occurs
- ☐ Every few years
- ☐ Annually
- ☐ Twice a year
- ☐ More than twice a year

Prep2 2-2. How often does your school collaborate with local public/private health agencies to evaluate the school's emergency prevention measures?

- ☐ Never
- ☐ Only after an emergency occurs
- ☐ Every few years
- ☐ Annually
- ☐ Twice a year
- ☐ More than twice a year

Prep3 2-3. How often do you send communications to parents about emergency operations plans?

- ☐ Never
- ☐ Annually
- ☐ Monthly
- ☐ Twice a month
- ☐ Weekly

Prep4 2-4. Please indicate whether your school receives input from any of the following local community partners regarding your emergency operation plan.

	Yes	No
Healthcare providers (e.g., local physicians, nurses)		
Law enforcement groups (e.g., local police or bureau of investigation)		
Local or state department of health representatives		
Local media groups		
Local emergency management services		
Local social services providers		
Other, please specify: _____		

Prep5 2-5. Does your school website include a page where parents/guardians can review the school's emergency operations plan, response protocols, and/or procedures?

- ☐ Yes
- ☐ No

Prep6 2-6. Does your school have a dedicated person who is responsible for coordinating and managing emergency preparedness?

- ☐ Yes
- ☐ No

CS3 2-7a. Does your school have a written plan (e.g., emergency operations plans (EOP)) that describes procedures to be performed in the following scenarios?

	Yes	No
Active Shooter		
Natural disasters (e.g., earthquakes, tornadoes)		
Hostages		
Bomb threats or incidents		
Chemical, biological, or radiological threats or incidents (e.g., release of mustard gas, anthrax, smallpox, or radioactive materials)		
Suicide threats or incidents		
Pandemic disease		
Post-crisis reunification of students with their families		

CS3a 2-7b. How often does your school review each of the following written plans with staff?

{Display rows CS3a selections}	Never	Only after an emergency	Every few years	Annually	Twice a year	More than twice a year
Active Shooter						
Natural disasters (e.g., earthquakes, tornadoes)						
Hostages						
Bomb threats or incidents						
Chemical, biological, or radiological threats or incidents (e.g., release of mustard gas, anthrax, smallpox, or radioactive materials)						
Suicide threats or incidents						
Pandemic disease						
Post-crisis reunification of students with their families						

CS4a 2-8a. During the 2024-25 school year, has your school drilled (or will it drill) students on the use of the following emergency procedures or drills?

	Yes	No
Evacuation (i.e., students and staff are required to leave the building due to an incident)		
Lockdown (i.e., securing the school building and grounds during incidents that pose an immediate threat of violence)		
Shelter-in-place (i.e., students and staff are required to remain indoors because it is safer inside the building or a room than outside)		

Active assailant drill (i.e., a real-time simulation of someone on campus who poses a serious threat of violence)

CS4b 2-8b. How often does (or will) your school drill students in these emergency procedures?

{Display based on responses to CS4a}	Every other school year or less frequently	Once a school year	Twice a school year	3-5 times a school year	6 – 8 times a school year	Nine or more times a school year
Evacuation (i.e., students and staff are required to leave the building due to an incident)						
Lockdown (i.e., securing the school building and grounds during incidents that pose an immediate threat of violence)						
Shelter-in-place (i.e., students and staff are required to remain indoors because it is safer inside the building or a room than outside)						
Active assailant drill (i.e., a real-time simulation of someone on campus who poses a serious threat of violence)						

CS13 2-9. How prepared do you feel your school is to deal with the following emergency events?

	Very prepared	Somewhat prepared	Somewhat unprepared	Very unprepared
Active shooters				
Active armed individuals with a weapon other than a firearm				
Intruders (e.g., unauthorized persons entering the premises)				
Shooting threats (e.g., in-person verbal threats, threats made via social media)				
Bomb threats or incidents				
Suicide threats or incidents				
Pandemic diseases				
Natural disasters (e.g., earthquakes, tornadoes, hurricanes, floods, wildfires)				
Inclement weather (e.g., extreme heat, snowstorms, ice storms)				
Chemical or industrial hazards (e.g., industrial plant explosions, hazardous materials within or outside of the school, gas leaks)				

|

Utility or systems failures (e.g., power or water outages, air conditioning outages)				
--	--	--	--	--

CS1 2-10. During the 2024-25 school year, is it a practice at your school to do the following?

	Yes	No
Require visitors to sign or check in and wear badges		
Control access to school buildings during school hours (e.g., locked or monitored doors, loading docks)		
Control access to school grounds during school hours (e.g., locked or monitored gates)		
Equip classrooms with locks so that doors can be locked from the inside		
Close the campus for most or all students during lunch		
Have “panic button(s)” or silent alarm(s) that directly connect to law enforcement in the event of an incident		
Provide an electronic notification system that notifies parents in case of a school-wide emergency		
Require faculty and staff to wear badges or picture IDs		
Use one or more security cameras to monitor the school		
Provide two-way radios to all or select staff		
Require metal detector checks on all or most students every day		
Perform random metal detector checks on students		
Perform one or more random sweeps (e.g., locker checks, dog sniffs) for contraband (e.g., drugs or weapons)		
Require students to wear uniforms		
Enforce a strict dress code		
Require clear book bags or ban book bags on school grounds		
Provide a structured anonymous or confidential threat reporting system (e.g., tip line, online submission, telephone hotline, or written submission via drop box)		
Require students to wear badges or picture IDs		
Prohibit non-academic use of cell phones or smartphones during school hours		

CS5a 2-11a. During the 2024–25 school year, does your school have a behavioral threat assessment team or any other formal group of persons to identify students who might be a potential risk for violent or harmful behavior (toward themselves or others)?


- ☐ Yes
- ☐ No

CS5b 2-11b. Have any students been found to be a potential risk for violent or harmful behavior (toward themselves or others)? *{Display if CS5a = YES}*

	Yes	No
Toward themselves		
Toward others		

CS_more 2-12. We’d like to learn more about you school’s emergency preparedness and safety procedures for the 2024-25 school year. In the space below, please share any other information you would like us to know about this topic.

This item is optional.



Student Behavior

SB2_24 1-1. To what extent do you agree or disagree with the following statement:

“The COVID-19 pandemic and its lingering effects continue to negatively impact the **behavioral development** of students at my school.”

- ☐ Strongly disagree
- ☐ Disagree
- ☐ Neither agree nor disagree
- ☐ Agree
- ☐ Strongly agree

SB3_24 1-2. To what extent do you agree or disagree with the following statement:

“The COVID-19 pandemic and its lingering effects continue to negatively impact the **socioemotional development** of students at my school.”

- ☐ Strongly disagree
- ☐ Disagree
- ☐ Neither agree nor disagree
- ☐ Agree
- ☐ Strongly agree

SB11_24 1-3. Compared to your typical behavioral expectations for students in their grade, please indicate how MOST students in each grade or grade equivalent at your school behaved during this school year.

{Display based on responses to Grades}	We do not enroll students in this grade	Behaved worse than expected	Behaved as expected	Behaved better than expected
Kindergarten				
1 st grade				
2 nd grade				
3 rd grade				
4 th grade				
5 th grade				
6 th grade				
7 th grade				
8 th grade				
9 th grade				
10 th grade				
11 th grade				
12 th grade				

SB8 1-4. To the best of your knowledge, how often did the following types of student behaviors occur at your school during the 2024-25 school year?

	Happened daily	Happened at least one a week	Happened at least once a month	Happened on occasion	Never happened
Physical attacks or fights between students					
Threats of physical attacks or fights between students					
Bullying					
Distribution, possession, or use of illegal drugs					
Distribution, possession, or use of alcohol					
Distribution, possession, or use of tobacco products (cigarettes, vapes, e-cigarettes)					
Vandalism					

SB9 1-5. To the best of your knowledge, how often did the following student behaviors directed at teachers or staff occur at your school during the 2024-25 school year?

	Happened daily	Happened at least one a week	Happened at least once a month	Happened on occasion	Never happened
Student threats to injure a teacher or staff member					
Student physical attacks of a teacher or staff member					
Student verbal abuse of teachers or staff members					
Student acts of disrespect towards teachers or staff members other than verbal abuse					

CS14 1-6. To the best of your knowledge, thinking about how problems that can occur anywhere (both at your school and away from school), how often does cyberbullying among students who attend your school occur?

- ☐ Happens daily
- ☐ Happens at least once a week
- ☐ Happens at least once a month
- ☐ Happens on occasion
- ☐ Never happens

The next two items will ask you about how certain student behaviors have impacted 1) teacher and staff morale and then 2) student learning at your school during the 2024-25 school year.

SB10-1-7. To what extent, if any, have the following student behaviors negatively impacted **teacher and staff morale** at your school this year?

	No negative impact	Limited negative impact	Moderate negative impact	Severe negative impact
Students cutting class				
Student tardiness				
Use of cell phones, computers and other electronic devices when not permitted				
Students being disruptive outside of the classroom (e.g., yelling or running in the hallways, lunchroom)				
Students being disruptive in the classroom (e.g., calling out, talking to others during instruction, getting out of seat when not allowed, leaving classroom)				
Lack of focus or inattention from students				
Students having trouble working with partners or in small groups				
Students not doing individual work				
Students being academically unprepared for school (e.g., not doing homework, not bringing necessary supplies)				
Students being physically unprepared for school (e.g., lack of sleep, not eating before school)				

SB11-1-8. To what extent, if any, have the following student behaviors negatively impacted **learning** at your school this year?

	No negative impact	Limited negative impact	Moderate negative impact	Severe negative impact
Students cutting class				
Student tardiness				
Use of cell phones, computers and other electronic devices when not permitted				
Students being disruptive outside of the classroom (e.g., yelling or running in the hallways, lunchroom)				
Students being disruptive in the classroom (e.g., calling out, talking to others during instruction, getting out of seat when not allowed, leaving classroom)				
Lack of focus or inattention from students				
Students having trouble working with partners or in small groups				
Students not doing individual work				
Students being academically unprepared for school (e.g., not doing homework, not bringing necessary supplies)				
Students being physically unprepared for school (e.g., lack of sleep, not eating before school)				

CS2 1-9. As of today, have any of the following contraband items been confiscated from students at your school during the 2024-25 school year?

	Yes	No
Firearms		
Explosive devices		
Tasers or stun guns		
Knives or other sharp objects that are used as a weapon		
Blunt objects that can be used as weapon (e.g., brass knuckles)		
Aerosol sprays (e.g., Mace, pepper spray)		
Other weapons		
Illegal drugs or drug paraphernalia		
Prescription drugs		
Alcohol		
Tobacco products or paraphernalia (e.g., cigarettes, vaping products)		
Other substances		

CS2 other. [What other weapons and/or substances have been confiscated from students at your school during the 2024-25 school year?](#) {Display if CS2_7 OR CS2_12 = Yes}

SB12a. [Did your school close \(either for the full day or part of the day\) in response to any violent threats received this school year?](#)

Violent threats may include threats of gun violence, bomb threats, etc.

- ☐ [Yes](#)
☐ [No](#)

SB12b. [How many days did your school close due to violent threats this school year?](#) {Display if SB12a = Yes}

Count partial closures as a half day (e.g., 0.5, 1.5).

days

SB13. [In the case of unexpected school closures \(whether due to violent threats or other reasons\), how are students and their families notified?](#)

SB6 1-10. Does your school need more of any of the following to better support student behavior and development? *Select all that apply.*

- More training on classroom management strategies
- More training on supporting students' socioemotional development

- More teachers and/or staff need to be hired
- More support for student and/or staff mental health
- Other, please specify _____
- None of the above

SB_more 1-11. We'd like to learn more about schools' experiences with **student behavior and discipline**. In the space below, please share any information you would like us to know on this topic.

Tutoring

Tutoring gate 2-1. At any time during this school year, which of the following types of tutoring, if any, were students at your school provided? *Select all that apply.*

- ☐ **High-dosage tutoring** (also known as evidence-based or high-quality tutoring): A method of tutoring in which the same student(s) receive(s) tutoring:
 - ☐ three or more times per week
 - ☐ for at least 30 minutes per session,
 - ☐ in sessions that are one-on-one or with small groups,
 - ☐ that is provided by educators or well-trained tutors who have received specific training in tutoring practices,
 - ☐ that aligns with evidence-based core curriculum or programs, AND
 - ☐ is NOT drop-in homework help {display HDT items if selected}
- ☐ **Standard tutoring:** A less intensive method of tutoring in which the same student(s) receive(s) tutoring:
 - ☐ any number of times per week OR on an as-needed (drop-in) basis
 - ☐ in sessions with no minimum length of time
 - ☐ in sessions that may be one-on-one or involve any number of other students, and
 - ☐ that is provided by educators who may or may not have received specific training in tutoring practices {display SDT items if selected}
- ☐ **Self-paced tutoring:** A method of tutoring in which a student works on their own, typically online, where they are provided guided instruction that allows them to move on to new material after displaying mastery of content. {display SPT items if selected}
- ☐ **On-demand online tutoring:** A method of tutoring in which a school partners with or contracts out services to an external online tutoring program or company that offers 24/7 support, is led by qualified tutors (e.g., certified teachers, subject matter experts), and is available on demand for students to access. {display ODT items if selected}
- ☐ **Other method(s) of tutoring, please specify:** _____
- ☐ No tutoring was provided to students by our school

The following items ask about **high-dosage** tutoring at your school during the 2024-25 school year.

If your school offers multiple types of tutoring programs, we will ask about those programs separately later in the survey.

HDTf1 2-2. Compared to the beginning of the school year, has the number of **students who needed high-dosage tutoring**...?

- ☐ Increased
- ☐ Decreased
- ☐ Remained the same

HDTf2 2-3. Compared to the beginning of the school year,

Social and Emotional Skills

SECfc gate. Does your school use a formal curriculum designed to support the development of students' social and emotional skills?

- ☐ Yes
- ☐ No

SECfc5. How effective has your school's **ability to provide** high-dosage tutoring...?

- ☐ Increased
- ☐ Decreased
- ☐ Remained the same

HDTf3 2-4. Which of the following factors have led to the increase in your school's ability to provide high-dosage tutoring? *Select all that apply.* social and emotional skills curriculum been at improving student outcomes? {Display if HDTf2 = "increased"; SEC/c_gate = Yes}

- ☐ Changes in the number of students who need high-dosage tutoring
- ☐ Changes in the number of staff available ~~Not at all effective~~
- ☐ Slightly effective
- ☐ Moderately effective
- ☐ Very effective
- ☐ Extremely effective

SECfc6. What barriers, if any, has your school experienced in implementing its social and emotional skills curriculum? {Display if SEC/c_gate = Yes}

- ☐ Curriculum is too burdensome for teachers to implement completely
- ☐ Time limitations
- ☐ Lack of teacher support high-dosage tutoring for the curriculum
- ☐ Changes in the Lack of materials and resources
- ☐ Lack of funding used to
- ☐ Lack of parental/guardian support high-dosage tutoring for the curriculum
- ☐ Changes in the amount Lack of time available for high-dosage tutoring
- ☐ Changes in the amount of space available for high-dosage tutoring
- ☐ Changes in the availability of materials and resources needed to district-level support high-dosage tutoring for the curriculum
- ☐ Other, please specify: _____

HDTf4 2-5. Which of the following factors have led to the decrease in your school's ability to provide high-dosage tutoring? *Select all that apply.* {Display if HDTf2 = "decreased"}

- ☐ Changes in the number of students who need high-dosage tutoring
- ☐ Changes in the number of staff available to support high-dosage tutoring
- ☐ Changes in the funding used to support high-dosage tutoring
- ☐ Changes in the amount of time available for high-dosage tutoring
- ☐ Changes in the amount of space available for high-dosage tutoring
- ☐ Changes in the availability of materials and resources needed to support high-dosage tutoring
- ☐ Other, please specify: _____

*The following items ask about **standard** tutoring at your school during the 2024-25 school year.*

If your school offers multiple types of tutoring programs, we will ask about those programs separately later in the survey.

SDTf1 2-6. Compared to the beginning of the school year, has the number of **students who needed** standard tutoring...?

- ☐ Increased
- ☐ Decreased
- ☐ Remained the same

SDTf2 2 7. Compared to the beginning of the school year, has your school's **ability to provide** standard tutoring...?

- ☐ Increased
- ☐ Decreased
- ☐ Remained the same

SDTf3 2 8. Which of the following factors have led to the increase in your school's ability to provide standard tutoring? *Select all that apply.* {Display if SDTf2 = "increased"}

- ☐ Changes in the number of students who need standard tutoring
- ☐ Changes in the number of staff available to support standard tutoring
- ☐ Changes in the funding used to support standard tutoring
- ☐ Changes in the amount of time available for standard tutoring
- ☐ Changes in the amount of space available for standard tutoring
- ☐ Changes in the availability of materials and resources needed to support standard tutoring
- ☐ Other, please specify: _____

SDTf4 2 9. Which of the following factors have led to the decrease in your school's ability to provide standard tutoring? *Select all that apply.* {Display if SDTf2 = "decreased"}

- ☐ Changes in the number of students who need standard tutoring
- ☐ Changes in the number of staff available to support standard tutoring
- ☐ Changes in the funding used to support standard tutoring
- ☐ Changes in the amount of time available for standard tutoring
- ☐ Changes in the amount of space available for standard tutoring
- ☐ Changes in the availability of materials and resources needed to support standard tutoring
- ☐ Other, please specify: _____

The following items ask about self-paced tutoring at your school during the 2024-25 school year.

If your school offers multiple types of tutoring programs, we will ask about those programs separately later in the survey.

SPTf1 2 10. Compared to the beginning of the school year, has the number of **students who needed** self-paced tutoring...?

- ☐ Increased
- ☐ Decreased
- ☐ Remained the same

SPTf2 2 11. Compared to the beginning of the school year, has your school's **ability to provide** self-paced tutoring...?

- ☐ Increased
- ☐ Decreased
- ☐ Remained the same

SPTf3 2-12. Which of the following factors have led to the increase in your school's ability to provide self-paced tutoring? *Select all that apply.* (Display if SPTf2 = "increased")

- ☐ Changes in the number of students who need self-paced tutoring
- ☐ Changes in the funding used to support self-paced tutoring
- ☐ Changes in the amount of time available for self-paced tutoring
- ☐ Changes in the amount of space available for self-paced tutoring
- ☐ Changes in the availability of materials and resources needed to support self-paced tutoring
- ☐ Other, please specify: _____

SPTf4 2-13. Which of the following factors have led to the decrease in your school's ability to provide self-paced tutoring? *Select all that apply.* (Display if SPTf2 = "decreased")

- ☐ Changes in the number of students who need self-paced tutoring
- ☐ Changes in the funding used to support self-paced tutoring
- ☐ Changes in the amount of time available for self-paced tutoring
- ☐ Changes in the amount of space available for self-paced tutoring
- ☐ Changes in the availability of materials and resources needed to support self-paced tutoring
- ☐ Other, please specify: _____

The following items ask about on-demand online tutoring at your school during the 2024-25 school year.

ODTf1 2-14. Compared to the beginning of the school year, has the number of students who needed on-demand online tutoring...?

- ☐ Increased
- ☐ Decreased
- ☐ Remained the same

ODTf2 2-15. Compared to the beginning of the school year, has your school's ability to provide on-demand online tutoring...?

- ☐ Increased
- ☐ Decreased
- ☐ Remained the same

ODTf3 2-16. Which of the following factors have led to the increase in your school's ability to provide on-demand online tutoring? *Select all that apply.* (Display if ODTf2 = "increased")

- ☐ Changes in the number of students who need on-demand online tutoring
- ☐ Changes in the funding used to support on-demand online tutoring
- ☐ Changes in the amount of time available for on-demand online tutoring
- ☐ Changes in the amount of space available for on-demand online tutoring
- ☐ Changes in the availability of materials and resources needed to support on-demand online tutoring
- ☐ Other, please specify: _____

ODTf4 2-17. Which of the following factors have led to the decrease in your school's ability to provide on-demand online tutoring? *Select all that apply.* (Display if ODTf2 = "decreased")

- ☐ Changes in the number of students who need on-demand online tutoring
- ☐ Changes in the funding used to support on-demand online tutoring

- Changes in the amount of time available for on-demand online tutoring
- Changes in the amount of space available for on-demand online tutoring
- Changes in the availability of materials and resources needed to support on-demand online tutoring
- Other, please specify: _____

Tutoring4 2-18. How effective has each tutoring program been in improving student outcomes during this school year?

{Display based on Tutoring_gate responses}	Not at all effective	Slightly effective	Moderately effective	Very effective	Extremely effective
High dosage tutoring					
Standard tutoring					
Self-paced tutoring					
On demand online tutoring					
Other methods of tutoring					

- **HDTno 2-19** We have not experienced any barriers implementing our social and emotional skills curriculum

SECfc7. Which of the following are reasons why your school has not implemented **high-dosage tutoring** at this time? *Select all that apply*-a formal curriculum designed to support the development of students' social and emotional skills? {Display if Tutoring_SEC/c_gate ≠ HDT=No}

- Implementing high-dosage tutoring is not a priority for our school
- There are not enough students at my school who require high-dosage tutoring
- formal curriculum **Time limitations** (i.e., cannot find enough time to support high-dosage tutoring)
- Space limitations (i.e., do not have the physical space to support high-dosage tutoring)
- Lack of educational materials to support high-dosage tutoring
- Cannot find staff to support high-dosage tutoring
- Lack of, or reductions in, funding to support high-dosage tutoring
- Other, please specify: _____

SDTno 2-20. Which of the following are reasons why your school has not implemented **standard tutoring** at this time? *Select all that apply*. {Display if Tutoring_gate ≠ SDT}

- Implementing standard tutoring is not a priority for our school
- There are not enough students at my school who require standard tutoring
- Restrictions on what can be included in our curriculum
- Time limitations (i.e., cannot find enough time to support standard tutoring)
- Space limitations (i.e., do not have the physical space to support standard tutoring)
- Lack of educational materials
- Lack of teacher support for the curriculum
- Lack of materials and resources
- Lack of funding
- Lack of parental/guardian support standard tutoring for the curriculum
- Cannot find staff to support standard tutoring for the curriculum
- Lack of, or reductions in, funding to support standard tutoring
- Other, please specify: _____

SPTno 2-21. Which of the following are reasons why your school has not implemented **self-paced tutoring** at this time? *Select all that apply*. {Display if Tutoring_gate ≠ SPT}

- ☐ Implementing self-paced tutoring is not a priority for our school
- ☐ There are not enough students at my school who require self-paced tutoring
- ☐ Time limitations (i.e., cannot find enough time to support self-paced tutoring)
- ☐ Space limitations (i.e., do not have the physical space to support self-paced tutoring)
- ☐ Lack of educational materials to support self-paced tutoring
- ☐ Lack of, or reductions in, funding to support self-paced tutoring
- ☐ Other, please specify: _____

ODTno 2-22. Which of the following are reasons why your school has not implemented **on-demand online tutoring** at this time? *Select all that apply.* {Display if Tutoring_gate ≠ ODT}

- ☐ Implementing on-demand online tutoring is not a priority for our school
- ☐ There are not enough students at my school who require on-demand online tutoring
- ☐ Time limitations (i.e., cannot find enough time to support on-demand online tutoring)
- ☐ Space limitations (i.e., do not have the physical space to support on-demand online tutoring)
- ☐ Lack of educational materials to support on-demand online tutoring
- ☐ Lack of, or reductions in, funding to support on-demand online tutoring
- ☐ Other, please specify: _____
- ☐ ~~Tutoring~~ Don't know

SEC more 2-23. We'd like to learn more about ~~your school's experiences offering tutoring programs~~ schools' social and emotional learning practices during the 2024-25 school year. In the space below, please share any other information you would like us to know on this topic.

This item is optional.

--

Crime and Safety (Security Officers and Staff Training)

For the next set of items, use the following definitions:

- **Sworn Law Enforcement Officer (SLEO):** an individual who ordinarily carries a firearm and a badge, has full arrest authority, and is paid from governmental funds.
- **School Resource Officer (SRO):** A sworn law enforcement officer with arrest authority, **who has specialized training** and is assigned to **work in collaboration with school organizations**; all SROs are SLEOs, but not all SLEOs are SROs.

o Security Officer: an individual who works to maintain safety and security at school but is NOT a SLEO and does not have the same authority as SLEOs (e.g., cannot make arrests).

CS6a. During 2024-25 school year, does your school have any sworn law enforcement officers (SLEOs), including School Resource Officers (SROs), present at your school at least once a week? {Display if Treatment = 1}

Do NOT include security officers who are not sworn law enforcement officers.

o Yes

o No

CS6a ii. Do you have any sworn law enforcement officers (SLEOs), including School Resource Officer (SROs), assigned to your school? {Display if CS6a = No OR Treatment = 2}

Do NOT include security officers who are not sworn law enforcement officers.

o Yes

o No

CS6aa. During the 2024-25 school year, how often does your school have any sworn law enforcement officers (SLEOs), including School Resource Officers (SROs), present at your school? {Display if CS6a ii = Yes & Treatment = 2}

o Daily

o At least once a week

o At least once a month

o Less than once a month

o Never

CS6c. Do any of the SLEOs (including SROs) at your school routinely: {Display if CS6a = Yes OR CS6aa = Daily or at least once a week}

Do NOT include security officers who are not sworn law enforcement officers.

	<u>Yes</u>	<u>No</u>	<u>Don't know</u>
<u>Carry physical restraints (e.g., handcuffs, tasers)</u>			
<u>Carry chemical aerosol sprays (e.g., Mace, pepper spray)</u>			
<u>Carry a firearm</u>			
<u>Wear a body camera</u>			

CS7a. How many of the following security personnel are present at your school at least once a week?

If an officer works full-time across various schools in the district, please count the officer as "part-time" for your school.

If your school does not have any officers present at your school at least once a week, enter 0.

o Full-time School Resource Officer: _____

o Part-time School Resource Officer: _____

o Full-time sworn law enforcement officer (NOT a School Resource Officer): _____

o Part-time sworn law enforcement officer (NOT a School Resource Officer): _____

o Full-time security officer: _____

o Part-time security officer: _____

CS7b. To what extent do you agree or disagree with the following statement: “The **School Resource Officer(s)** at my school make(s) a positive impact on our school community.” {Display if CS7a Full- or Part-time SROs > 0}

- ☐ Strongly disagree
- ☐ Somewhat disagree
- ☐ Neither agree nor disagree
- ☐ Somewhat agree
- ☐ Strongly agree

CS7c. To what extent do you agree or disagree with the following statement: “The **sworn law enforcement officer(s)** at my school make(s) a positive impact on our school community.” {Display if CS7a Full- or Part-time sworn law enforcement officer > 0}

- ☐ Strongly disagree
- ☐ Somewhat disagree
- ☐ Neither agree nor disagree
- ☐ Somewhat agree
- ☐ Strongly agree

CS7d. To what extent do you agree or disagree with the following statement: “The **security officer(s)** at my school make(s) a positive impact on our school community.” {Display if CS7a Full- or Part-time security officer > 0}

- ☐ Strongly disagree
- ☐ Somewhat disagree
- ☐ Neither agree nor disagree
- ☐ Somewhat agree
- ☐ Strongly agree

CS8. Aside from SLEOs (including SROs) or other security officers or personnel who carry firearms, during the 2024-25 school year, are there any staff at your school who legally carry a firearm on school property?

- ☐ Yes
- ☐ No
- ☐ Don't know

CS9. During the 2024-25 school year, has your school or school district **provided** (or will they provide) any of the following trainings for classroom teachers or aides at this school?

	Yes	No	Don't Know
Classroom management for teachers			
School-wide discipline policies and practices related to violence			
School-wide discipline policies and practices related to cyberbullying			
School-wide discipline policies and practices related to bullying other than cyberbullying			
School-wide discipline policies and practices related to alcohol and/or drug use			
Safety procedures (e.g., how to handle emergencies)			
Recognizing early warning signs of students likely to exhibit violent behavior			
Recognizing signs of self-harm or suicidal tendencies			

Intervention and referral strategies for students displaying signs of mental health disorders (e.g., depression, mood disorders, ADHD)			
Recognizing physical, social, and verbal bullying behaviors			
Recognizing signs of students using/abusing alcohol and/or drugs			
Positive behavioral intervention strategies			
Crisis prevention and intervention			
Recognizing or responding to behaviors involving bias or hate crimes against traditionally marginalized groups			

CS9a. How many classroom teachers or aides **participated** in these trainings?

(Display rows based on CS9 = Yes)	All	Most	Some	Don't know
Classroom management for teachers				
School-wide discipline policies and practices related to violence				
School-wide discipline policies and practices related to cyberbullying				
School-wide discipline policies and practices related to bullying other than cyberbullying				
School-wide discipline policies and practices related to alcohol and/or drug use				
Safety procedures (e.g., how to handle emergencies)				
Recognizing early warning signs of students likely to exhibit violent behavior				
Recognizing signs of self-harm or suicidal tendencies				
Intervention and referral strategies for students displaying signs of mental health disorders (e.g., depression, mood disorders, ADHD)				
Recognizing physical, social, and verbal bullying behaviors				
Recognizing signs of students using/abusing alcohol and/or drugs				
Positive behavioral intervention strategies				
Crisis prevention and intervention				
Recognizing or responding to behaviors involving bias or hate crimes against traditionally marginalized groups				

CS10. To what extent, if any, do the following factors limit your school's efforts to reduce or prevent disruptive behavioral issues, including crimes, from occurring on school grounds?

	Limits in a major way	Limits in a minor way	Does not limit
Lack of or inadequate teacher training in classroom management			
Lack of or inadequate alternative placement or programs for disruptive students			
Likelihood of complaints from parents			
Lack of teacher support for school policies			
Lack of parental support for school policies			
Teachers' fear of student retaliation			
Fear of litigation			
Inadequate funds			
Inconsistent application of school policies by faculty or staff			

CS11. During the 2024-25 school year, does your school allow for the use of the following disciplinary actions?

	<u>Yes</u>	<u>No</u>	<u>Don't know</u>
<u>Removal with no continuing school services for at least the remainder of the school year</u>			
<u>Removal with school-provided tutoring/home instruction for at least the remainder of the school year</u>			
<u>Transfer to an alternative school for disciplinary reasons</u>			
<u>Transfer to another regular school for disciplinary reasons</u>			
<u>Out-of-school suspension or removal for less than the remainder of the school year with NO curriculum or services provided</u>			
<u>Out-of-school suspension or removal for less than the remainder of the school year with curriculum or services provided</u>			
<u>Referral to a school counselor</u>			
<u>Assignment to a program (during school hours) designed to reduce disciplinary problems</u>			
<u>Assignment to a program (outside of school hours) designed to reduce disciplinary problems</u>			
<u>Loss of school bus privileges due to misbehavior</u>			
<u>Corporal punishment</u>			
<u>Placement on school probation with consequences if another incident occurs</u>			
<u>Detention and/or Saturday school</u>			
<u>Loss of student privileges</u>			
<u>Requirement of participation in community service</u>			

CS12. We'd like to learn more about what schools are experiencing with regard to school crime and safety. In the space below, please share any other information you would like us to know about **school safety and discipline** at your school.

This item is optional.

Staffing Follow-Up

HP5 open1. At any point this school year, have you felt understaffed?

- ☐ Yes
- ☐ No

HP5 open2. Please state the reasons you have felt understaffed. {Display if HP5 open1 = Yes}

Learning Strategies & Recovery

SR2a. Approximately what percentage of students at your school **will or have ENDED the 2024-25 school year** behind grade level in at least one academic subject?

- ☐ _____ percent of students
- ☐ Don't Know

SR2c. In which of the following academic subjects did students at your school **end the 2024-25 school year** behind grade level? {Display if SR2a > 0}

	No students were behind grade level in this subject	At least some students were behind grade level in this subject	Not Applicable – this subject is not offered at my school	Not Applicable – we do not have this type of data in this subject area
English or Language Arts				
Mathematics				
Sciences (e.g., general science, biology, chemistry, etc.)				
Computer Science				
Foreign Language				
Social Studies				

SR3a. As of today, what strategies **have/had** your school used to support learning recovery for students **during this school year**? *Select all that apply.*

- ☐ Tailored accelerated instruction (i.e., teacher-led individualized learning, using new, grade-level content to teach prior-grade concepts or skills)
- ☐ Remedial instruction (i.e., using content from prior years to teach concepts or skills)
- ☐ Identifying individual student academic needs with diagnostic assessment data
- ☐ Identifying individual student academic needs with formative assessment data
- ☐ Extending class time spent on targeted subject areas during the school day
- ☐ Extending the school day to accommodate learning recovery activities
- ☐ Extending the school week to accommodate learning recovery activities
- ☐ Extending the school year to accommodate learning recovery activities
- ☐ Professional development for teachers/staff on learning recovery
- ☐ Family workshops to provide techniques and guidance to support learning recovery
- ☐ Family engagement/outreach activities (e.g., home visits, communicating via text apps, video conference meetings, etc.)
- ☐ Hiring additional educators to provide more small-group and individual instruction
- ☐ Other, please specify: _____
- ☐ We have not implemented any strategies to support learning recovery

SR3b. How effective have these strategies been in supporting pandemic-related learning recovery for your students during the 2024-25 school year?

{Rows populate based on answers in SR3a}	Not at all effective	Slightly effective	Moderately <u>Effective</u>	Very <u>Effective</u>	Extremely <u>Effective</u>
Tailored accelerated instruction (i.e., teacher-led individualized learning, using new, grade-level content to teach prior-grade concepts or skills)					
Remedial instruction (i.e., using content from prior years to teach concepts or skills)					
Identifying individual student academic needs with diagnostic assessment data					
Identifying individual student academic needs with formative assessment data					
Extending class time spent on targeted subject areas during the school day					
Extending the school day to accommodate learning recovery activities					
Extending the school week to accommodate learning recovery activities					
Extending the school year to accommodate learning recovery activities					
Professional development for teachers/staff on learning recovery					
Family workshops to provide techniques and guidance to support learning recovery					

Family engagement/outreach activities (e.g., home visits, communicating via text apps, video conference meetings, etc.)					
Hiring additional educators to provide more small-group and individual instruction					

SR3c. Has use of this strategy decreased, remained the same, or increased since last school year?

<u>{Rows populate based on answers in SR3a}</u>	<u>Decreased</u>	<u>Remained the same</u>	<u>Increased</u>	<u>Did not do last year</u>
<u>Tailored accelerated instruction (i.e., teacher-led individualized learning, using new, grade-level content to teach prior-grade concepts or skills)</u>				
<u>Remedial instruction (i.e., using content from prior years to teach concepts or skills)</u>				
<u>Identifying individual student academic needs with diagnostic assessment data</u>				
<u>Identifying individual student academic needs with formative assessment data</u>				
<u>Extending class time spent on targeted subject areas during the school day</u>				
<u>Extending the school day to accommodate learning recovery activities</u>				
<u>Extending the school week to accommodate learning recovery activities</u>				
<u>Extending the school year to accommodate learning recovery activities</u>				
<u>Professional development for teachers/staff on learning recovery</u>				
<u>Family workshops to provide techniques and guidance to support learning recovery</u>				
<u>Family engagement/outreach activities (e.g., home visits, communicating via text apps, video conference meetings, etc.)</u>				
<u>Hiring additional educators to provide more small-group and individual instruction</u>				

Tutoring gate. At any time during this school year, which of the following types of tutoring, if any, were students at your school provided? *Select all that apply.*

- **High-dosage tutoring** (also known as evidence-based or high-quality tutoring): A method of tutoring in which the same student(s) receive(s) tutoring:
 - three or more times per week

- for at least 30 minutes per session,
- in sessions that are one-on-one or with small groups,
- that is provided by educators or well-trained tutors who have received specific training in tutoring practices,
- that aligns with evidence-based core curriculum or programs, AND
- is NOT drop-in homework help
- Standard tutoring: A less intensive method of tutoring in which the same student(s) receive(s) tutoring:
 - any number of times per week OR on an as-needed (drop-in) basis
 - in sessions with no minimum length of time
 - in sessions that may be one-on-one or involve any number of other students, and
 - that is provided by educators who may or may not have received specific training in tutoring practices
- Self-paced tutoring: A method of tutoring in which a student works on their own, typically online, where they are provided guided instruction that allows them to move on to new material after displaying mastery of content.
- On-demand online tutoring: A method of tutoring in which a school partners with or contracts out services to an external online tutoring program or company that offers 24/7 support, is led by qualified tutors (e.g., certified teachers, subject-matter experts), and is available on-demand for students to access.
- Other method(s) of tutoring, please specify:
- No tutoring was provided to students by our school

Tutoring4. How effective has each tutoring program been in improving student outcomes during this school year?

<u>{Display based on Tutoring_gate responses}</u>	<u>Not at all effective</u>	<u>Slightly effective</u>	<u>Moderately effective</u>	<u>Very effective</u>	<u>Extremely effective</u>
<u>High-dosage tutoring</u>					
<u>Standard tutoring</u>					
<u>Self-paced tutoring</u>					
<u>On-demand online tutoring</u>					
<u>Other methods of tutoring</u>					

SR_more. We'd like to learn more about your school's experiences with **students' learning recovery** during the 2024-25 school year. In the space below please share any other information you would like us to know on this topic.

Attendance and Absenteeism

ABS7end. What is (or was) the **average daily attendance** rate for your school for the 2024-25 school year?

*An attendance rate is the percentage of your students who are **present** for school.*

○ _____ %

Next, we are interested in chronic absenteeism at your school during the 2024-25 school year. ~~You may either report the percentage or number of students who were chronically absent this school year. Please only respond to one of the next two items you see.~~

ABS1_p. During the 2024-25 school year, approximately what percentage of students at your school have been **chronically absent**? Include excused and unexcused absences.

Chronic absenteeism is defined as students who are absent for at least 10 percent of the school year

○ _____ percent of students chronically absent

OR

ABS1_e. During the 2024-25 school year, approximately how many students at your school have been chronically absent for the 2024-25 school year?

Chronic absenteeism is defined as students who are absent for at least 10 percent of the school year

_____ number of students chronically absent

ABS2z. Compared to **LAST school year (2023-24)**, how have student absences at your school changed during the 2024-25 school year? Include excused and unexcused absences.

- Student absences have decreased a lot
- Student absences have decreased a little
- Student absences have remained about the same
- Student absences have increased a little
- Student absences have increased a lot

ABS3b. Compared to **LAST school year (2023-24)**, how have teacher absences at your school changed during the 2024-25 school year? Include planned and unplanned absences.

- Teacher absences have decreased a lot
- Teacher absences have decreased a little
- Teacher absences have remained about the same
- Teacher absences have increased a little
- Teacher absences have increased a lot

ABS4b. Compared to **LAST school year (2023-24)**, how easy or difficult has it been for your school to get substitute teachers during the 2024-25 school year?

- Much easier
- Somewhat easier

- ☐ About the same
- ☐ Somewhat more difficult
- ☐ Much more difficult

ABS5a. During the 2024-25 school year, how has your school covered classes when there are teacher absences and you cannot find a substitute teacher? *Select all that apply.*

- ☐ Administrators cover classes
- ☐ Staff who are not regular classroom teachers (e.g., media specialists, paraprofessionals, coaches, interventionists, etc.) cover classes
- ☐ Other teachers cover classes during their prep periods
- ☐ Separate sections or classes are combined into one room
- ☐ Cancel classes
- ☐ Other, please specify: _____
- ☐ Not Applicable – my school has always been able to find substitute teachers

ABS5b. During the 2024-25 school year, how frequently has your school needed to use the alternative class coverage strategies you indicated above? {Display if ABS5a ≠ N/A}

- ☐ Very ~~Rarely~~rarely
- ☐ Rarely
- ☐ Occasionally
- ☐ Very ~~Frequently~~frequently
- ☐ Always

~~ABS6. We'd like to learn more about schools' experiences with student, teacher, and staff absences. In the space below, please share any information you would like us to know on this topic.~~

~~*This item is optional.*~~

ABS16. Which of the following, if any, were reasons that students at your school missed too much school this year? *Select all that apply.*

- ☐ Students at my school did **not** miss too much school
- ☐ Bullying
- ☐ Food insecurity
- ☐ Instruction was perceived to not be interesting or relevant
- ☐ Lack of access to health care
- ☐ Lack of relationships to adults at the school
- ☐ Lack of relationships to peers at school
- ☐ Lack of routine
- ☐ Mental health issue
- ☐ Physical illness
- ☐ Staying home unnecessarily for minor symptoms
- ☐ Student apathy
- ☐ Taking care of siblings
- ☐ Transportation issues
- ☐ Unstable housing
- ☐ Violence in the community
- ☐ Work schedule conflicts with school
- ☐ Other, please specify: _____
- ☐ [Parent apathy](#)
- ☐ [Family vacations](#)

ABS17a. Does your school use a universal screening tool* that utilizes student-level data to systematically identify students at-risk?

*Universal screening tools may be referred to as Early Warning Systems (EWS), Early Identification Systems (EIS), or Early Warning Intervention and Monitoring System (EWIMS), among other similar titles.

- ☐ Yes
- ☐ No

ABS17b. Which of the following data are used in your school's universal screening tool to identify students who might be at-risk and require intervention? {Display if ABS17a = Yes}

- ☐ Poor attendance
- ☐ Poor course performance (i.e., low grades)
- ☐ Low achievement test scores
- ☐ Signs or symptoms of mental health or socio-emotional issues
- ☐ Behavioral issues or referrals
- ☐ Signs of high mobility (i.e., frequent address changes)
- ☐ Interactions with the criminal justice system
- ☐ Other, please specify: _____

ABS17c. Which of the following actions occur when a student has been identified for poor attendance in your school's early warning system? {Display if ABS17b = poor attendance}

- Notification sent to parent/guardian about student’s poor attendance
- Meeting of teachers and administrators
- Meeting of parents and school staff
- Develop an intervention plan
- Assign a case manager
- Assign an adult mentor
- Arrange access to social services
- Refer to student support team
- Assign to a dropout prevention program
- Other, please specify: _____

ABS11a. Did your school use any of the following strategies to improve **student attendance** during the 2024-25 school year?

	Yes	No	
Incentives for students (e.g., perfect attendance awards, school-wide recognition)			
Increased communication with parents when the days a student is absent reaches a certain number			
At-home visits by school or district personnel			
Increased communication about the importance of school attendance to students and parents (e.g., through newsletters, text messages, postcards)			
Use of support services (e.g., Positive Behavioral Interventions and Supports [PBIS] team, attendance teams)			
Adult-student mentoring programs			
Peer mentoring programs			
Use of legal system services (e.g., truancy officers, department of child services, wellness checks)			
Efforts to build a supportive environment for students (e.g., improving school culture/morale, implementing wellness programs)			
Changes to school calendar (e.g., 4-day school week, extended school breaks)			

Deleted Cells

ABS11b. How effective was each strategy at improving **student attendance**?

{display rows based on responses to ABS11a}	Not at all effective	Slightly effective	Moderately Effective effective	Very Effective effective	Extremely Effective effective
Incentives for students (e.g., perfect attendance awards, school-wide recognition)					
Increased communication with parents when the days a student is absent reaches a certain number					
At-home visits by school or district personnel					
Increased communication					

about the importance of school attendance to students and parents (e.g., through newsletters, text messages, postcards)					
Use of support services (e.g., PBIS team, attendance teams)					
Adult-student mentoring programs					
Peer mentoring programs					
Use of legal system services (e.g., truancy officers, department of child services, wellness checks)					
Efforts to build a supportive environment for students (e.g., improving school culture/morale, implementing wellness programs)					
Changes to school calendar (e.g., 4-day school week, extended school breaks)					

ABS12a. Did your school use any of the following strategies to improve **teacher and non-teaching staff attendance** during the 2024-25 school year?

	Yes	No
Incentives for staff (e.g., financial bonuses or rewards, school-wide recognition, "jeans days")		
Efforts to build a supportive environment for staff (e.g., improving school culture/morale, implementing wellness programs, reducing paperwork)		
Allowing more flexibility with leave time (e.g., partial day leave, mental health days use as sick days)		
Disciplinary actions (e.g., implement performance improvement plan, letter in personnel file)		
Changes to school calendar (e.g., 4-day school week)		
Changes to daily work schedule (e.g., more dedicated prep time, reduced teaching time)		

ABS12b. How effective was each strategy at improving **teacher and non-teaching staff attendance**?

{display rows based on responses to ABS12a}	Not at all effective	Slightly effective	Moderately Effective	Very Effective	Extremely Effective
Incentives for staff (e.g., financial bonuses or rewards, school-wide recognition, “jeans days”)					
Efforts to build a supportive environment for staff (e.g., improving school culture/morale, implementing wellness programs, reducing paperwork)					
Allowing more flexibility with leave time (e.g., partial day leave, mental health days use as sick days)					
Disciplinary actions (e.g., implement performance improvement plan, letter in personnel file)					
Changes to school calendar (e.g., 4-day school week)					
Changes to daily work schedule (e.g., more dedicated prep time, reduced teaching time)					

ABS6. We’d like to learn more about schools’ experiences with **student, teacher, and staff absences**. In the space below, please share any information you would like us to know on this topic.

ABS13. ~~Approximately how often does your school share absence data with your district or state?~~

	We do not share absence data with this entity	Daily	Weekly	Twice a month	Less than monthly
Share with district					

Share with state					
------------------	--	--	--	--	--

ABS14a. Does your school collect details on the reason(s) for a student's absence, beyond whether the

absence was excused versus unexcused *This item is optional.*

2

☒ Yes

☐ No

ABS14b. Does your school collect information on the following medical reasons why students are absent? {Display if ABS14a = Yes}

	Yes	No
Fever (alone or in conjunction with any of the below illnesses)		
General respiratory illness (i.e., student has a cough/runny nose, but no specific diagnosis)		
COVID-19		
Gastrointestinal illness (e.g., nausea/vomiting and/or diarrhea)		
Mental health		
Other excused medically-related absence (e.g., doctor appointment)		

ABS14c. Does your school share data on ~~reasons~~ why students are absent (beyond excused versus unexcused totals) with any of the following entities? {Display if ABS14a = Yes}

	Yes	No
The school district		
The state education agency		
The state department of health		
The county department of health		
Local healthcare systems/clinics		

ABS15. Does your school collaborate with any health entities (e.g., the department of health or a local hospital/clinic) to collect data on student health, for example, reasons for absence?

☒ Yes

☐ No

Learning Modes

Learning24gate. Did your school offer in-person learning for students during the 2024-25 school year?

- ☐ Yes
- ☐ No

Learning24a. During this school year, did any of the following reasons cause your school to cancel in-person learning on short or unexpected notice for at least one day? {Display if Learning24gate-inper= Yes}

	Yes	No
Excessive illness among students		
Excessive illness among staff		
Excessive illness in the general community (e.g., COVID-19, Influenza)		
Excessive staff absence (non-illness related)		
Excessive student absence (non-illness related)		
Safety concerns due to violence (e.g., threats made against the school)		
Safety concerns due to other factors (e.g., fire at nearby building, industrial issue impacting air quality)		
Weather event or natural disaster		
Other, please specify: _____ reason not listed		

Learning24b. When you had to cancel in-person learning, how many days did you do the following?
{Display if ANY of Learning24a = yes}

- ☐ Switch to virtual learning: _____ days
- ☐ Not hold any classes: _____ days

Learning25. Do you use any of the following methods to inform families and staff of unplanned closures or a change to virtual learning? {Display if Learning24gate= Yes}

	Yes	No
Automated phone calling system or school telephone tree		
Email		
Facebook		
Instagram		
Local news media		
School text messaging service		
X (formerly Twitter)		
Other dedicated school app		

Operations Follow-up

[\[These data are for internal purposes only and are not released to the public.\]](#)

As this is the last month for 2024-25 School Pulse Panel (SPP), we are interested in learning about your experiences as a participant in the School Pulse Panel.

Par2. Were any of the following motivating factors for why you responded to a monthly SPP survey? Select all that apply.

- The survey seemed to be a reasonable length
- I was interested in the monthly topics
- The reimbursement {Display if SCHFLAG = 1 OR 2}
- I wanted to contribute to educational research
- I wanted to provide data that could inform educational policy decisions
- Other, please specify: _____
- None of the above

Par1. If you did not participate in every monthly collection (August 2024-June 2025), why did you participate in one or some monthly collections but not others? *Select all that apply.* {Display if FEEDBACK_FLAG = 2}

☐ ~~My school participated in every monthly collection between August 2024 and June 2025~~

- Time constraints
- I did not receive the communications
- The monthly question topics determined my interest in participating for a given month
- I was tired of participating
- I did not see the benefit to me or my school for participating
- I was advised to stop participating by our district
- I did not receive reimbursement in a timely manner {Display if SCHFLAG = 1 OR 2}
- The monthly reimbursement amount of \$200 was not high enough {Display if SCHFLAG = 1 OR 2}
- Other, please specify: _____

Sur1. Overall, how easy or difficult was it for you to complete an SPP monthly survey?

- Very easy
- Easy
- Neither easy nor difficult
- Difficult
- Very difficult

Sur1a. What challenges, if any, did you experience completing the monthly surveys? *Select all that apply.*

- I did not experience any challenges completing monthly surveys
- Finding time to complete the survey
- Difficulty answering items because data were not readily available
- The two-week collection window was not long enough
- Required coordination with other school or district staff to answer items
- Difficulty finding the communications which contained the URL link to the survey
- Other, please specify: _____

DC1. You were given two weeks to complete each monthly survey. Was this a long enough timeframe to complete the survey?

- Yes
- No

DC2. Did you feel the length of the surveys and the time necessary to complete each one was reasonable to do **on a monthly basis**?

- ☐ Yes
- ☐ No

RE3. Would you have participated in this study on a monthly basis if the reimbursement was less than \$200? {Display if SCHFLAG = 1 OR 2}

- ☐ Yes
- ☐ No

FutTest. Would you be interested in helping test question wording on future School Pulse Panel survey questions? If you select yes, the Census Bureau may contact you with future opportunities. You will receive an incentive for each session you complete.

- ☐ Yes
- ☐ No