

**FCC FORM 855: HEARING AID COMPATIBILITY CERTIFICATION  
INSTRUCTIONS FOR HANDSET MANUFACTURERS AND SERVICE PROVIDERS**

**Contents**

I. Purpose of FCC Form 855 Certifications -----	2
II. Handset Manufacturers and Service Providers Must File FCC Form 855 Certifications -----	2
III. Accessing the Commission's Electronic Filing System -----	2
A. Obtaining an FCC Registration Number (FRN) -----	2
B. Accessing the FCC Form 855 Certification Site -----	3
IV. Instructions for Completing FCC Form 855 Certifications -----	3
A. Company Information -----	3
B. Certification -----	7
C. Signing Executive and Contact Information -----	8
V. Submitting, Updating, and Printing Filed FCC Form 855 Certifications -----	8
VI. FCC Notice Required by the Paperwork Reduction Act of 1995 -----	9

**Appendix**

Figure 1 Register and Receive an FCC Registration Number .....	10
Figure 2 Login Page .....	11
Figure 3 License Manager Page .....	12
Figure 4 My Applications Page—Summary .....	13
Figure 5 Company Information Page .....	14
Figure 6 Company Information Page—Handset Manufacturer.....	15
Figure 7 Company Information Page—Nationwide Service Provider .....	16
Figure 8 Company Information Page—Non-Nationwide Service Provider .....	17
Figure 9 Company Information Page—Digital Labeling Technology .....	18
Figure 10 Certification Page—Company with a Publicly Accessible Website.....	19
Figure 11 Certification Page—Company without a Publicly Accessible Website.....	20
Figure 12 Certification Page—Compliance .....	21
Figure 13 Certification Page—Compan(ies) Covered by This Certification .....	22
Figure 14 Certification Page—Signing Executive and Contact Information .....	23
Figure 15 Attachment Utility Page.....	24
Figure 16 Return to Filing Page .....	25
Figure 17 Confirmation Page .....	26
Figure 18 My Applications Page—Saved Certification .....	27
Figure 19 My Applications Page—Submitted Certification .....	28

## **I. PURPOSE OF FCC FORM 855 CERTIFICATIONS**

The Federal Communications Commission (FCC or Commission) requires handset manufacturers and service providers to annually file FCC Form 855 certifications to ensure their compliance with the Commission's wireless hearing aid compatibility (HAC) rules at 47 CFR § 20.19. The information that FCC Form 855 collects allows the Commission to ensure that handset manufacturers and service providers are in full compliance with the Commission's handset model deployment benchmarks, labeling and disclosure requirements, and website posting requirements, among other requirements. Handset manufacturer and service provider FCC Form 855 certification filings are due by January 31 of each year and cover the previous calendar year from January 1 through December 31. The FCC Form 855 filing window opens on the first business day in January each year and closes on January 31. When January 31 falls on a weekend or holiday, the certification is due on the next business day.

## **II. HANDSET MANUFACTURERS AND SERVICE PROVIDERS MUST FILE FCC FORM 855 CERTIFICATIONS**

Handset manufacturers and service providers who offer handset models for sale or use in the United States are required to annually file FCC Form 855 certifications. The Commission defines a handset manufacturer as a manufacturer of handset models that are used in delivery of digital mobile service in the United States, as defined by 47 CFR § 20.19. The Commission defines a service provider as a provider of digital mobile service in the United States, as defined by 47 CFR § 20.19. This definition includes mobile virtual network operators (MVNOs) and wireless resellers. The Commission defines digital mobile service as a terrestrial mobile service that enables two-way real-time voice communications among members of the public or a substantial portion of the public, including both interconnected and non-interconnected voice over internet protocol (VoIP) services, to the extent that such service is provided over frequencies specified in the 2007 ANSI standard, 2011 ANSI standard, or the 2019 ANSI standard. The Commission defines a handset as a device used in delivery of digital mobile service in the United States that contains a built-in speaker and is typically held to the ear in any of its ordinary uses.

## **III. ACCESSING THE COMMISSION'S ELECTRONIC FILING SYSTEM**

The Commission requires that handset manufacturers and service providers electronically file FCC Form 855 certifications. This requirement ensures that handset manufacturer and service provider certifications include all the required information in a consistent and uniform format, facilitates filing subsequent certifications, and enables the Commission to post filed FCC Form 855 certifications on its hearing aid compatibility website.

### **A. Obtaining an FCC Registration Number (FRN)**

To access the Commission's electronic filing system, each handset manufacturer and service provider must use its FCC Registration Number (FRN). A handset manufacturer or service provider may choose to obtain a new FRN for the purpose of filing its FCC Form 855 certification or it may use an existing FRN that has been assigned to the filer. To obtain a new FRN or update an existing FRN, a filer must create an FCC Username Account. Once the filer establishes an FCC Username Account, the filer can request a new FRN or link an existing FRN to that Account. See the Wireless Licensing Knowledge Base for instructions located at <https://www.fcc.gov/wtbhelp>. If an agent files FCC Form 855 certifications for multiple entities, the agent should obtain a separate FRN for each certifying company. The same FRN can be used for a company's future filings. FRNs can be obtained at <https://apps.fcc.gov/cores/userLogin.do>. See Figure 1.

## B. Accessing the FCC Form 855 Certification Site

The FCC Form 855 certification site can be accessed at <https://www.fcc.gov/filing-hearing-aid-compatibility-reports-and-certifications>. This webpage contains a link to the Commission's License Manager Login page which is part of the Commission's Universal Licensing System (ULS). *See* Figure 2. After logging in, the filer should click "My Reports," then "File Hearing Aid Compatibility Certification" on the left panel to start filing an FCC Form 855 certification. *See* Figure 3. A filer can update a submitted or saved FCC Form 855 certification by clicking the "HAC Submitted" or "Saved" link. *See* Figure 4. If the filer does not see the "My Reports" link, this means the filer has already submitted an FCC Form 855 certification for the current reporting period. The filer must then click the "HAC Submitted" link from the "My Applications" summary page to update the filer's certification. *See* Figure 4. This restriction prevents a filer from submitting two FCC Form 855 certifications for the same reporting period (i.e., submitting a new certification rather than amending the existing certification).

## IV. INSTRUCTIONS FOR COMPLETING FCC FORM 855 CERTIFICATIONS

The Commission's electronic filing system is designed to be user-friendly with many illustrative texts and information icons. A filer must provide all the requested information to complete and file its certification. The filer can edit the information it is providing as the filer moves through the electronic form. Letters, numbers, and common punctuation characters may be used to enter required information. The system will accept the following characters: , . ' \_ - ( ) ? ! @ [ ] : ; # " \$ | / &. Common word processing software, however, will often embed hidden characters that convey additional information, typically about formatting, and are considered "invalid characters" by the electronic version of FCC Form 855. Invalid characters are detected by the Commission's data entry system when copying text from word processing software into a data entry field. These characters may appear as a square or other symbol such as + ~ \* etc. Instead of copying information from word processing software, one alternative is to copy the required information from a basic text editor that does not embed hidden characters. Windows Notepad is an example of a basic text editor. Another alternative is to delete the text and re-key the information directly into the data entry field.

### A. Company Information

A filer must answer each of the following questions and ensure that the information the filer is providing is accurate and complete. Commission staff will review the filer's answers to the questions below to ensure that for the reporting period the filer's company was in full compliance with the Commission's wireless hearing aid compatibility rules.

*Answer the Question:* "Specify below if your company is filing as a handset manufacturer, a nationwide service provider, or a non-nationwide service provider." *See* Figure 6. Depending on how the filer answers this question, a second question will appear requiring a handset manufacturer to answer whether for the reporting period the company ceased offering handset models for sale or use in the United States. *See* Figure 6. Nationwide and non-nationwide service providers must answer the question whether for the reporting period their company ceased offering wireless service in the United States. *See* Figures 7 and 8. Filers should answer the applicable second question "yes" or "no," as appropriate.

*Answer the Question:* "For the reporting period, did your company offer any non-hearing aid-compatible handset models for sale or use in the United States?" *See* Figure 6. Filers should answer this question "yes" or "no" depending on which answer is correct for the filer's company. If a filer answers "yes" to this question, then the filer must certify that the filer's company was not in full compliance with the Commission's wireless hearing aid compatibility rules for the reporting period and provide an attachment explaining why the company offered non-hearing aid-

compatible handset models and when this non-compliance ended or will end. *See the Certification section below.*

*Answer the Question:* “Provide the total number of hearing aid-compatible handset models your company offered for sale or use in the United States during the reporting period.” *See Figure 6.* The filer should fill in the provided box with the total number of hearing aid-compatible handset models that the filer’s company offered for sale or use in the United States during the reporting period. This number will be used by Commission staff to determine if the filer’s company was in full compliance with the Commission’s handset model deployment benchmarks for the reporting period.

*Answer the Question:* “Provide the total number of hearing aid-compatible handset models your company offered for sale or use in the United States during the reporting period that met applicable telecoil requirements.” *See Figure 6.* The filer should fill in the provided box with the total number of hearing aid-compatible handset models that the filer’s company offered for sale or use in the United States during the reporting period that met applicable telecoil requirements. This number will be used by Commission staff to determine if the filer’s company was in full compliance with the Commission’s telecoil handset model deployment benchmark for the reporting period.

*Answer the Question:* “Provide the total number of hearing aid-compatible handset models your company offered for sale or use in the United States during the reporting period that met applicable Bluetooth coupling requirements.” *See Figure 6.* The filer should fill in the provided box with the total number of hearing aid-compatible handset models the filer’s company offered for sale or use in the United States during the reporting period that met applicable Bluetooth coupling requirements. This number will be used by Commission staff to determine if the filer’s company was in full compliance with the Commission’s Bluetooth coupling requirements for the reporting period.

*Answer the Question:* “Indicate the type of qualifying Bluetooth coupling technology.” *See Figure 6.* The filer should choose either “Proprietary” or “Non-Proprietary,” depending on which answer is correct. During the Bluetooth non-proprietary transition period, companies can use either proprietary or non-proprietary Bluetooth coupling technologies to satisfy the Commission’s Bluetooth coupling requirements. After the end of the Bluetooth non-proprietary transition period, companies may only use non-proprietary Bluetooth coupling technologies to satisfy the Commission’s Bluetooth coupling requirements.

The filer should indicate which type of Bluetooth coupling technology the filer’s company used for the reporting period to satisfy the Commission Bluetooth coupling requirements. A filer who answers this question by choosing a proprietary Bluetooth coupling technology after the end of the non-proprietary Bluetooth transition period, must certify that for the reporting period the filer’s company was not in full compliance with the Commission’s Bluetooth coupling requirements and provide an attachment explaining why the company did not use a non-proprietary Bluetooth coupling technology to satisfy the Commission’s Bluetooth coupling requirements and indicating when this non-compliance ended or will end. *See the Certification section below.*

*Answer the Question:* “Provide the name of the qualifying Bluetooth coupling technology.” *See Figure 6.* The filer should fill in the provided box with the name of the Bluetooth coupling technology that the filer’s company used to satisfy the Commission’s Bluetooth coupling requirements. After the Bluetooth non-proprietary transition period ends, the filer must ensure that the Bluetooth coupling technology that the filer lists is a non-proprietary Bluetooth coupling technology. Otherwise, the filer must certify that for the reporting period the filer’s company was not in full compliance with the Commission’s Bluetooth coupling requirements and provide an

attachment explaining why the filer's company was not in full compliance with these requirements and indicating when this non-compliance ended or will end. *See* the Certification section below.

*Answer the Question:* "Does the Bluetooth coupling technology meet the requirements of 47 CFR § 20.19(b)(3)(ii)?" *See* Figure 6. The filer should answer this question "Yes" or "No," as appropriate for the filer's company. During the non-proprietary Bluetooth transition period, a filer's company is encouraged to comply with the Bluetooth coupling requirements at 47 CFR § 20.19(b)(3)(ii) of the Commission's rules, but the filer's company is not required to comply with these specific requirements. After the non-proprietary Bluetooth transition period ends, the filer's company must ensure that the Bluetooth coupling technology that it uses in its handset models to meet the Commission's Bluetooth coupling requirements meets the requirements of 47 CFR § 20.19(b)(3)(ii). Otherwise, the filer must certify that for the reporting period the filer's company was not in full compliance with the Commission's Bluetooth coupling requirements and provide an attachment explaining why the company was not in full compliance with these requirements and indicating when this non-compliance ended or will end. *See* the Certification section below.

*Answer the Question:* "For the reporting period, did all new handset models that your company added to its handset model portfolio meet the volume control certification requirements as required by 47 CFR § 20.19(c)(2), (c)(4), or (c)(6)?" *See* Figure 6. The filer should answer this question "Yes" or "No," as appropriate for the filer's company. The Commission defines a handset model portfolio as all the handset models that a handset manufacturer or service provider offers for sale or use in the United States. A filer who answers this question as "No" must certify that for the reporting period the filer's company was not in full compliance with the Commission's volume control certification requirements and provide an attachment explaining why the company was not in full compliance with these requirements and indicating when this non-compliance ended or will end. *See* the Certification section below.

*Answer the Question:* "For the reporting period, was your company in full compliance with the labeling and disclosure requirements of 47 CFR § 20.19(f)?" *See* Figure 6. The filer should answer this question "Yes" or "No," as appropriate for the filer's company. Section 20.19(f)(1) of the Commission's rules requires certain information to be printed on the external label of handset models, and section 20.19(f)(2) requires certain information to be include within a handset model's packaging either in the form of a printed package insert or printed handset manual.

A filer who answers this question as "Yes" is certifying that for the reporting period the filer's company was in full compliance with the Commission's external and internal labeling and disclosure rules. A filer who answers this question as "No" must certify that for the reporting period the filer's company was not in full compliance with the Commission's labeling and disclosure rules and provide an attachment explaining why the company was not in full compliance with these rules and indicating when this non-compliance ended or will end. *See* the Certification section below.

Handset manufacturers and service providers may use the digital labeling technology option to deliver to consumers the information required to be included within a handset model's packaging. Use of this option requires full compliance with the Commission's external printed packaging labeling and disclosure rules. A filer whose company chose the digital labeling technology option and was in full compliance with the Commission's external printed packaging labeling and disclosure rules for the reporting period should answer this question as "Yes." *See* Figure 9.

A filer whose company chose the digital labeling technology option but did not comply with the Commission's external printed package labeling and disclosure rules for the reporting period

must answer this question as “No.” A filer who answers this question as “No” must certify that for the reporting period the filer’s company was not in full compliance with the Commission’s labeling and disclosure rules and provide an attachment explaining why the company was not in full compliance with these rules and indicating when this non-compliance ended or will end. *See* the Certification section below.

*Answer the Question:* “For the reporting period, did your company use digital labeling technology, as an alternative to including a printed insert or printed handset manual, to provide consumers with the information required by 47 CFR § 20.19(f)(2)?” *See* Figure 6. The filer should answer this question “Yes” or “No,” as appropriate for the filer’s company. If the filer selects “No” as the answer to this question, then the filer is certifying that the filer’s company did not use the digital labeling technology option to provide consumers with the information required to be included within a handset model’s packaging and, instead, the filer’s company complied with the Commission’s printed insert or printed handset manual rules, as well as the Commission’s external printed package labeling rules. *See* the preceding question above.

If the filer answers this question as “Yes,” a second question will display asking if for the reporting period the filer’s company was in full compliance with the Commission’s digital labeling technology rules at 47 CFR § 20.19(f)(3). *See* Figure 9. The filer should answer this question “Yes” or “No,” as appropriate for the filer’s company. A filer who answers this question as “Yes” is certifying that for the reporting period the filer’s company was in full compliance with the Commission’s digital technology labeling rules which includes full compliance with the Commission’s external printed package labeling rules.

A filer who answers this second question as “No” is certifying that for the reporting period the filer’s company used the digital labeling technology option but was not in full compliance with the Commission’s digital labeling technology rules. *See* Figure 9. In this case, the filer must certify that the filer’s company was not in full compliance with the Commission’s digital labeling technology rules and provide an attachment explaining why the company was not in full compliance with these rules and indicating when this non-compliance ended or will end. *See* the Certification section below.

*Answer the Question:* “For the reporting period, did your company maintain a publicly accessible website that provided the hearing aid compatibility information required by 47 CFR § 20.19(h)?” *See* Figure 10. The filer should answer this question “Yes” or “No,” as appropriate for the filer’s company. A filer who answers this question “Yes” must fill in the provided box with the company’s website address where the information required by 47 CFR § 20.19(h) of the Commission’s rules can be found. A filer who answers this question as “No” *must* include an attachment with the filer’s certification that contains all the information required by 47 CFR § 20.19(h)(1) of the Commission’s rules. *See* Figure 11. A certification cannot be filed without providing either the required website address or, in the case of a company that did not maintain a publicly accessible website for the reporting period, the required attachment. Commission staff will review the provided website address or the provided attachment to ensure full compliance with the Commission’s wireless hearing aid compatibility rules, including handset model deployment benchmarks.

A filer who answers the above question as “Yes” is certifying that for the reporting period the filer’s company was in full compliance with the Commission’s website posting rules at 47 CFR § 20.19(h), including sections (h)(1), (h)(2), and (h)(3). Section 20.19(h)(1) requires handset manufacturers and service providers who maintain publicly accessible websites to post certain information about the handset models that they offer for sale or use in the United States. Section 20.19(h)(2) requires handset manufacturers and service providers to post to their publicly accessible websites point-of-contact information that consumers can use to contact

knowledgeable company employees with compatibility questions they might have about the handset models these companies offer. Section 20.19(h)(3) requires that handset manufacturers and service providers update their publicly accessible websites within 30 days of any relevant changes.

A filer whose company maintained a publicly accessible website for the reporting period that was not in full compliance with the Commission's website posting rules must answer the above question as "No." The filer must certify that the filer's company was not in full compliance with the Commission's website posting rules and provide an attachment explaining why the company was not in full compliance with these rules and when this non-compliance ended or will end. *See* the Certification section below.

A filer whose company used the digital labeling technology option at 47 CFR § 20.19(f)(3) of the Commission's rules must ensure that for the reporting period the website address that the filer provides includes the information required by 47 CFR § 20.19(f)(2). Handset manufacturers and service providers who do not maintain publicly accessible websites may not use the digital labeling technology option and must ensure full compliance with the Commission's printed external and internal labeling and disclosure requirements.

## **B. Certification**

A knowledgeable company executive must certify whether the filing company was either "in full compliance" with Commission's wireless hearing aid compatibility rules for the reporting period or was "not in full compliance" with the Commission's wireless hearing aid compatibility rules for the reporting period. *See* Figure 12. The filer must check the appropriate box as applicable to the filer's company.

*In Full Compliance:* By checking the "in full compliance" box, the certifying company represents and warrants, and the knowledgeable company executive is declaring under penalty of perjury that the certification is truthful and accurate. The filing company also acknowledges that false statements and misrepresentations to the Commission are punishable and may subject it to enforcement action. After checking the "in full compliance" box, the filer may submit an attachment that provides additional information about the company's compliance or the company's entries on its certification form. *See* Figure 12. If the filer clicks on the "Attachment" button, the filer will be transferred to the "Attachment Utility" page. *See* Figure 15. On this page, the filer should select "Other" from the dropdown menu in the "Type" box and then click on the "Choose File" button right below the "Type" box to select the file to be attached. *See* Figure 15. After submitting the attachment on the Attachment Utility page, the filer should click on the "RETURN TO APPLICATION" button to go back to the certification page. *See* Figure 16.

*Not in Full Compliance:* By checking the "not in full compliance" box, the certifying company represents and warrants, and the knowledgeable company executive is declaring under penalty of perjury that the certification is truthful and accurate. The filing company also acknowledges that false statements and misrepresentations to the Commission are punishable and may subject it to enforcement action. After checking the "not in full compliance" box, the filer *must* click on the "Attachment" button to submit an attachment explaining which wireless hearing aid compatibility requirements the filing company was not in full compliance with for the reporting period, and when the non-compliance began and, if applicable, ended with respect to each requirement. *See* Figure 12. The filer should click on the "Attachment" button and the filer will be transferred to the "Attachment Utility" page. *See* Figure 15. On this page, the filer should select "Other" from the dropdown menu in the "Type" box and then click on the "Choose File" button right below the "Type" box to select the file to be attached. *See* Figure

15. After submitting the attachment on the Attachment Utility page, the filer should click on the “RETURN TO APPLICATION” button to go back to the certification page. *See* Figure 16.

*Company(ies) Covered by This Certification:* The filer must provide the filing company’s doing business as name(s) or marketing name(s) under which the filing company offers handset models for sale or use in the United States. *See* Figure 13. For example, if the filing company offers handset models for sale or use in the United States under a common brand name like *ABC*, enter *ABC* in the box. If the filing company offers handset models for sale or use in the United States under multiply brand names enter these names in separate boxes. If the filing company has more than five brand names, enter the first four names separately in the first four boxes, and enter all the remaining names in the last box using format “DEF/GHI/LMN.”

### **C. Signing Executive and Contact Information**

The signing executive must ensure that the contact information that is provided is accurate and complete and can be used to directly contact the executive if Commission staff has a question about the filing company’s certification. *See* Figure 14.

The signing executive must include his or her first and last name, middle initial, and title. The executive must also provide his or her business address, complete phone number, including area code and extension, email address, and the date of the certification. If the filing company is a non-U.S. company, the company’s U.S. business office address, and phone number must be included. If the filing company does not have a U.S. business office address, then the filer must use its U.S. agent’s address.

Once the filer has completed the certification, the filer should click “Save and Continue” at the bottom of the page.

## **V. SUBMITTING, UPDATING, AND PRINTING FILED FCC FORM 855 CERTIFICATIONS**

After completing FCC Form 855, the filer must submit the form by selecting the “Submit Filing” button at the bottom of the Signing Executive and Contact Information screen. *See* Figure 14. The filing system will then provide the filer with a Filing Confirmation Number. *See* Figure 17. Filers must keep this confirmation number for their future reference. The filer must submit the company’s certification on or before the January 31<sup>st</sup> filing deadline. A failure to submit an FCC Form 855 certification in a timely manner may trigger a Commission enforcement action.

*Saving without Submitting a Certification:* A filer can stop at any time while completing the FCC Form 855 certification by selecting the “Quit Application” button at the top-right corner of the screen. *See* Figure 5. Whenever a filer selects “Quit Application,” the pending certification will be saved and put into the “Saved” category. *See* Figure 18. A “Saved” certification is not considered to be an FCC Form 855 certification. The filer must remember to submit the certification on or before the January 31<sup>st</sup> filing deadline. *See* Figure 19. A filer can submit a saved certification by completing the certification and submitting it.


If a filer is accidentally timed out by the system, the pending certification will be placed in the “Saved” category. The filer will need to log into the Commission’s ULS system again and complete the pending certification.

*Updating a Certification:* A filer can update a saved or submitted certification at any time before the January 31<sup>st</sup> filing deadline. A filer cannot, however, update a certification once the January 31<sup>st</sup> deadline has passed. To update a certification, the filer must access the electronic FCC Form 855 and go to the “Saved” category if the filer has a saved certification or the “HAC Submitted” category if the filer has a submitted certification. *See* Figures 18 and 19.



After clicking on the appropriate link, select “Continue” or “Update” to update the saved or submitted FCC Form 855 certification. The system will take the filer directly to the Company Information screen. *See* Figure 6. From there, the filer can update the certification. After completing the update, the filer must submit the certification again for it to be considered “HAC Submitted.” *See* Figure 19. A submitted FCC Form 855 certification that has been opened for updating but not re-submitted will be placed in the “Saved” category and not the “HAC Submitted” category.

FCC Form 855 certifications always have the purpose code of “HA.” *See* Figure 19. Knowing this information will help the filer find the certification.

*Printing the Certification:* When the filer is on the “Filing Confirmation” screen, the filer can view the certification by clicking the “Print Certification” button () at the top of the screen. *See* Figure 17. The system will generate a PDF file that contains all the information the filer has entered into the certification as well as the FRN the filer used for filing the FCC Form 855 certification.

## **VI. FCC NOTICE REQUIRED BY THE PAPERWORK REDUCTION ACT OF 1995**

The Commission estimates that each response to this information collection will take on average, a half (0.5) hour. Our estimate includes the time to read the instructions, look through existing records, gather and maintain the required data, enter the data in the on-line template, and submitting the certification electronically. If a filer has any comments on this estimate, or how the Commission can improve the information collection and reduce the burden it causes filers, please write the Federal Communications Commission, AMD-PERF, Paperwork Reduction Project (3060-0999), 45 L Street, NE, Washington, D.C. 20554. Please *do not* send completed FCC Form 855 certifications to this address. The Commission also will accept comments via the Internet if the filer sends them to [PRA@fcc.gov](mailto:PRA@fcc.gov).

Remember—Filers are not required to respond to a collection of information sponsored by the Federal government, and the government may not conduct or sponsor this collection, unless it displays a currently valid Office of Management and Budget (OMB) control number. This collection has been assigned an OMB control number of 3060-0999.

Handset manufacturers and service providers that offer handset models for sale or use in the United States that fail to file FCC Form 855 certifications in a timely fashion may be subject to penalties under the Communications Act, including sections 502 and 503(b).

**THE FOREGOING NOTICE IS REQUIRED BY THE PAPERWORK REDUCTION ACT OF 1995, PUBLIC LAW 104-13, OCTOBER 1, 1995, 44 U.S.C. SECTION 3507.**

# APPENDIX

Figure 1

## Register and Receive an FCC Registration Number

Each certifying company must have it's own FCC Registration Number (FRN). A certifying company can obtain a FRN [here](#) and can use the same FRN again for future certifications.

### FCC Registration - LOGIN

You are accessing a U.S. Government Information System. Information system usage may be monitored, recorded, and subject to audit. Unauthorized use of the information system is prohibited and subject to criminal and civil penalties. Use of the information system indicates consent to monitoring and recording.

Welcome to the Commission Registration System (CORES).

If you DO NOT have an FCC Username, please click the "REGISTER" button below to register an FCC Username.

CORES allows you to:

- Register and Manage the 10 digit FCC Registration Number (FRN).
- View financial standing (RED or Green Light Status) with the FCC and make payments.
- Retrieve payments awaiting completion.
- Enter and pay Application fees manually.
- Retrieve and pay ULS fees.
- File and pay annual Regulatory Fees.
- Manage Incentive Auction financials.

Click [Here](#) for CORES Tutorial Videos.

[News releases](#) related to the FCC Registration Number.

Username Login

Note: The Username is the email address associated with your FCC Username Account.

Username:

Password:

LOG IN

Need a Username?

REGISTER

[Forgot/Reset your Username Password?](#)

[Check Username Availability](#)

Search for public FRN information

SEARCH

## Figure 2

### Login Page

**Federal Communications Commission**  
FCC > Wireless > Licensing > Online Systems > License Manager

**License Manager**

**Use of This System is for FCC-Authorized Purposes Only.**

You are accessing a U.S. Government information system provided by the Federal Communications Commission for FCC-authorized users only. All communications occurring on this information system are subject to be monitored, recorded, and audited, therefore you have no reasonable expectation of privacy regarding any communications or data transmitted or stored on this information system.

Unauthorized or improper use of the information system or information stored on this information system is prohibited and subject to criminal, civil, and/or administrative penalties. Any data transmitted or stored on this information system may be disclosed to law enforcement or other Federal agencies or their contractors in the course of conducting an investigation or other forensic analysis.

USE OF THIS INFORMATION SYSTEM INDICATES CONSENT TO MONITORING AND RECORDING

### Log In

Log in to the License Manager to view and manage your licenses and applications, apply for a new license, and perform other license and application management tasks based on your FCC Registration Number (FRN). 10-digit FRN is required.

**PLEASE NOTE:** Per Public Notice [DA 15-77](#), the FCC no longer mails license authorizations. If you provide an email address on your application, an official copy of your license will be automatically emailed to you after the application has granted.

**FCC Registration Number (FRN)**

**Password** (FRN password or password for an associated FCC Username)

**About the FCC Registration Number (FRN)**

An FRN is a 10-digit number that is assigned to a business or individual registering with the FCC. This unique FRN is used to identify the registrant's business dealings with the FCC. The FCC will use the FRN to determine if all of a registrant's fees have been paid. You are encouraged to register with the Commission as soon as you expect to do business with the FCC. This way, you will be ready to access any of the electronic licensing systems without having to go through the registration process at the time you submit an application.

For more information, see [Public Notice DA 01-2432](#).

▶ **Forgot your password?** [Contact Tech Support](#)

▶ **Need an FRN?** [Register with the FCC](#)

▶ **Not sure if you have an FRN?** [Check your licenses](#) to determine if they've been assigned an FRN

▶ **Are you a certified Land Mobile frequency coordinator?** [Log in](#) using your coordinator login and password

▶ **Are you narrowbanding a Land Mobile license?** [Log in](#) using your access code

[FCC](#) | [Wireless](#) | [US](#) | [CORES](#) | [Paying Fees](#)


Federal Communications Commission  
 45 L Street NE  
 Washington, DC 20554

Click Here if You  
Need a FRN

Enter Your FRN  
and Password

# Figure 3

## License Manager Page



Federal Communications Commission

**License Manager**

[FCC](#) > [Wireless](#) > [Licensing](#) > [Online Systems](#) > License Manager

Logged In: 0031820814 ([Log Out](#))

▶ [Apply for a New License](#)

▶ [700 MHz Relicensing](#)

▶ [Download Electronic Authorizations](#)

▶ [Associate Licenses With Your FRN](#)

▼ [My Licenses](#)

▶ [My Applications](#)

▶ [My Reports](#)


▶ [File Light Touch Leasing Certification](#)

▶ [My Leases](#)

▶ [My Ownership Disclosure Information](#)

▶ [My Unlicensed \(LPAD\) Registrations \(including wireless microphones\)](#)

### My Licenses



Download your official electronic authorizations [here](#).

Note: ULS allows users to download multiple authorizations, however, each PDF is limited to 100 pages.

You currently have no licenses associated with your FRN. In order to utilize the License Manager with this FRN, you must first either (1) [associate your FRN with existing licenses](#) or (2) [apply for a new license](#).

**Don't See Your Licenses Here?**

It's possible that your licenses have not been associated with your FRN. In order to manage a license using the License Manager, you must first [associate the license with your FRN](#).

**Re-associate Your Licenses With Another FRN**

You may [re-associate all or some of these licenses with another FRN](#). Licenses may only be associated with one FRN, so by re-associating these licenses with another FRN, they will be disassociated from this FRN.

**NOTE:** You cannot use this function to update the FRN if the change is due to the sale (transfer of control) of the Call Sign(s) to another party.

**Disassociate Your Licenses From This FRN**

You may also [disassociate all or some of these licenses from this FRN](#).

**Find My Licenses**

Call Sign:  [GO](#)

[FCC](#) | [Wireless](#) | [ULS](#) | [CORES](#) | [Paying Fees](#)

Federal Communications Commission  
45 L Street NE  
Washington, DC 20554

**Figure 4**  
**My Applications Page—Summary**

The screenshot shows the FCC License Manager interface. The top navigation bar includes the FCC logo and the text 'Federal Communications Commission'. Below this, the breadcrumb trail reads 'FCC > Wireless > Licensing > Online Systems > License Manager'. The user is logged in as '0016112906 (Log Out)'. The main heading is 'My Applications'. A green banner at the top of the content area contains the text: 'Change your paper authorization preferences [here](#), or download your official electronic authorizations [now](#).' Below this is a table with two sections: 'Saved' and 'Awaiting Action'. The 'Saved' section has a link labeled 'Saved' and a description: 'Partially entered by the applicant but has not been completed or submitted.' The 'Awaiting Action' section has a link labeled 'HAC Submitted' and a description: 'Submitted by the applicant and can be updated (current date is before the filing period deadline).' A note at the bottom of the table states: '\* You can use the [ULS Application Search](#) to find applications completed and otherwise disposed of more than 31 days ago. Completed Hearing Aid Compatibility Reports will continue to be available after the filing period has closed.' On the left side, there is a sidebar menu with various links. Three annotations with arrows point to specific elements: one points to the 'Saved' link in the table with the text 'Saved (not finished and/or not submitted)'; another points to the 'HAC Submitted' link with the text 'Submitted Certification'; and a third points to the 'File Hearing Aid Compatibility Status (855) Certification' link in the sidebar with the text 'Click here to file a FCC Form 855 Certification'.

**License Manager**  
FCC > Wireless > Licensing > Online Systems > License Manager  
Logged In: 0016112906 (Log Out)

### My Applications

Change your paper authorization preferences [here](#), or download your official electronic authorizations [now](#).

Category	Link	Description
Saved	<a href="#">Saved</a>	Partially entered by the applicant but has not been completed or submitted.
Awaiting Action	<a href="#">HAC Submitted</a>	Submitted by the applicant and can be updated (current date is before the filing period deadline).

\* You can use the [ULS Application Search](#) to find applications completed and otherwise disposed of more than 31 days ago. Completed Hearing Aid Compatibility Reports will continue to be available after the filing period has closed.

**My Applications**  
Transfers  
Only for Transferees  
Assignments  
Only for Assignees  
Leases  
Only for Lessees, and Transferees  
Create or Submit a Pack  
Only for Microwave Licensees

**My Reports**  
[File Hearing Aid Compatibility Status \(855\) Certification](#)  
[File Light Touch Leasing Certification](#)  
[My Leases](#)  
[My Ownership Disclosure Information](#)  
[My Unlicensed LPAD Registrations \(including wireless microphones\)](#)

**Annotations:**  
- **Saved (not finished and/or not submitted)** points to the [Saved](#) link.  
- **Submitted Certification** points to the [HAC Submitted](#) link.  
- **Click here to file a FCC Form 855 Certification** points to the [File Hearing Aid Compatibility Status \(855\) Certification](#) link.

**Figure 5**  
**Company Information Page**

Reporting Period and Filing Deadline

Quit Application (report will be saved but not submitted)

**FCC** Federal Communications Commission

**License Manager**

FCC > Wireless > Licensing > Online Systems > License Manager

Logged In: 0016112906 (Log Out)

**Hearing Aid Compatibility Status Certification**

Reporting Period: January 1, 2026 - December 31, 2026  
Filing Deadline: January 31, 2027

Approved by OMB 3060-0999

Paperwork Reduction Act Burden Statement Quit Application

**Company Information**

You have selected to file FCC Form 855. The Hearing Aid Compatibility Certification Form for the Reporting Period January 1, 2026 to December 31, 2026. You must complete this form, and then certify the information you have provided before submitting your filing. Filings are due by January 31, 2027.

**Company Information**

**STEPS**

- Company Information
- Certification

Indicating that you are in the Company Information section

**Figure 6**  
**Company Information Page—Handset Manufacturer**

**Hearing Aid Compatibility Status Certification**

Reporting Period: January 1, 2026 - December 31, 2026  
Filing Deadline: January 31, 2027

**Company Information**

You have selected to file FCC Form 855, The Hearing Aid Compatibility Certification Form for the Reporting Period January 1, 2026 to December 31, 2026. You must complete this form, and then certify the information you have provided before submitting your filing. Filings are due by January 31, 2027.

If your Company is a Handset Manufacturer

Approved by OMB  
3060-0999

[Paperwork Reduction Act Burden Statement](#) [Quit Application](#)

**Company Information**

Specify below if your company is filing as a handset manufacturer, a nationwide service provider, or a non-nationwide service provider.

☒ Handset Manufacturer  
☐ Nationwide Service Provider  
☐ Non-nationwide Service Provider

For the reporting period, did your company cease offering handset models for sale or use in the United States?

☐ Yes  
☐ No

For the reporting period, did your company offer any non-hearing aid-compatible handset models for sale or use in the United States?

☐ Yes  
☐ No

Provide the total number of hearing aid-compatible handset models your company offered for sale or use in the United States during the reporting period.

Provide the total number of hearing aid-compatible handset models your company offered for sale or use in the United States during the reporting period that met applicable telecoil requirements.

Provide the total number of hearing aid-compatible handset models your company offered for sale or use in the United States during the reporting period that met applicable Bluetooth coupling requirements.

Indicate the type of qualifying Bluetooth coupling technology.

☐ Proprietary  
☐ Non-Proprietary

Provide the name of the qualifying Bluetooth coupling technology.

Does the Bluetooth coupling technology meet the requirements of 47 CFR § 20.19(b)(3)(ii)?

☐ Yes  
☐ No

For the reporting period, did all new handset models that your company added to its handset model portfolio meet the volume control certification requirements as required by 47 CFR § 20.19(c)(2), (c)(4), or (c)(6)?

☐ Yes  
☐ No

For the reporting period, was your company in full compliance with the labeling and disclosure requirements of 47 CFR § 20.19(f)?

☐ Yes  
☐ No

For the reporting period, did your company use digital labeling technology, as an alternative to including a printed insert or printed handset manual, to provide consumers with the information required by 47 CFR § 20.19(f)(2)?

☐ Yes  
☐ No

**STEPS**

1 Company Information

2 Certification

You Must Answer if you Ceased Offering Handsets in the United States during the Reporting Period.

[Continue >>](#)

**Figure 7**  
**Company Information Page—Nationwide Service Provider**

**Hearing Aid Compatibility Status Certification**

Reporting Period: January 1, 2026 - December 31, 2026  
Filing Deadline: January 31, 2027

**Company Information**

You have selected to file FCC Form 855. The Hearing Aid Compatibility Certification Form for the Reporting Period January 1, 2026 to December 31, 2026. You must complete this form, and then certify the information you have provided before submitting your filing. Filings are due by January 31, 2027.

**If your Company is a  
Nationwide Service  
Provider**

Approved by OMB  
3060-0999

[Quit Application](#)

**Company Information**

Specify below if your company is filing as a handset manufacturer, a nationwide service provider, or a non-nationwide service provider.

☐ Handset Manufacturer  
☒ **Nationwide Service Provider**  
☐ Non-nationwide Service Provider

For the reporting period, did your company cease offering wireless service in the United States?

☐ Yes  
☐ No

For the reporting period, did your company offer any non-hearing aid-compatible handset models for sale or use in the United States?

☐ Yes  
☐ No

Provide the total number of hearing aid-compatible handset models your company offered for sale or use in the United States during the reporting period.

Provide the total number of hearing aid-compatible handset models your company offered for sale or use in the United States during the reporting period that met applicable telecoil requirements.

Provide the total number of hearing aid-compatible handset models your company offered for sale or use in the United States during the reporting period that met applicable Bluetooth coupling requirements.

Indicate the type of qualifying Bluetooth coupling technology.

☐ Proprietary  
☐ Non-Proprietary

Provide the name of the qualifying Bluetooth coupling technology.

Does the Bluetooth coupling technology meet the requirements of 47 CFR § 20.19(b)(3)(ii)?

☐ Yes  
☐ No

For the reporting period, did all new handset models that your company added to its handset model portfolio meet the volume control certification requirements as required by 47 CFR § 20.19(c)(2), (c)(4), or (c)(6)?

☐ Yes  
☐ No

For the reporting period, was your company in full compliance with the labeling and disclosure requirements of 47 CFR § 20.19(f)?

☐ Yes  
☐ No

For the reporting period, did your company use digital labeling technology, as an alternative to including a printed insert or printed handset manual, to provide consumers with the information required by 47 CFR § 20.19(f)(2)?

☐ Yes  
☐ No

**STEPS**

1 **Company Information**

2 Certification

**You Must Answer if  
you Ceased Offering  
Wireless Service in  
the United States  
during the Reporting  
Period.**

[Continue >>](#)



**Figure 8**  
**Company Information Page—Non-Nationwide Service Provider**

**Hearing Aid Compatibility Status Certification**

Reporting Period: January 1, 2026 - December 31, 2026  
Filing Deadline: January 31, 2027

If your Company is a  
Non-Nationwide  
Service Provider

Approved by OMB  
3060-0999

[Quit Application](#)

---

**Company Information**

You have selected to file FCC Form 855. The Hearing Aid Compatibility Certification Form for the Reporting Period January 1, 2026 to December 31, 2026. You must complete this form, and then verify the information you have provided before submitting your filing. Filings are due by January 31, 2027.

**Company Information**

Specify below if your company is filing as a handset manufacturer, a nationwide service provider, or a non-nationwide service provider.

☐ Handset Manufacturer  
☐ Nationwide Service Provider  
☒ Non-nationwide Service Provider

For the reporting period, did your company cease offering wireless service in the United States?

☐ Yes  
☐ No

For the reporting period, did your company offer any non-hearing aid-compatible handset models for sale or use in the United States?

☐ Yes  
☐ No

Provide the total number of hearing aid-compatible handset models your company offered for sale or use in the United States during the reporting period.

Provide the total number of hearing aid-compatible handset models your company offered for sale or use in the United States during the reporting period that met applicable telecoil requirements.

Provide the total number of hearing aid-compatible handset models your company offered for sale or use in the United States during the reporting period that met applicable Bluetooth coupling requirements.

Indicate the type of qualifying Bluetooth coupling technology.

☐ Proprietary  
☐ Non-Proprietary

Provide the name of the qualifying Bluetooth coupling technology.

Does the Bluetooth coupling technology meet the requirements of 47 CFR § 20.19(b)(3)(ii)?

☐ Yes  
☐ No

For the reporting period, did all new handset models that your company added to its handset model portfolio meet the volume control certification requirements as required by 47 CFR § 20.19(c)(2), (c)(4), or (c)(6)?

☐ Yes  
☐ No

For the reporting period, was your company in full compliance with the labeling and disclosure requirements of 47 CFR § 20.19(f)?

☐ Yes  
☐ No

For the reporting period, did your company use digital labeling technology, as an alternative to including a printed insert or printed handset manual, to provide consumers with the information required by 47 CFR § 20.19(f)(2)?

☐ Yes  
☐ No

**STEPS**

1 **Company Information**

2 Certification

You Must Answer if  
you Ceased Offering  
Wireless Service in  
the United States  
during the Reporting  
Period.

[Continue >>](#)

17

FCC Form 855 Instructions  
OMB Approval Date xxxxx

## Figure 9

### Company Information Page—Digital Labeling Technology

#### Hearing Aid Compatibility Status Certification

Approved by OMB  
3060-0999

Reporting Period: January 1, 2026 - December 31, 2026  
Filing Deadline: January 31, 2027

[Paperwork Reduction Act Burden Statement](#) [Quit Application](#)

#### Company Information

You have selected to file FCC Form 855. The Hearing Aid Compatibility Certification Form for the Reporting Period January 1, 2026 to December 31, 2026. You must complete this form, and then certify the information you have provided before submitting your filing. Filings are due by January 31, 2027.

#### STEPS

- 1 Company Information
- 2 Certification

#### Company Information

Specify below if your company is filing as a handset manufacturer, a nationwide service provider, or a non-nationwide service provider.

- ☐ Handset Manufacturer
- ☐ Nationwide Service Provider
- ☐ Non-nationwide Service Provider

For the reporting period, did your company offer any non-hearing aid-compatible handset models for sale or use in the United States?

- ☐ Yes
- ☐ No

Provide the total number of hearing aid-compatible handset models your company offered for sale or use in the United States during the reporting period.

Provide the total number of hearing aid-compatible handset models your company offered for sale or use in the United States during the reporting period that met applicable telecoil requirements.

Provide the total number of hearing aid-compatible handset models your company offered for sale or use in the United States during the reporting period that met applicable Bluetooth coupling requirements.

Indicate the type of qualifying Bluetooth coupling technology.

- ☐ Proprietary
- ☐ Non-Proprietary

Provide the name of the qualifying Bluetooth coupling technology.

Does the Bluetooth coupling technology meet the requirements of 47 CFR § 20.19(b)(3)(ii)?

- ☐ Yes
- ☐ No

For the reporting period, did all new handset models that your company added to its handset model portfolio meet the volume control certification requirements as required by 47 CFR § 20.19(c)(2), (c)(4), or (c)(6)?

- ☐ Yes
- ☐ No

For the reporting period, was your company in full compliance with the labeling and disclosure requirements of 47 CFR § 20.19(f)?

- ☐ Yes
- ☐ No

For the reporting period, did your company use digital labeling technology, as an alternative to including a printed insert or printed handset manual, to provide consumers with the information required by 47 CFR § 20.19(f)(2)?

- ☒ Yes
- ☐ No

For the reporting period was your company in full compliance with the digital labeling technology rules at 47 CFR § 20.19(f)(3), including the external printed package labeling rules at 47 CFR § 20.19(f)(1)?

- ☐ Yes
- ☐ No

If your Company used Digital Labeling Technology for the Reporting Period.

You Must Answer if your Company was in Full Compliance with the Digital Labeling Technology Rules for the Reporting Period per 47 CFR § 20.19(f)(1), (3)

[Continue >>](#)

**Figure 10**  
**Certification Page—Company with a Publicly Accessible Website**

**Hearing Aid Compatibility Status Certification**

Reporting Period: January 1, 2026 - December 31, 2026  
Filing Deadline: January 31, 2027

Company with a Publicly Accessible Website

Attachments
Print Certification
Paperwork Reduction Act Burden Statement
Quit Application

**Certification**

For the reporting period, did your company maintain a publicly accessible website that provided the hearing aid compatibility information required by 47 CFR § 20.19(h)?

☒ Yes
☐ No

Enter the web site address of page(s) containing the required hearing aid compatibility information.  
If a web address contains any of these symbols: % + = ~ \* please place the web address in a document and use the Attachment Utility to submit it with this form.

**Certification**

I am a knowledgeable executive of [Company X] regarding compliance with the Federal Communications Commission's wireless hearing aid compatibility requirements as a company covered by those requirements.

I certify that the company was (choose one)

☐ (in full compliance)  
☐ (not in full compliance)

at all times during the applicable reporting period with the Commission's wireless hearing aid compatibility deployment benchmarks and all other relevant wireless hearing aid compatibility requirements.

The company represents and warrants, and I certify by this declaration under penalty of perjury pursuant to 47 CFR § 1.16 that the above certification is consistent with 47 CFR § 1.17, which requires truthful and accurate statements to the Commission. The company also acknowledges that false statements and misrepresentations to the Commission are punishable under Title 18 of the U.S. Code and may subject it to enforcement action pursuant to Sections 501 and 503 of the Act.

If not in full compliance was chosen above, provide an explanation of which wireless hearing aid compatibility requirements the company was not in compliance with, when the non-compliance began and (if applicable) ended with respect to each requirement. Use the Attachment Utility below to provide this required information.

Attachments In the Attachment Utility, select Type as "Other" before returning to the application.

**STEPS**

1 Company Information

2 **Certification**

Indicating that you are in the Certification Section.

Enter Publicly Accessible Website Address

**Figure 11**  
**Certification Page—Company without a Publicly Accessible Website**

**Hearing Aid Compatibility Status Certification**

Reporting Period: January 1, 2026 - December 31, 2026  
Filing Deadline: January 31, 2027

[Attachments](#) [Print Certification](#) [Paperwork Reduction Act Burden Statement](#) [Quit Application](#)

**Certification**

For the reporting period, did your company maintain a publicly accessible website that provided the hearing aid compatibility information required by 47 CFR § 20.19(h)?

☐ Yes

☒ No

If your company did not maintain a publicly accessible website for the reporting period, you must upload an attachment with this filing showing the information required by 47 CFR § 20.19(h). Use the Attachment Utility below to provide this required information.

**STEPS**

- Company Information
- Certification**

**Certification**

I am a knowledgeable executive of [Company X] regarding compliance with the Federal Communications Commission's wireless hearing aid compatibility requirements as a company covered by those requirements.

I certify that the company was (choose one)

☐ (in full compliance)

☐ (not in full compliance)

at all times during the applicable reporting period with the Commission's wireless hearing aid compatibility deployment benchmarks and all other relevant wireless hearing aid compatibility requirements.

The company represents and warrants, and I certify by this declaration under penalty of perjury pursuant to 47 CFR § 1.16 that the above certification is consistent with 47 CFR § 1.17, which requires truthful and accurate statements to the Commission. The company also acknowledges that false statements and misrepresentations to the Commission are punishable under Title 18 of the U.S. Code and may subject it to enforcement action pursuant to Sections 501 and 503 of the Act.

If not in full compliance was chosen above, provide an explanation of which wireless hearing aid compatibility requirements the company was not in compliance with, when the non-compliance began and (if applicable) ended with respect to each requirement. Use the Attachment Utility below to provide this required information.

[Attachments](#) In the Attachment Utility, select Type as "Other" before returning to the application.

**If Your Company Didn't Maintain a Publicly Accessible Website during the Reporting Period, You Must Upload an Attachment with the Information Required by 47 CFR § 20.19(h).**

## Figure 12

### Certification Page—Compliance

#### Hearing Aid Compatibility Status Certification

Reporting Period: January 1, 2026 - December 31, 2026  
Filing Deadline: January 31, 2027

[Attachments](#) [Print Certification](#) [Paperwork Reduction Act Burden Statement](#) [Quit Application](#)

**Certification**

For the reporting period, did your company maintain a publicly accessible website that provided the hearing aid compatibility information required by 47 CFR § 20.19(h)?

☐ Yes  
☐ No

**STEPS**

- Company Information
- Certification**

**Certification**

I am a knowledgeable executive of [Company X] regarding compliance with the Federal Communications Commission's wireless hearing aid compatibility requirements as a company covered by those requirements.

I certify that the company was (choose one)

☐ (in full compliance) ← Select if your Company was Compliant or Non-Compliant for the Reporting Period

☐ (not in full compliance)

at all times during the applicable reporting period with the Commission's wireless hearing aid compatibility deployment benchmarks and all other relevant wireless hearing aid compatibility requirements.

The company represents and warrants, and I certify by this declaration under penalty of perjury pursuant to 47 CFR § 1.16 that the above certification is consistent with 47 CFR § 1.17, which requires truthful and accurate statements to the Commission. The company also acknowledges that false statements and misrepresentations to the Commission are punishable under Title 18 of the U.S. Code and may subject it to enforcement action pursuant to Sections 501 and 503 of the Act.

If not in full compliance was chosen above, provide an explanation of which wireless hearing aid compatibility requirements the company was not in compliance with, when the non-compliance began and (if applicable) ended with respect to each requirement. Use the Attachment Utility below to provide this required information.

[Attachments](#) ← A Non-Compliant Company Must Attach a Document Explaining the Non-compliance

In the Attachment Utility, select Type as "Other" before returning to the application.

Company(ies) covered by this certification

(Enter at least one)

**Signing Executive and Contact Information**

You must ensure that the contact information you provide below is accurate. Commission staff will use this information to contact you if they have a question about your company's filing.

First Name:

Middle Initial:  (optional)

Last Name:

Address:

Phone:

Email:

Title:

Date:  (system date)

WILLFUL FALSE STATEMENTS MADE ON THIS FORM OR ANY ATTACHMENTS ARE PUNISHABLE BY FINE AND/OR IMPRISONMENT (U.S. Code, Title 18, Section 1001) AND/OR REVOCATION OF ANY STATION LICENSE OR CONSTRUCTION PERMIT (U.S. Code, Title 47, Section 312(a)(1)), AND/OR FORFEITURE (U.S. Code, Title 47, Section 503).

[Back](#) [Submit Filing](#)

## Figure 13

### Certification Page—Compan(ies) Covered by This Certification

#### Hearing Aid Compatibility Status Certification

Reporting Period: January 1, 2026 - December 31, 2026  
Filing Deadline: January 31, 2027

[Attachments](#) [Print Certification](#) [Paperwork Reduction Act Burden Statement](#) [Quit Application](#)

**Certification**

For the reporting period, did your company maintain a publicly accessible website that provided the hearing aid compatibility information required by 47 CFR § 20.19(h)?

☐ Yes  
☐ No

**STEPS**

- Company Information
- Certification**

**Certification**

I am a knowledgeable executive of [Company X] regarding compliance with the Federal Communications Commission's wireless hearing aid compatibility requirements as a company covered by those requirements.

I certify that the company was (choose one)

☐ (in full compliance)  
☐ (not in full compliance)

at all times during the applicable reporting period with the Commission's wireless hearing aid compatibility deployment benchmarks and all other relevant wireless hearing aid compatibility requirements.

The company represents and warrants, and I certify by this declaration under penalty of perjury pursuant to 47 CFR § 1.16 that the above certification is consistent with 47 CFR § 1.17, which requires truthful and accurate statements to the Commission. The company also acknowledges that false statements and misrepresentations to the Commission are punishable under Title 18 of the U.S. Code and may subject it to enforcement action pursuant to Sections 501 and 503 of the Act.

If not in full compliance was chosen above, provide an explanation of which wireless hearing aid compatibility requirements the company was not in compliance with, when the non-compliance began and (if applicable) ended with respect to each requirement. Use the Attachment Utility below to provide this required information.

[Attachments](#) In the Attachment Utility, select Type as "Other" before returning to the application.

Company(ies) covered by this certification  
(Enter at least one)

**Signing Executive and Contact Information**

You must ensure that the contact information you provide below is accurate. Commission staff will use this information to contact you if they have a question about your company's filing.

First Name:   
Middle Initial:  (optional)  
Last Name:   
Address:   
Phone:   
Email:   
Title:   
Date:  (system date)

WILLFUL FALSE STATEMENTS MADE ON THIS FORM OR ANY ATTACHMENTS ARE PUNISHABLE BY FINE AND/OR IMPRISONMENT (U.S. Code, Title 18, Section 1001) AND/OR REVOCATION OF ANY STATION LICENSE OR CONSTRUCTION PERMIT (U.S. Code, Title 47, Section 312(a)(1)), AND/OR FORFEITURE (U.S. Code, Title 47, Section 503).

[Back](#) [Submit Filing](#)

Enter the Name of  
Company(ies) Covered  
by this Certification. At  
Least One is Required

## Figure 14

### Certification Page—Signing Executive and Contact Information

#### Hearing Aid Compatibility Status Certification

Reporting Period: January 1, 2026 - December 31, 2026  
Filing Deadline: January 31, 2027

[Attachments](#) [Print Certification](#) [Paperwork Reduction Act Burden Statement](#) [Quit Application](#)

**Certification**

For the reporting period, did your company maintain a publicly accessible website that provided the hearing aid compatibility information required by 47 CFR § 20.19(h)?

☐ Yes  
☐ No

**STEPS**

- Company Information
- Certification**

**Certification**

I am a knowledgeable executive of [Company X] regarding compliance with the Federal Communications Commission's wireless hearing aid compatibility requirements as a company covered by those requirements.

I certify that the company was (choose one)

☐ (in full compliance)  
☐ (not in full compliance)

at all times during the applicable reporting period with the Commission's wireless hearing aid compatibility deployment benchmarks and all other relevant wireless hearing aid compatibility requirements.

The company represents and warrants, and I certify by this declaration under penalty of perjury pursuant to 47 CFR § 1.16 that the above certification is consistent with 47 CFR § 1.17, which requires truthful and accurate statements to the Commission. The company also acknowledges that false statements and misrepresentations to the Commission are punishable under Title 18 of the U.S. Code and may subject it to enforcement action pursuant to Sections 501 and 503 of the Act.

If not in full compliance was chosen above, provide an explanation of which wireless hearing aid compatibility requirements the company was not in compliance with, when the non-compliance began and (if applicable) ended with respect to each requirement. Use the Attachment Utility below to provide this required information.

[Attachments](#) In the Attachment Utility, select Type as "Other" before returning to the application.

Company(ies) covered by this certification

(Enter at least one)

**Signing Executive and Contact Information**

You must ensure that the contact information you provide below is accurate. Commission staff will use this information to contact you if they have a question about your company's filing.

First Name:   
Middle Initial:  (optional)  
Last Name:   
Address:   
Phone:   
Email:   
Title:   
Date:  (system date)

Enter the Contact Information of the Certifying Individual

WILLFUL FALSE STATEMENTS MADE ON THIS FORM OR ANY ATTACHMENTS ARE PUNISHABLE BY FINE AND/OR IMPRISONMENT (U.S. Code, Title 18, Section 1001) AND/OR REVOCATION OF ANY STATION LICENSE OR CONSTRUCTION PERMIT (U.S. Code, Title 47, Section 312(a)(1)), AND/OR FORFEITURE (U.S. Code, Title 47, Section 503).

[Back](#) [Submit Filing](#)

**Figure 15**  
**Attachment Utility Page**

The screenshot displays the FCC Universal Licensing System (ULS) interface. At the top, the FCC logo and 'Federal Communications Commission' are visible on the left, and 'FCC Home | Search | U' on the right. Below this is a yellow banner with 'Universal Licensing System'. The breadcrumb trail reads 'FCC > WTB > ULS > License Manager'. The main heading is 'License Manager'. The 'Add Attachment' section includes a 'Type' dropdown menu with 'Other' selected, a 'File\*' button labeled 'Choose File' (with 'No file chosen' text), and a 'Description' text field. Below these are buttons for 'RETURN TO APPLICATION', 'ADD ATTACHMENT', and 'RESET'. A note states: '\* ULS accepts a variety of file types as attachments. Refer to the ULS Help for a list of specific file types accepted. An attachment may not be greater than 1 GB.' The 'Current Attachments' section shows a 'REFRESH' button and the text 'None'.

**Select "Other"**

**Choose File**

**Add Attachment**

Type: Other

File\*: Choose File | No file chosen

Description:

RETURN TO APPLICATION ADD ATTACHMENT RESET

\* ULS accepts a variety of file types as attachments. Refer to the ULS Help for a list of specific file types accepted. An attachment may not be greater than 1 GB.

**Current Attachments** REFRESH

None



**Figure 16**  
**Return to Filing Page**

**Attachment file uploaded**  
The attachment file Certification Attachment Test.docx was successfully uploaded.

**Add Attachment**

Type

File\*  No file chosen

Description

\*ULS accepts a variety of file types as attachments. Refer to the ULS Help for a list of specific file types accepted. An attachment may not be greater than 1 GB.

**Current Attachments**

Type	Description	Date Uploaded
<input type="checkbox"/> Other	This is a test attachment	07/22/2019

**Return to the Filing Page**

**Add Another Attachment**

**Figure 17**  
**Confirmation Page**



Federal  
Communications  
Commission


License Manager

FCC > Wireless > Licensing > Online Systems > License Manager

Logged In: 0025731696 (Log Out)

Reporting Period: January 1, 2026 - December 31, 2026  
Filing Deadline: January 31, 2027

Filing Confirmation

 Print Certification  Paperwork Reduction Act Burden Statement >> Return to License Manager - My Applications

FILING RECEIVED

Thank you for your submission. Your filing has been received.  
Filing Confirmation Number: **0002942671**

FCC | Wireless | ULS | CORES | Paying Fees

Help | Tech Support

Federal Communications Commission  
45 L Street NE  
Washington, DC 20554

Phone: 1-877-480-3201  
ASL Videophone: 1-844-432-2275  
[Submit Help Request](#)

**Figure 18**  
**My Applications Page—Saved Certification**

**FCC** Federal Communications Commission  
 License Manager  
 FCC > Wireless > Licensing > Online Systems > License Manager  
 Logged In: 0016112906 (Log Out)

**My Applications**  
**Application 0002935753 At A Glance**

Change your paper authorization preferences [here](#), or download your official electronic authorizations [now](#).

This report is in a "Saved" status. You must complete and submit the report before the filing window closes. Saved HAC Reports will **not** be removed from the system after 30 days.

File Number	0002935753	Status	Saved
Call Sign/Lease ID		Purpose	HA
<input checked="" type="checkbox"/> <b>Applicant Name &amp; Address</b> ABCD Corp 123 adf rockville, MD 20850			
<input checked="" type="checkbox"/> <b>Dates</b> Saved 07/23/2019			

[View Complete Application](#)

**Annotations:**

- "Saved" Status (but not submitted)
- Continue to file the certification
- Purpose Code will be "HA" (for Hearing Aid Compatibility certification)

**Figure 19**  
**My Applications Page—Submitted Certification**

**FCC License Manager**  
 FCC > Wireless > Licensing > Online Systems > License Manager  
 Logged In: 0016112906 (Log Out)

**My Applications**  
**Application 0002935753 At A Glance**

Change your paper authorization preferences [here](#), or download your official electronic authorizations [now](#).

This report is in a 'Submitted' status. If you continue working on this submitted report, ULS will return it to a 'Saved' status. You must resubmit the report by clicking on the 'Submit Filing' button on the Hearing Aid Compatibility Status Report Certification screen before the filing window closes.

File Number	Call Sign/Lease ID	Status	Purpose
0002935753		HAC Submitted	HA

**Confirmation Number**

**Applicant Name & Address**  
 ABCD Corp  
 123 adf  
 rockville, MD 20850

**Dates**  
 Received: 07/23/2019

**Purpose Code will be "HA" (for Hearing Aid Compatibility certification)**

**Work on this Application**  
[Update](#)  
[Delete](#)

**Delete the Certification**

**Update the Certification**

**Submitted Status**

**Find My Applications**  
 File Number:

[View Complete Application](#)