

eSubmitter v3

CTP Tobacco Product Manufacturer form

The screenshot displays the eSubmitter v3 software interface. The main window has a blue header with the 'eSubmitter' logo and a navigation bar with tabs: Welcome, Alerts and News, Helpful Tips, Addresses and Contacts, Links, Frequently Asked Questions, and History. On the left, a 'Menu Options' sidebar contains buttons for 'Create New Submission...', 'Open Existing Submission...', 'eSubmitter Quick Guide...', and 'Exit Application'. The 'Create New Submission...' button is highlighted with a red box. The main content area shows a 'Welcome to eSubmitter! An FDA Electronic Submissions Software Initiative' message, followed by an 'Overview' section, a 'Getting Started' section, a 'Contact Us' section, and an 'Application Updates' section. A 'New Submission Dialog' window is open, titled 'Create New Submission'. It shows 'Step 1: Select Submission Type' with a table of available submission types. The 'CTP: Tobacco Product Ingredient Listing' row is highlighted in blue. Below the table, there is a 'Description of Selected Submission Type' section titled 'Listing of Ingredients in Tobacco Products', which contains text about the Family Smoking Prevention and Tobacco Control Act. At the bottom of the dialog, there are 'Cancel', 'Previous', 'Next' (highlighted with a red box), and 'Create' buttons. The bottom of the main window shows the FDA logo and the text 'U.S. Food and Drug Administration Protecting and Promoting Your Health'.

Version: 3.54.00 Build 1
Last Updated: 05/05/2022

FDA U.S. Food and Drug Administration
Protecting and Promoting Your Health

Department of Health & Human Services

Name	Version	Version Date	Last Create Date	Last Submit Date
CDRH: Radiation Emitting Product (OMB NO. 0910-0025)	2.6	12/03/2019 11:53:3 PM		
CDRH: Radiation Emitting Product (OMB NO. 0910-0025)	2.6.1	08/18/2020 04:03:15 PM		
CDRH: Report of Assembly of a Diagnostic X-Ray System	1.4.1	08/12/2021 02:20:15 PM		
CTP: Tobacco 904(a)(3) Template	1.8	10/03/2019 12:26:18 PM		
CTP: Tobacco Health/Requested Document Submission	1.1	09/05/2020 10:27:15 AM		
CTP: Tobacco Product Ingredient Listing	2.9	10/04/2019 01:32:45 PM		
CTP: Transmittal Form	2.2	10/03/2019 12:29:23 PM		

Listing of Ingredients in Tobacco Products

On June 22, 2009, the President signed the Family Smoking Prevention and Tobacco Control Act (Tobacco Control Act) (Public Law 111-31) into law. Among its many provisions, the Tobacco Control Act added section 904 to the Federal Food, Drug, and Cosmetic Act (the act) (21 U.S.C. 387d), establishing requirements for tobacco product ingredient submissions. To view the Tobacco Control Act, see [Public Law citation \(Pub. Law 111-31\)](#).

For your reference, see the [Guidance: Listing of Ingredients in Tobacco Products](#).

eSubmitter v3

CTP Tobacco Product Manufacturer form

The screenshot displays the eSubmitter v3 software interface. The main window has a menu bar (File, Edit, View, Table, Output, Tools, Help) and a toolbar. The left sidebar contains 'Menu Options' with buttons for 'Create New Submission...', 'Open Existing Submission...', 'eSubmitter Quick Guide...', and 'Exit Application'. The main content area shows a 'Welcome' message and navigation tabs (Welcome, Alerts and News, Helpful Tips, Addresses and Contacts, Links, Frequently Asked Questions, History). A 'Create New Submission' dialog box is open, showing 'Step 2: Provide Submission Details'. The dialog has fields for 'Descriptive Name' and 'File Name (.xml)', both containing 'Test'. There is also a text area for 'Additional Comments about this Submission' with the text 'Test'. The dialog has 'Cancel', 'Previous', 'Next', and 'Create' buttons. The 'Create' button is highlighted with a red rectangle. The bottom of the window shows the FDA logo and version information: 'Version: 3.54.00 Build 1', 'Last Updated: 05/05/2022'.

Version: 3.54.00 Build 1
Last Updated: 05/05/2022

U.S. Food and Drug Administration
Protecting and Promoting Your Health

Department of Health & Human Services

eSubmitter v3

CTP Tobacco Product Manufacturer form

The screenshot shows the eSubmitter v3 application window. The title bar reads "eSubmitter". The menu bar includes "File", "Edit", "View", "Table", "Output", "Tools", and "Help". The toolbar contains various icons for file operations and navigation. The status bar at the top right shows "Last Modified:" and "Date Packaged:". The main content area is titled "Listing of Ingredients: Overview" and contains a notice about template updates, a section titled "Listing of Ingredients in Tobacco Products" with explanatory text, and a footer with navigation buttons and an OMB number.

Submission Name: Test6
Report Type: CTP: Tobacco Product Ingredient Listing

Screen View | Listing of Ingredients: Overview

Notice: eSubmitter submission templates are updated monthly. Using updated templates for your submission helps ensure the latest fields and structure of each submission can be received and processed by the FDA. When you create a new submission, eSubmitter will provide the newer template. If you want to create a submission from a prior submission, you can use the 'Save As' option and eSubmitter will load the newer template. However, if eSubmitter updates are blocked by your IT infrastructure then eSubmitter cannot load the newer template. If eSubmitter updates are being blocked, check the FDA eSubmitter application history on the eSubmitter webpage to locate important CTP template updates so that you can perform manual reinstalls as needed. <http://www.fda.gov/ForIndustry/FDAeSubmitter>

Listing of Ingredients in Tobacco Products

On June 22, 2009, the President signed the Family Smoking Prevention and Tobacco Control Act (Tobacco Control Act) (Public Law 111-31) into law. The Tobacco Control Act amended the Federal Food, Drug, and Cosmetic Act (the distribution of tobacco products to protect the public health generally and to reduce tobacco use by minors. To view the Tobacco Control Act, see [Public Law citation \(Pub. Law 111-31\)](#).

Complete the following question and answer form to list your ingredients or report any changes to your ingredients and submit the required data to FDA's Center for Tobacco Products via the FDA Electronic Submissions Gateway (ESG). To register with the FDA ESG, go to www.fda.gov/esg/.

For your reference, see the [Guidance: Listing of Ingredients in Tobacco Products](#).

Please note, there are several icons within the application to help guide you. Most importantly, the light bulbs indicate additional instructions, definitions from the guidance document, and other helpful hints.

An agency may not conduct or sponsor, and a person is not required to respond to, a collection of information unless it displays a currently valid OMB control number. The OMB control number for this information collection is 0910-0650 (expires 6/30/2019).

Blue dots indicate required fields.

OMB No. 0910-0650, Expiration Date: 6/30/2019

Navigation buttons: Previous, Outline View, Next (highlighted with a red box).

eSubmitter v3
CTP Tobacco Product Manufacturer form

The screenshot shows the eSubmitter v3 application window. The title bar reads "eSubmitter". The menu bar includes "File", "Edit", "View", "Table", "Output", "Tools", and "Help". The toolbar contains various icons for file operations and navigation. The main window displays the "Listing of Ingredients: Overview" tab. The left sidebar shows a tree view with the following structure:

- Overview
 - Submitter Role and Submission Type
 - Submission Type
 - Role of Submitter
 - Identification Information
 - Submitter Identification
 - Manufacturer of Imported Products
 - U.S. Agent
 - Product and Ingredient Listing
 - Product Listing
 - Component Identification
 - Ingredient Listing
 - Identical Product Information
 - Additional Information

The main content area is currently empty. At the bottom of the window, there are two buttons: "Screen View" (highlighted with a red box) and "Select".

eSubmitter v3
CTP Tobacco Product Manufacturer form

The screenshot shows the eSubmitter v3 application window. The title bar reads "eSubmitter". The menu bar includes "File", "Edit", "View", "Table", "Output", "Tools", and "Help". The toolbar contains icons for file operations (open, save, print, etc.) and navigation (back, forward, home, etc.).

Below the toolbar, a status bar displays:
Submission Name: Test6
Report Type: CTP: Tobacco Product Ingredient Listing
Last Modified:
Date Packaged:

A tab bar at the top of the main content area shows "Screen View" and "Listing of Ingredients: Submitter Role and Submission Type". The "Screen View" tab is active.

The main content area has a breadcrumb trail: **Submitter Role and Submission Type > Submitter Identification > Product and Ingredient Listing > Additional Information > Confirmation**.

Below the breadcrumb trail, a text box contains the following information:
You are in the **Submitter Role and Submission Type** section. In this section you will be asked to identify your role and type of submission (new or update to previous submission).
Based on your answers to this section, the application will tailor subsequent questions to ensure that you only answer those questions relevant to you.

Below this text box, a link is provided: [Instructions](#) and helpdesk assistance (esubmitter@fda.hhs.gov or 1-877-CTP-1373 (1-877-287-1373)) are available to help you create your eSubmitter submissions for the Center for Tobacco Products.

At the bottom of the window, a footer bar contains three buttons: "Previous", "Outline View", and "Next". The "Next" button is highlighted with a red rectangle.

In the bottom right corner of the footer bar, the text "OMB No. 0910-0650, Expiration Date: 5/31/2010" is visible.

eSubmitter v3

CTP Tobacco Product Manufacturer form

eSubmitter

File Edit View Table Output Tools Help

Submission Name: Test6
Report Type: CTP Tobacco Product Ingredient Listing

Last Modified:
Date Packaged:

Screen View Listing of Ingredients: Submission Type

Submission Type

Please follow the instructions below to select submission status properly.

Initial submission per 904(a)(1) for product(s) on the market as of June 22, 2009 (for cigarettes, cigarette tobacco, RYO, and smokeless tobacco) or August 8, 2016 (for other tobacco products) - Complete all sections of the submission form, including Contact Information and Products and Ingredients.

Initial submission per 904(c)(1) for new product(s) - Complete all sections of the submission form, including Contact Information and Products and Ingredients. Only include new products. Do not include a comprehensive list of all products.

Initial submission per 904(c)(1) for modification to existing product(s):

Initial submission per 904(c)(2) for modification to existing product(s)* - Complete all sections of the submission form, including Contact Information and Products and Ingredients. Only include products that are being modified due to a new tobacco additive or increases in the quantity of an existing tobacco additive.

Initial submission per 904(c)(3) for modification to existing product(s)* - Complete all sections of the submission form, including Contact Information and Products and Ingredients. Only include products that are being modified due to eliminating or decreasing an existing additive, or adds or increases an additive.

Amendment to correct previous product ingredient submission(s)** - Perform a Save As to save the previously submitted submission with a new file name. Open the newly named file and make necessary updates to the submission product information.

*If modification to a product involves more than one ingredient and is subject to both 904(c)(2) and 904(c)(3) reporting requirements, treat the modification to the product as falling under 904(c)(2).

** If you are only reporting an update or correction to contact information, do not use this form. Instead, please submit a letter to FDA indicating the update or correction.

Please note: If you are discontinuing or resuming a discontinued product per 905(i)(3), you are required to submit an update to product list through 905 only and not 904. If you are adding a product, you must submit an update to product list per 905(i)(3) as well as submit an ingredient listing for this product under 904(c)(1).

If you are unsure how to submit your information to CTP (e.g., corrections), please contact the help desk at eSubmitter@fda.hhs.gov or by telephone at 1-877-CTP-1373.

For information regarding the section 904 requirements, please refer to the [Guidance Listing of Ingredients in Tobacco Products](#).

Submission Type (Please ensure that all products under this submission meet the definition of the checked submission type. Click lightbulb for definitions)

☐ Type a: Initial submission per 904(a)(1) for product(s) on the market as of June 22, 2009 (for cigarettes, cigarette tobacco, RYO, and smokeless tobacco) or August 8, 2016 (for other tobacco products)

☐ Type b: Initial submission per 904(c)(1) for new product(s)

☐ Type c: Initial submission per 904(c)(1) for modification to existing product(s)

☐ Type d: Initial submission per 904(c)(2) for modification to existing product(s)*

☐ Type e: Initial submission per 904(c)(3) for modification to existing product(s)*

☐ Type f: Amendment to correct previous product ingredient submission(s)**

Enter the previous product ingredient submission tracking number:

OMB No. 0910-0650, Expiration Date: 5/31/2010

Back Outline View Forward

eSubmitter v3

CTP Tobacco Product Manufacturer form

eSubmitter

File Edit View Table Output Tools Help

Submission Name: Test7
Report Type: CTP: Tobacco Product Ingredient Listing

Last Modified:
Date Packaged:

Screen View Listing of Ingredients: Submission Type

Submission Type

Please follow the instructions below to select submission status properly.

Initial submission per 904(a)(1) for product(s) on the market as of June 22, 2009 (for cigarettes, cigarette tobacco, RYO, and smokeless tobacco) or August 8, 2016 (for other tobacco products) - Complete all sections of the submission form, including Contact Information and Products and Ingredients.

Initial submission per 904(c)(1) for new product(s) - Complete all sections of the submission form, including Contact Information and Products and Ingredients. Only include new products. Do not include a comprehensive list of all products.

Initial submission per 904(c)(1) for modification to existing product(s):

Initial submission per 904(c)(2) for modification to existing product(s)* - Complete all sections of the submission form, including Contact Information and Products and Ingredients. Only include products that are being modified due to a new tobacco additive or increases in the quantity of an existing tobacco additive.

Initial submission per 904(c)(3) for modification to existing product(s)* - Complete all sections of the submission form, including Contact Information and Products and Ingredients. Only include products that are being modified due to eliminating or decreasing an existing additive, or adds or increases an additive.

Amendment to correct previous product ingredient submission(s)** - Perform a Save As to save the previously submitted submission with a new file name. Open the newly named file and make necessary updates to the submission product information.

*If modification to a product involves more than one ingredient and is subject to both 904(c)(2) and 904(c)(3) reporting requirements, treat the modification to the product as falling under 904(c)(2).

** If you are only reporting an update or correction to contact information, do not use this form. Instead, please submit a letter to FDA indicating the update or correction.

Please note: If you are discontinuing or resuming a discontinued product per 905(i)(3), you are required to submit an update to product list through 905 only and not 904. If you are adding a product, you must submit an update to product list per 905(i)(3) as well as submit an ingredient listing for this product under 904(c)(1).

If you are unsure how to submit your information to CTP (e.g., corrections), please contact the help desk at eSubmitter@fda.hhs.gov or by telephone at 1-877-CTP-1373.

For information regarding the section 904 requirements, please refer to the [Guidance: Listing of Ingredients in Tobacco Products](#).

Submission Type (Please ensure that all products under this submission meet the definition of the checked submission type. Click lightbulb for definitions)

- ☒ Type a: Initial submission per 904(a)(1) for product(s) on the market as of June 22, 2009 (for cigarettes, cigarette tobacco, RYO, and smokeless tobacco) or August 8, 2016 (for other tobacco products)
- ☐ Type b: Initial submission per 904(c)(1) for new product(s)
- ☐ Type c: Initial submission per 904(c)(1) for modification to existing product(s)
- ☐ Type d: Initial submission per 904(c)(2) for modification to existing product(s)*
- ☐ Type e: Initial submission per 904(c)(3) for modification to existing product(s)*
- ☐ Type f: Amendment to correct previous product ingredient submission(s)**

Enter the previous product ingredient submission tracking number:

OMB No. 0910-0630, Expiration Date: 5/31/2019

Outline View

eSubmitter v3

CTP Tobacco Product Manufacturer form

eSubmitter

File Edit View Table Output Tools Help

Submission Name: Test6
Report Type: CTP: Tobacco Product Ingredient Listing

Last Modified:
Date Packaged:

Screen ViewListing of Ingredients: Role of Submitter?

Statutory Requirements

The requirements under section 904(a)(1) of the act apply to each tobacco product manufacturer or importer. Domestic manufacturers are to submit the required ingredient information for products they manufacture and, for tobacco products that are imported, the required ingredient information is to be submitted by either the foreign manufacturer or the importer of the product. This includes any tobacco product, whether for consumers or for further manufacturing.

Other provisions of the Tobacco Control Act pertinent to Ingredient Listing include Section 904(c) of the act.

Please note: For tobacco products that are imported, the required ingredient information is to be submitted by either the foreign manufacturer or the importer of the product. If you are reporting as an importer, and you are also a domestic tobacco product manufacturer, then you are also to submit the ingredient information for the products you manufacture. In this situation, you would submit twice - once as an importer and once as a tobacco product manufacturer.

For information regarding the section 904 requirements, please refer to the [Guidance: Listing of Ingredients in Tobacco Products](#).

Please identify your role:

☐ Manufacturer
☐ Importer

Previous

Outline View

Next

OAS No. 0910-0650, Expiration Date: 3/31/2010

eSubmitter v3

CTP Tobacco Product Manufacturer form

eSubmitter

File Edit View Table Output Tools Help

Submission Name: Test6
Report Type: CTP: Tobacco Product Ingredient Listing

Last Modified:
Date Packaged:

Screen View Listing of Ingredients: Role of Submitter

Statutory Requirements

The requirements under section 904(a)(1) of the act apply to each tobacco product manufacturer or importer. Domestic manufacturers are to submit the required ingredient information for products they manufacture and, for tobacco products that are imported, the required ingredient information is to be submitted by either the foreign manufacturer or the importer of the product. This includes any tobacco product, whether for consumers or for further manufacturing.

Other provisions of the Tobacco Control Act pertinent to Ingredient Listing include Section 904(c) of the act.

Please note: For tobacco products that are imported, the required ingredient information is to be submitted by either the foreign manufacturer or the importer of the product. If you are reporting as an importer, and you are also a domestic tobacco product manufacturer, then you are also to submit the ingredient information for the products you manufacture. In this situation, you would submit twice - once as an importer and once as a tobacco product manufacturer.

For information regarding the section 904 requirements, please refer to the [Guidance: Listing of Ingredients in Tobacco Products](#).

Please identify your role:

☒ Manufacturer
☐ Importer

OMB No. 0910-0630, Expiration Date: 5/31/2010

Outline View

eSubmitter v3
CTP Tobacco Product Manufacturer form

eSubmitter

File Edit View Table Output Tools Help

Submission Name: Test7
Report Type: CTP: Tobacco Product Ingredient Listing

Last Modified:
Date Packaged:

Screen View Listing of Ingredients: Identification Information

Submitter Role and Submission Type > **Identification Information** > Product and Ingredient Listing > Additional Information > Confirmation

You are in the **Submitter Identification** section. This section requests contact and address information for the responsible individual submitting the Ingredient Listing submission.

OMB No: 0910-0650, Expiration Date: 5/31/2010

Outline View

eSubmitter v3
CTP Tobacco Product Manufacturer form

eSubmitter

File Edit View Table Output Tools Help

Submission Name: Test7
Report Type: CTP Tobacco Product Ingredient Listing

Last Modified:
Date Packaged:

Screen View **Listing of Ingredients: Submitter Identification**

To use the eSubmitter's Address book, use the appropriate copy icons to the right.

Company Information

Company Name:

Company Headquarters D&B D-U-N-S® Number:

Company Headquarters FDA Assigned Facility Establishment Identification (FEI) Number:

Organization URL (e.g., www.fda.gov):

Company Mailing Address:

Country:

Address - Line 1:

Address - Line 2:

City:

State:

State, Province, or Territory Name:

Zip or Postal Code:

Authorized Representative (Responsible official authorized to represent the submitter)

Prefix:

First Name/Given Name:

Middle Name:

Last Name:

Generational Suffix:

Generational Suffix, if Other:

Professional Suffix (e.g., MD, Ph.D.):

Position Title:

Email Address:

Telephone Number(s):

Outline View

eSubmitter v3
CTP Tobacco Product Manufacturer form

eSubmitter

File Edit View Table Output Tools Help

Submission Name: Test7
Report Type: CTP: Tobacco Product Ingredient Listing

Last Modified:
Date Packaged:

Screen View Listing of Ingredients: U.S. Agent

To use the eSubmitter's Address book, use the appropriate copy icons to the right.

U.S. Agent Contact Information

Prefix:

First Name/Given Name:

Middle Name:

Last Name:

Generational Suffix:

Generational Suffix, if Other:

Professional Suffix (e.g., MD, Ph.D.):

Position Title:

Email Address:

Telephone Number(s):

0 of 4 items in the list

Telephone Number(s)

Fax Number:

0 of 1 items in the list

Fax Number(s)

Mailing Address for U.S. Agent

Company Name:

Country:

Address - Line 1:

Address - Line 2:

City:

Outline View

eSubmitter v3

CTP Tobacco Product Manufacturer form

eSubmitter

File Edit View Table Output Tools Help

Submission Name: Test7
Report Type: CTP: Tobacco Product Ingredient Listing

Last Modified:
Date Packaged:

Screen View Listing of Ingredients: Product and Ingredient Listing

Submitter Role and Submission Type > Identification Information > **Product and Ingredient Listing** > Additional Information > Confirmation

You are in the **Product and Ingredient Listing** section. In this section you will enter each product and the ingredients in each product.

Please note: You can import Product and Ingredient information by populating data onto the import Excel spreadsheet templates. The import spreadsheet templates can be found under the Info button on the respective Product and Ingredient screens. They can be accessed by clicking the "Import Spreadsheet Template" link under the Import Method section.

How will you provide Product, Component, Ingredient, and Identical Product Information?

☐ a) Enter product, component, and ingredient information manually on the following screens

☐ b) Enter product and ingredient information using separate CTP-provided spreadsheets, and enter component information manually

☐ c) Attach product, component, and ingredient information using a single CTP-provided spreadsheet

☐ d) Attach your own spreadsheet

Further instructions will appear in this section upon selection of a response to the above question.

Import Method for E-Liquid Products:

Click on the link ([Listing of Ingredients in Tobacco E-Liquid Products](#)) to launch the pre-formatted Excel spreadsheet.

Import Method for Leaf-Wrapped Cigar Products:

Click on the link ([Listing of Ingredients in Tobacco Leaf-Wrapped Products](#)) to launch the pre-formatted Excel spreadsheet.

Import Method for Ingredients in any Tobacco Product:

Click on the link ([Listing of Ingredients in Any Tobacco Product](#)) to launch the pre-formatted Excel spreadsheet.

Attach the Product, Component, Ingredient spreadsheet

0 items in the list

Title	Name	Date	Size	Path
-------	------	------	------	------

Outline View

eSubmitter v3

CTP Tobacco Product Manufacturer form

eSubmitter

File Edit View Table Output Tools Help

Submission Name: Test7
Report Type: CTP: Tobacco Product Ingredient Listing

Last Modified:
Date Packaged:

Screen View Listing of Ingredients: Product Listing

Product Listing

List Detail Info

How to Enter Your Product(s):
You may enter data directly into this screen using the data entry method. As an alternative to data entry, you may enter this information into a pre-formatted spreadsheet that CTP has specifically designed to be imported here.

Data Entry Method:

1. To begin, click on the "Add" button to enter information about a product.
2. Then, advance to the next screen where all ingredients should be entered for the selected product. You should enter all ingredients for a given product.
3. Once you have entered all of the ingredient information for a product, you should return to this screen to list another product. If you do not need to list another product, you can continue to the next section after ingredients.

Import Method:

1. Click on the link ([Import Spreadsheet Template for Product Identification](#)) to launch the pre-formatted Excel spreadsheet.
2. Save the Excel spreadsheet file to an alternate location on your computer prior to filling in the requested information. You will need to navigate to the location of the file during the import process.
3. Note: Avoid changing the format of the spreadsheet as this may interfere with importing and the validation of the data.
4. Once you have entered the information into the spreadsheet, click the Import Data button on the top right corner of this screen next to the yellow light bulb and follow the import wizard.
5. After all data is imported, you can click on the "List" button to view and verify the imported product(s) information.

To see these instructions again, you may click on the "Info" button.

Outline View

eSubmitter v3 CTP Tobacco Product Manufacturer form

eSubmitter
File Edit View Table Output Tools Help

Submission Name: Test7
Report Type: CTP: Tobacco Product Ingredient Listing

Last Modified:
Date Packaged:

Screen View **Listing of Ingredients: Product Listing**

Product Listing

How to Enter Your Product(s):
You may enter data directly into this screen using the data entry method. As an alternative to data entry, you may enter this information into a pre-formatted spreadsheet that CTP has specifically designed to be imported here.

Data Entry Method:

1. To begin, click on the "Add" button to enter information about a product.
2. Then, advance to the next screen where all ingredients should be entered for the selected product. You should enter all ingredients for a given product.
3. Once you have entered all of the ingredient information for a product, you should return to this screen to list another product. If you do not need to list another product, you can continue to the next section after Ingredients.

Import Method:

1. Click on the link ([Import Spreadsheet Template for Product Identification](#)) to launch the pre-formatted spreadsheet.
2. Save the Excel spreadsheet file to an alternate location on your computer prior to filling in the information.
3. Note: Avoid changing the format of the spreadsheet as this may interfere with importing and exporting data.
4. Once you have entered the information into the spreadsheet, click the Import Data button on the spreadsheet.
5. After all data is imported, you can click on the "List" button to view and verify the imported data.

To see these instructions again, you may click on the "Info" button.

List Data Message Dialog

Select an option

☐ I would like to add another Product

☒ I am finished entering Product(s) and I would like to move to the next screen

☐ Ignore future add/navigation messages when exiting list screens?

OK Cancel

Next Screen

eSubmitter v3 CTP Tobacco Product Manufacturer form

eSubmitter

File Edit View Table Output Tools Help

Submission Name: Test7
Report Type: CTP: Tobacco Product Ingredient Listing

Last Modified:
Date Packaged:

Screen View Listing of Ingredients: Product Listing

Product Listing

How to Enter Your Product(s):
You may enter data directly into this screen using the data entry method. As an alternative to data entry, you may enter this information into a pre-formatted spreadsheet that CTP has specifically designed to be imported here.

Data Entry Method:

1. To begin, click on the "Add" button to enter information about a product.
2. Then, advance to the next screen where all ingredients should be entered for the selected product. You should enter all ingredients for a given product.
3. Once you have entered all of the ingredient information for a product, you should return to this screen to list another product. If you do not need to list another product, you can continue to the next section after Ingredients.

Import Method:

1. Click on the link ([Import Spreadsheet Template for Product Identification](#)) to launch the pre-formatted spreadsheet.
2. Save the Excel spreadsheet file to an alternate location on your computer prior to filling in the information.
3. Note: Avoid changing the format of the spreadsheet as this may interfere with importing and exporting data.
4. Once you have entered the information into the spreadsheet, click the Import Data button on the spreadsheet.
5. After all data is imported, you can click on the "List" button to view and verify the imported data.

To see these instructions again, you may click on the "Info" button.

List Data Message Dialog

Select an option

☒ I would like to add another Product

☐ I am finished entering Product(s) and I would like to move to the next screen

☐ Ignore future add/navigation messages when exiting list screens?

OK Cancel

Outline View Next Step

eSubmitter v3
CTP Tobacco Product Manufacturer form

eSubmitter

File Edit View Table Output Tools Help

Submission Name: Test7
Report Type: CTP: Tobacco Product Ingredient Listing

Last Modified:
Date Packaged:

Screen View Listing of Ingredients: Product Listing

Product Listing

Item: 1

PRODUCT IDENTIFICATION

Tobacco Product Brand/Sub-brand Name or Other Commercial Name (e.g., Acme Lights 100's or Acme Reconstituted Tobacco #202):

FDA-Assigned Tracking Number (TP#####):

If this product is under review or has been authorized under a marketing pathway, enter the submission tracking number of the application (e.g., SE1234567):

Product Identification Number (At least one product identification number must be provided if needed to uniquely identify the product.):

Select the type of product identification number:

► If Other, please describe further:

Use of Product:

Is this tobacco product a co-package?

Product Category:

► If Other, please describe further:

Product Sub-Category:

► If Other, please describe further:

You will be prompted later to record any product(s) that you manufacture that are identical to the product above other than packaging differences that do not affect the characteristics of the product. You do not then need to submit separate ingredients listings for each of the products.

Outline View

eSubmitter v3
CTP Tobacco Product Manufacturer form

eSubmitter

File Edit View Table Output Tools Help

Submission Name: Test7
Report Type: CTP: Tobacco Product Ingredient Listing

Last Modified:
Date Packaged:

Screen View Listing of Ingredients: Product Listing

Product Listing

Item: 1

PRODUCT IDENTIFICATION

Tobacco Product Brand/Sub-brand Name or Other Commercial Name (e.g., Acme Lights 100's or Acme Reconstituted Tobacco #202):

FDA-Assigned Tracking Number (TP#####):

If this product is under review or has been authorized under a marketing pathway, enter the submission tracking number of the application (e.g., SE1234567):

Product Identification Number (At least one product identification number must be provided if needed to uniquely identify the product):

Select the type of product identification number:

► If Other, please describe further:

Use of Product:

Is this tobacco product a co-package?

Product Category:

► If Other, please describe further:

Product Sub-Category:

► If Other, please describe further:

You will be prompted later to record any product(s) that you manufacture that are identical to the product above other than packaging differences that do not affect the characteristics of the product. You do not then need to submit separate ingredients listings for each of the products.

Outline View

eSubmitter v3
CTP Tobacco Product Manufacturer form

The screenshot displays the eSubmitter v3 application window. The title bar reads "eSubmitter". The menu bar includes "File", "Edit", "View", "Table", "Output", "Tools", and "Help". The toolbar contains icons for file operations (open, save, print, etc.) and navigation (back, forward, home, etc.).

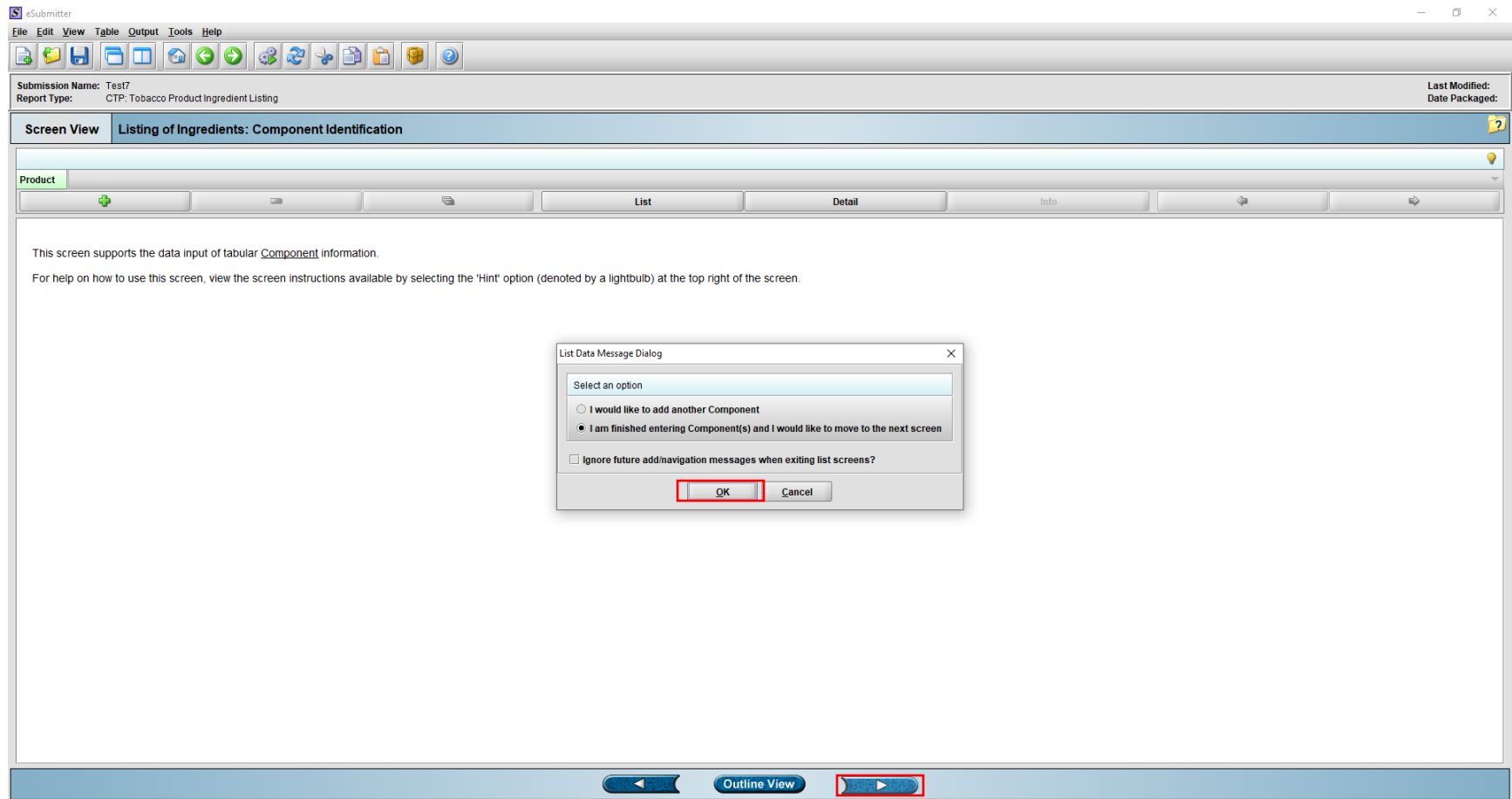
Below the toolbar, the "Submission Name" is "Test7" and the "Report Type" is "CTP: Tobacco Product Ingredient Listing". On the right, there are fields for "Last Modified:" and "Date Packaged:". The main content area is titled "Screen View" and "Listing of Ingredients: Component Identification".

Inside the main content area, there is a "Product" tab and a "List" button. The text within the main area states: "This screen supports the data input of tabular Component information. For help on how to use this screen, view the screen instructions available by selecting the 'Hint' option (denoted by a lightbulb) at the top right of the screen."

At the bottom of the window, there is a navigation bar with buttons for "Previous", "Outline View", and "Next". The "Next" button is highlighted with a red rectangle.

eSubmitter v3

CTP Tobacco Product Manufacturer form



eSubmitter

File Edit View Table Output Tools Help

Submission Name: Test7
Report Type: CTP: Tobacco Product Ingredient Listing

Last Modified:
Date Packaged:

Screen View Listing of Ingredients: Component Identification

Product

This screen supports the data input of tabular Component information.

For help on how to use this screen, view the screen instructions available by selecting the 'Hint' option (denoted by a lightbulb) at the top right of the screen.

List Data Message Dialog

Select an option

☐ I would like to add another Component

☒ I am finished entering Component(s) and I would like to move to the next screen

☐ Ignore future add/navigation messages when exiting list screens?

OK Cancel

Outline View

eSubmitter v3 CTP Tobacco Product Manufacturer form

eSubmitter

File Edit View Table Output Tools Help

Submission Name: Test7
Report Type: CTP: Tobacco Product Ingredient Listing

Last Modified:
Date Packaged:

Screen View Listing of Ingredients: Ingredient Listing

Ingredient Listing By Product

Product
Component

List Detail Info

How to Enter the Ingredient Information for each Product:
List all ingredients for the product that was entered and selected in the previous screen (displayed in the "Product" header above). To facilitate data entry, please enter reaction products after entering all other ingredients.

You may enter data directly into this screen using the data entry method. As an alternative to data entry, you may enter this information into a pre-formatted spreadsheet that CTP has specifically designed to be imported here. *Please note: If you already have a spreadsheet from a previous submission, you can copy and paste your information into the spreadsheet below.*

Data Entry Method:

1. To begin, click on the **"Add"** button to enter information on a particular ingredient.
2. Once you have entered the information about a particular ingredient, click on the **"Add"** button to enter information about another ingredient.
3. Repeat steps 1 and 2 until all ingredients have been entered for the product identified above.
4. After you have entered all ingredients for the selected product, return to the Product Identification screen to enter another product. Select the next product in the List and advance to this screen to add the Ingredient information.

Import Method:

1. You **MUST** select a Submission Type (the first question of this form) prior to clicking the spreadsheet link. Then, click on the link ([Import Spreadsheet Template for Ingredient Identification Updates](#)) to launch the pre-formatted Excel spreadsheet.
2. Save the Excel spreadsheet file to an alternate location on your computer prior to filling in the requested information. You will need to navigate to the location of the file during the import process.
3. Note: Avoid changing the format of the spreadsheet as this may interfere with importing and the validation of the data.
4. Once you have entered the information into the spreadsheet, click the Import Data button on the top right corner of this screen next to the yellow light bulb and follow the import wizard.
5. After all data is imported, you can click **"List"** to view and verify the imported product(s) information.

To see these instructions again, you may click on the **"Info"** button above.

Outline View

eSubmitter v3 CTP Tobacco Product Manufacturer form

The screenshot displays the eSubmitter v3 application window. The title bar reads 'eSubmitter'. The menu bar includes 'File', 'Edit', 'View', 'Table', 'Output', 'Tools', and 'Help'. The toolbar contains various icons for file operations and navigation. The main window has a header section with 'Submission Name: Test7' and 'Report Type: CTP: Tobacco Product Ingredient Listing'. Below this is a tabbed interface with 'Screen View' and 'Listing of Ingredients: Ingredient Listing'. The 'Ingredient Listing By Product' section shows a table with columns for 'Product' and 'Component'. The 'List' button is highlighted. A 'List Data Message Dialog' is open, showing options to 'I would like to add another ingredient' or 'I am finished entering ingredient(s) and I would like to move to the next screen'. The 'OK' button is highlighted. The bottom navigation bar includes 'Outline View' and a 'Next' button, which is highlighted with a red box.

How to Enter the Ingredient Information for each Product:
List all ingredients for the product that was entered and selected in the previous screen (displayed in the "Product" header above). To facilitate data entry, please enter reaction products after entering all other ingredients.

You may enter data directly into this screen using the data entry method. As an alternative to data entry, you may enter this information into a pre-formatted spreadsheet that CTP has specifically designed to be imported here. *Please note: If you already have a spreadsheet from a previous submission, you can copy and paste your information into the spreadsheet below.*

Data Entry Method:

1. To begin, click on the **"Add"** button to enter information on a particular ingredient.
2. Once you have entered the information about a particular ingredient, click on the **"Add"** button.
3. Repeat steps 1 and 2 until all ingredients have been entered for the product identified above.
4. After you have entered all ingredients for the selected product, return to the Product Identification screen.

Import Method:

1. You **MUST** select a Submission Type (the first question of this form) prior to clicking the spreadsheet import button.
2. Save the Excel spreadsheet file to an alternate location on your computer prior to filling in the spreadsheet.
3. Note: Avoid changing the format of the spreadsheet as this may interfere with importing and data entry.
4. Once you have entered the information into the spreadsheet, click the Import Data button on the left side of the screen.
5. After all data is imported, you can click **"List"** to view and verify the imported product(s) information.

To see these instructions again, you may click on the **"Info"** button above.

List Data Message Dialog

Select an option

☐ I would like to add another ingredient

☒ I am finished entering ingredient(s) and I would like to move to the next screen

☐ Ignore future add/navigation messages when exiting list screens?

OK Cancel

eSubmitter v3 CTP Tobacco Product Manufacturer form

eSubmitter

File Edit View Table Output Tools Help

Submission Name: Test7
Report Type: CTP: Tobacco Product Ingredient Listing

Last Modified:
Date Packaged:

Screen View Listing of Ingredients: Ingredient Listing

Ingredient Listing By Product

Product
Component

List Detail Info

How to Enter the Ingredient Information for each Product:
List all ingredients for the product that was entered and selected in the previous screen (displayed in the "Product" header above). To facilitate data entry, please enter reaction products after entering all other ingredients.

You may enter data directly into this screen using the data entry method. As an alternative to data entry, you may enter this information into a pre-formatted spreadsheet that CTP has specifically designed to be imported here. *Please note: If you already have a spreadsheet from a previous submission, you can copy and paste your information into the spreadsheet below.*

Data Entry Method:

1. To begin, click on the "Add" button to enter information on a particular ingredient.
2. Once you have entered the information about a particular ingredient, click on the "Add" button to enter information about another ingredient.
3. Repeat steps 1 and 2 until all ingredients have been entered for the product identified above.
4. After you have entered all ingredients for the selected product, return to the Product Identification screen to enter another product. Select the next product in the List and advance to this screen to add the ingredient information.

Import Method:

1. You **MUST** select a Submission Type (the first question of this form) prior to clicking the spreadsheet link. Then, click on the link ([Import Spreadsheet Template for Ingredient Identification Updates](#)) to launch the pre-formatted Excel spreadsheet.
2. Save the Excel spreadsheet file to an alternate location on your computer prior to filling in the requested information. You will need to navigate to the location of the file during the import process.
3. Note: Avoid changing the format of the spreadsheet as this may interfere with importing and the validation of the data.
4. Once you have entered the information into the spreadsheet, click the Import Data button on the top right corner of this screen next to the yellow light bulb and follow the import wizard.
5. After all data is imported, you can click "List" to view and verify the imported product(s) information.

To see these instructions again, you may click on the "Info" button above.

Screen Navigation Dialog

Select an option

☐ I would like to add/select a new Product

☐ I would like to add/select a new Component

☒ Continue to the Next screen

OK Cancel

Previous Outline View Next

eSubmitter v3 CTP Tobacco Product Manufacturer form

eSubmitter

File Edit View Table Output Tools Help

Submission Name: Test7
Report Type: CTP: Tobacco Product Ingredient Listing

Last Modified:
Date Packaged:

Screen View Listing of Ingredients: Ingredient Listing

Ingredient Listing By Product

Product
Component

List Detail Info

How to Enter the Ingredient Information for each Product
List all ingredients for the product that was entered and selected in the previous screen (displayed in the "Product" header above). To facilitate data entry, please enter reaction products after entering all other ingredients.

You may enter data directly into this screen using the data entry method. As an alternative to data entry, you may enter this information into a pre-formatted spreadsheet that CTP has specifically designed to be imported here. *Please note: If you already have a spreadsheet from a previous submission, you can copy and paste your information into the spreadsheet below.*

Data Entry Method:

1. To begin, click on the "Add" button to enter information on a particular ingredient.
2. Once you have entered the information about a particular ingredient, click on the "Add" button to enter information about another ingredient.
3. Repeat steps 1 and 2 until all ingredients have been entered for the product identified above.
4. After you have entered all ingredients for the selected product, return to the Product Identification screen to enter another product. Select the next product in the List and advance to this screen to add the Ingredient information.

Import Method:

1. You **MUST** select a Submission Type (the first question of this form) prior to clicking the spreadsheet link. Then, click on the link ([Import Spreadsheet Template for Ingredient Identification Updates](#)) to launch the pre-formatted Excel spreadsheet.
2. Save the Excel spreadsheet file to an alternate location on your computer prior to filling in the requested information. You will need to navigate to the location of the file during the import process.
3. Note: Avoid changing the format of the spreadsheet as this may interfere with importing and the validation of the data.
4. Once you have entered the information into the spreadsheet, click the Import Data button on the top right corner of this screen next to the yellow light bulb and follow the import wizard.
5. After all data is imported, you can click "List" to view and verify the imported product(s) information.

To see these instructions again, you may click on the "Info" button above.

Screen Navigation Dialog

Select an option

☒ I would like to add/select a new Product

☐ I would like to add/select a new Component

☐ Continue to the Next screen

OK Cancel

Outline View

eSubmitter v3
CTP Tobacco Product Manufacturer form

eSubmitter

File Edit View Table Output Tools Help

Submission Name: Test7
Report Type: CTP: Tobacco Product Ingredient Listing

Last Modified:
Date Packaged:

Screen View Listing of Ingredients: Product Listing

Product Listing

Table of Tobacco Products

>	Item	Product Name	FDA-Assigned Tracking Number	STN Application #	Unique Product ID	Type of Unique Product ID	Type of Unique Product ID, If Other	Product Use	Co-Package?	Product Category
>	1									

1 of 9999 Items in the list

Outline View

eSubmitter v3
CTP Tobacco Product Manufacturer form

eSubmitter

File Edit View Table Output Tools Help

Submission Name: Test7
Report Type: CTP: Tobacco Product Ingredient Listing

Last Modified:
Date Packaged:

Screen View Listing of Ingredients: Product Listing

Product Listing

List Detail Info

>	Item	Product Name	FDA-Assigned Tracking Number	STN Application #	Unique Product ID	Type of Unique Product ID	Type of Unique Product ID, if Other	Product Use	Co-Package?	Product Category
>	1									

Table of Tobacco Products

1 of 9999 items in the list

Outline View

Next >

List Data Message Dialog

Select an option

☐ I would like to add another Product

☒ I am finished entering Product(s) and I would like to move to the next screen

☐ Ignore future add/navigation messages when exiting list screens?

OK Cancel

eSubmitter v3
CTP Tobacco Product Manufacturer form

The screenshot shows the eSubmitter v3 application window. The title bar reads "eSubmitter". The menu bar includes "File", "Edit", "View", "Table", "Output", "Tools", and "Help". The toolbar contains various icons for file operations and navigation. The main content area is titled "Screen View" and "Listing of Ingredients: Component Identification". It features a "Product" tab and a "List" button. The main area contains instructional text: "This screen supports the data input of tabular Component information. For help on how to use this screen, view the screen instructions available by selecting the 'Hint' option (denoted by a lightbulb) at the top right of the screen." The bottom status bar includes a "Previous" button, an "Outline View" button, and a "Next" button, which is highlighted with a red rectangle.

Submission Name: Test7
Report Type: CTP: Tobacco Product Ingredient Listing

Last Modified:
Date Packaged:

Screen View Listing of Ingredients: Component Identification

Product

List Detail Info

This screen supports the data input of tabular Component information.
For help on how to use this screen, view the screen instructions available by selecting the 'Hint' option (denoted by a lightbulb) at the top right of the screen.

Previous Outline View Next

eSubmitter v3

CTP Tobacco Product Manufacturer form

eSubmitter

File Edit View Table Output Tools Help

Submission Name: Test7
Report Type: CTP: Tobacco Product Ingredient Listing

Last Modified:
Date Packaged:

Screen View Listing of Ingredients: Component Identification

Product

This screen supports the data input of tabular Component information.
For help on how to use this screen, view the screen instructions available by selecting the 'Hint' option (denoted by a lightbulb) at the top right of the screen.

List Data Message Dialog

Select an option

☐ I would like to add another Component

☒ I am finished entering Component(s) and I would like to move to the next screen

☐ Ignore future add/navigation messages when exiting list screens?

OK Cancel

Previous Outline View Next

eSubmitter v3

CTP Tobacco Product Manufacturer form

eSubmitter

File Edit View Table Output Tools Help

Submission Name: Test7
Report Type: CTP: Tobacco Product Ingredient Listing

Last Modified:
Date Packaged:

Screen View Listing of Ingredients: Ingredient Listing

Ingredient Listing By Product

Product
Component

List Detail Info

How to Enter the Ingredient Information for each Product:
List all ingredients for the product that was entered and selected in the previous screen (displayed in the "Product" header above). To facilitate data entry, please enter reaction products after entering all other ingredients.

You may enter data directly into this screen using the data entry method. As an alternative to data entry, you may enter this information into a pre-formatted spreadsheet that CTP has specifically designed to be imported here. *Please note: If you already have a spreadsheet from a previous submission, you can copy and paste your information into the spreadsheet below.*

Data Entry Method:

1. To begin, click on the **"Add"** button to enter information on a particular ingredient.
2. Once you have entered the information about a particular ingredient, click on the **"Add"** button to enter information about another ingredient.
3. Repeat steps 1 and 2 until all ingredients have been entered for the product identified above.
4. After you have entered all ingredients for the selected product, return to the Product Identification screen to enter another product. Select the next product in the List and advance to this screen to add the ingredient information.

Import Method:

1. You **MUST** select a Submission Type (the first question of this form) prior to clicking the spreadsheet link. Then, click on the link ([Import Spreadsheet Template for Ingredient Identification Updates](#)) to launch the pre-formatted Excel spreadsheet.
2. Save the Excel spreadsheet file to an alternate location on your computer prior to filling in the requested information. You will need to navigate to the location of the file during the import process.
3. Note: Avoid changing the format of the spreadsheet as this may interfere with importing and the validation of the data.
4. Once you have entered the information into the spreadsheet, click the Import Data button on the top right corner of this screen next to the yellow light bulb and follow the import wizard.
5. After all data is imported, you can click **"List"** to view and verify the imported product(s) information.

To see these instructions again, you may click on the **"Info"** button above.

Outline View

eSubmitter v3

CTP Tobacco Product Manufacturer form

eSubmitter

File Edit View Table Output Tools Help

Submission Name: Test7
Report Type: CTP: Tobacco Product Ingredient Listing

Last Modified:
Date Packaged:

Screen View Listing of Ingredients: Ingredient Listing

Ingredient Listing By Product

Product
Component

List Detail Info

How to Enter the Ingredient Information for each Product:
List all ingredients for the product that was entered and selected in the previous screen (displayed in the "Product" header above). To facilitate data entry, please enter reaction products after entering all other ingredients.

You may enter data directly into this screen using the data entry method. As an alternative to data entry, you may enter this information into a pre-formatted spreadsheet that CTP has specifically designed to be imported here. *Please note: If you already have a spreadsheet from a previous submission, you can copy and paste your information into the spreadsheet below.*

Data Entry Method:

1. To begin, click on the "Add" button to enter information on a particular ingredient.
2. Once you have entered the information about a particular ingredient, click on the "Add" button.
3. Repeat steps 1 and 2 until all ingredients have been entered for the product identified above.
4. After you have entered all ingredients for the selected product, return to the Product Identification screen to add the Ingredient information.

Import Method:

1. You **MUST** select a Submission Type (the first question of this form) prior to clicking the spreadsheet import button.
2. Save the Excel spreadsheet file to an alternate location on your computer prior to filling in the spreadsheet.
3. Note: Avoid changing the format of the spreadsheet as this may interfere with importing and data entry.
4. Once you have entered the information into the spreadsheet, click the Import Data button on the spreadsheet.
5. After all data is imported, you can click "List" to view and verify the imported product(s) information.

To see these instructions again, you may click on the "Info" button above.

List Data Message Dialog

Select an option

☐ I would like to add another Ingredient

☒ I am finished entering Ingredient(s) and I would like to move to the next screen

☐ Ignore future add/navigation messages when exiting list screens?

OK Cancel

Previous Outline View Next

eSubmitter v3 CTP Tobacco Product Manufacturer form

Submission Name: Test7
Report Type: CTP: Tobacco Product Ingredient Listing

Last Modified:
Date Packaged:

Screen View **Listing of Ingredients: Ingredient Listing**

Ingredient Listing By Product

Product
Component

How to Enter the Ingredient Information for each Product:
List all ingredients for the product that was entered and selected in the previous screen (displayed in the "Product" header above). To facilitate data entry, please enter reaction products after entering all other ingredients.

You may enter data directly into this screen using the data entry method. As an alternative to data entry, you may enter this information into a pre-formatted spreadsheet that CTP has specifically designed to be imported here. *Please note: If you already have a spreadsheet from a previous submission, you can copy and paste your information into the spreadsheet below.*

Data Entry Method:

1. To begin, click on the "Add" button to enter information on a particular ingredient.
2. Once you have entered the information about a particular ingredient, click on the "Add" button to enter information on another ingredient.
3. Repeat steps 1 and 2 until all ingredients have been entered for the product identified above.
4. After you have entered all ingredients for the selected product, return to the Product Identification screen to add more products.

Import Method:

1. You **MUST** select a Submission Type (the first question of this form) prior to clicking the spreadsheet link.
2. Save the Excel spreadsheet file to an alternate location on your computer prior to filling in the requested information.
3. Note: Avoid changing the format of the spreadsheet as this may interfere with importing and the validation process.
4. Once you have entered the information into the spreadsheet, click the Import Data button on the top right of the spreadsheet.
5. After all data is imported, you can click "List" to view and verify the imported product(s) information.

To see these instructions again, you may click on the "Info" button above.

Screen Navigation Dialog

Select an option

- ☐ I would like to add/select a new Product
- ☒ I would like to add/select a new Component
- ☐ Continue to the Next screen

OK **Cancel**

Outline View

eSubmitter v3
CTP Tobacco Product Manufacturer form

The screenshot shows the eSubmitter v3 application window. The title bar reads "eSubmitter". The menu bar includes "File", "Edit", "View", "Table", "Output", "Tools", and "Help". The toolbar contains various icons for file operations and navigation. The status bar at the top displays "Submission Name: Test7" and "Report Type: CTP: Tobacco Product Ingredient Listing". On the right, it shows "Last Modified:" and "Date Packaged:". The main content area is titled "Screen View" and "Listing of Ingredients: Component Identification". It features a "Product" tab and a "List" button. The main text area contains instructions: "This screen supports the data input of tabular Component information. For help on how to use this screen, view the screen instructions available by selecting the 'Hint' option (denoted by a lightbulb) at the top right of the screen." The bottom navigation bar includes "Previous", "Outline View", and "Next" buttons, with the "Next" button highlighted by a red rectangle.

Submission Name: Test7
Report Type: CTP: Tobacco Product Ingredient Listing

Screen View Listing of Ingredients: Component Identification

Product

List

This screen supports the data input of tabular Component information.
For help on how to use this screen, view the screen instructions available by selecting the 'Hint' option (denoted by a lightbulb) at the top right of the screen.

Previous Outline View Next

eSubmitter v3

CTP Tobacco Product Manufacturer form

eSubmitter

File Edit View Table Output Tools Help

Submission Name: Test7
Report Type: CTP: Tobacco Product Ingredient Listing

Last Modified:
Date Packaged:

Screen View Listing of Ingredients: Component Identification

Product

List Detail Info

This screen supports the data input of tabular Component information.
For help on how to use this screen, view the screen instructions available by selecting the 'Hint' option (denoted by a lightbulb) at the top right of the screen.

List Data Message Dialog

Select an option

☐ I would like to add another Component

☒ I am finished entering Component(s) and I would like to move to the next screen

☐ Ignore future add/navigation messages when exiting list screens?

OK Cancel

Previous Outline View Next

eSubmitter v3

CTP Tobacco Product Manufacturer form

eSubmitter

File Edit View Table Output Tools Help

Submission Name: Test7
Report Type: CTP: Tobacco Product Ingredient Listing

Last Modified:
Date Packaged:

Screen View Listing of Ingredients: Ingredient Listing

Ingredient Listing By Product

Product
Component

List Detail Info

How to Enter the Ingredient Information for each Product:
List all ingredients for the product that was entered and selected in the previous screen (displayed in the "Product" header above). To facilitate data entry, please enter reaction products after entering all other ingredients.

You may enter data directly into this screen using the data entry method. As an alternative to data entry, you may enter this information into a pre-formatted spreadsheet that CTP has specifically designed to be imported here. *Please note: If you already have a spreadsheet from a previous submission, you can copy and paste your information into the spreadsheet below.*

Data Entry Method:

1. To begin, click on the "Add" button to enter information on a particular ingredient.
2. Once you have entered the information about a particular ingredient, click on the "Add" button to enter information about another ingredient.
3. Repeat steps 1 and 2 until all ingredients have been entered for the product identified above.
4. After you have entered all ingredients for the selected product, return to the Product Identification screen to enter another product. Select the next product in the List and advance to this screen to add the ingredient information.

Import Method:

1. You **MUST** select a Submission Type (the first question of this form) prior to clicking the spreadsheet link. Then, click on the link ([Import Spreadsheet Template for Ingredient Identification Updates](#)) to launch the pre-formatted Excel spreadsheet.
2. Save the Excel spreadsheet file to an alternate location on your computer prior to filling in the requested information. You will need to navigate to the location of the file during the import process.
3. Note: Avoid changing the format of the spreadsheet as this may interfere with importing and the validation of the data.
4. Once you have entered the information into the spreadsheet, click the Import Data button on the top right corner of this screen next to the yellow light bulb and follow the import wizard.
5. After all data is imported, you can click "List" to view and verify the imported product(s) information.

To see these instructions again, you may click on the "Info" button above.

Outline View

eSubmitter v3

CTP Tobacco Product Manufacturer form

eSubmitter

File Edit View Table Output Tools Help

Submission Name: Test7
Report Type: CTP: Tobacco Product Ingredient Listing

Last Modified:
Date Packaged:

Screen View Listing of Ingredients: Ingredient Listing

Ingredient Listing By Product

Product
Component

List Detail Info

How to Enter the Ingredient Information for each Product:
List all ingredients for the product that was entered and selected in the previous screen (displayed in the "Product" header above). To facilitate data entry, please enter reaction products after entering all other ingredients.

You may enter data directly into this screen using the data entry method. As an alternative to data entry, you may enter this information into a pre-formatted spreadsheet that CTP has specifically designed to be imported here. *Please note: If you already have a spreadsheet from a previous submission, you can copy and paste your information into the spreadsheet below.*

Data Entry Method:

1. To begin, click on the "Add" button to enter information on a particular ingredient.
2. Once you have entered the information about a particular ingredient, click on the "Add" button.
3. Repeat steps 1 and 2 until all ingredients have been entered for the product identified above.
4. After you have entered all ingredients for the selected product, return to the Product Identification screen to add the Ingredient information.

Import Method:

1. You **MUST** select a Submission Type (the first question of this form) prior to clicking the spreadsheet icon.
2. Save the Excel spreadsheet file to an alternate location on your computer prior to filling in the spreadsheet.
3. Note: Avoid changing the format of the spreadsheet as this may interfere with importing and exporting data.
4. Once you have entered the information into the spreadsheet, click the Import Data button on the right side of the screen.
5. After all data is imported, you can click "List" to view and verify the imported product(s) information.

To see these instructions again, you may click on the "Info" button above.

List Data Message Dialog

Select an option

☐ I would like to add another ingredient

☒ I am finished entering ingredient(s) and I would like to move to the next screen

☐ Ignore future add/navigation messages when exiting list screens?

OK Cancel

Previous Outline View Next Screen

eSubmitter v3 CTP Tobacco Product Manufacturer form

eSubmitter

File Edit View Table Output Tools Help

Submission Name: Test7
Report Type: CTP: Tobacco Product Ingredient Listing

Last Modified:
Date Packaged:

Screen View Listing of Ingredients: Ingredient Listing

Ingredient Listing By Product

Product
Component

List Detail Info

How to Enter the Ingredient Information for each Product:
List all ingredients for the product that was entered and selected in the previous screen (displayed in the "Product" header above). To facilitate data entry, please enter reaction products after entering all other ingredients.

You may enter data directly into this screen using the data entry method. As an alternative to data entry, you may enter this information into a pre-formatted spreadsheet that CTP has specifically designed to be imported here. *Please note: If you already have a spreadsheet from a previous submission, you can copy and paste your information into the spreadsheet below.*

Data Entry Method:

1. To begin, click on the "Add" button to enter information on a particular ingredient.
2. Once you have entered the information about a particular ingredient, click on the "Add" button to enter information about another ingredient.
3. Repeat steps 1 and 2 until all ingredients have been entered for the product identified above.
4. After you have entered all ingredients for the selected product, return to the Product Identification screen to select the product and advance to this screen to add the Ingredient information.

Import Method:

1. You **MUST** select a Submission Type (the first question of this form) prior to clicking the spreadsheet link.
2. Save the Excel spreadsheet file to an alternate location on your computer prior to filling in the requested information.
3. Note: Avoid changing the format of the spreadsheet as this may interfere with importing and the validation of the file during the import process.
4. Once you have entered the information into the spreadsheet, click the Import Data button on the top right of the spreadsheet.
5. After all data is imported, you can click "List" to view and verify the imported product(s) information.

To see these instructions again, you may click on the "Info" button above.

Screen Navigation Dialog

Select an option

☐ I would like to add/select a new Product

☐ I would like to add/select a new Component

☒ Continue to the Next screen

OK Cancel

Outline View

eSubmitter v3
CTP Tobacco Product Manufacturer form

eSubmitter

File Edit View Table Output Tools Help

Submission Name: Test7
Report Type: CTP: Tobacco Product Ingredient Listing

Last Modified:
Date Packaged:

Screen View Listing of Ingredients: Additional Information

If you used a spreadsheet to import product and ingredient data, you may attach it to the Additional Submission Documents attachment question.

Cover Letter

If you have a cover letter, please attach it here.

File Attachment

Additional Submission Documents

Please attach any additional documentation relevant to this submission (e.g., Import Spreadsheet template for Product Identification, chart, graph, index, table of contents, etc.).

0 items in the list

Title	Name	Date	Size	Path
-------	------	------	------	------

Submission Comments

Please enter any submission comments below.

OMB No. 0910-0650, Expiration Date: 5/31/2010

Outline View

eSubmitter v3
CTP Tobacco Product Manufacturer form

The screenshot displays the eSubmitter v3 application window. The title bar reads "eSubmitter". The menu bar includes "File", "Edit", "View", "Table", "Output", "Tools", and "Help". The toolbar contains icons for file operations (New, Open, Save, Print, etc.) and navigation (Home, Back, Forward, etc.). The status bar at the top shows "Submission Name: Test7" and "Report Type: CTP: Tobacco Product Ingredient Listing". On the right, it indicates "Last Modified:" and "Date Packaged:". Below the status bar, there are two tabs: "Screen View" and "Confirmation: Instructions". The "Confirmation: Instructions" tab is active, showing a breadcrumb trail: "Introduction > Submitter Identification > Ingredient Listing > **Confirmation**". The main content area contains the following text: "You are now in the **Confirmation** section. This section contains a confirmation statement, and requests additional contact and address information, as needed. Your last step in this section is to package your submission for transmission to the Center for Tobacco Products. The packaging process will validate that you have completed data entry." At the bottom of the window, there is a navigation bar with three buttons: a left arrow, "Outline View", and a right arrow. The right arrow button is highlighted with a red rectangle. In the bottom right corner of the application area, the text "OMB No. 0910-0630, Expiration Date: 5/31/2010" is visible.

Submission Name: Test7
Report Type: CTP: Tobacco Product Ingredient Listing

Screen View Confirmation: Instructions

Introduction > Submitter Identification > Ingredient Listing > **Confirmation**

You are now in the **Confirmation** section. This section contains a confirmation statement, and requests additional contact and address information, as needed. Your last step in this section is to package your submission for transmission to the Center for Tobacco Products. The packaging process will validate that you have completed data entry.

OMB No. 0910-0630, Expiration Date: 5/31/2010

eSubmitter v3
CTP Tobacco Product Manufacturer form

eSubmitter

File Edit View Table Output Tools Help

Submission Name: Test7
Report Type: CTP: Tobacco Product Ingredient Listing

Last Modified:
Date Packaged:

Screen View Confirmation: Confirmation Statement

Warning: A willfully false statement is a criminal offense, U.S. Code, title 18, section 1001.

The data and information in this submission have been reviewed and, to the best of my knowledge, are certified to be true and accurate. I agree to report changes to this information as required under section 904(c) of the act.

Identify the person submitting this form:

To use the eSubmitter's Address book, use the appropriate copy icons to the right.

Contact Information

Prefix:

First Name:

Middle Name:

Last Name:

Generational Suffix:

Generational Suffix, if Other:

Professional Suffix:

Position Title:

Email Address:

Telephone Number(s):

0 of 4 items in the list

Telephone Number(s)

Fax Number(s):

0 of 1 items in the list

Fax Number(s)

Mailing Address

Outline View

eSubmitter v3

CTP Tobacco Product Manufacturer form

eSubmitter

File Edit View Table Output Tools Help

Submission Name: Test7
Report Type: CTP: Tobacco Product Ingredient Listing

Last Modified:
Date Packaged:

Screen View Confirmation: Package Files for Submission

STOP You have reached the end of this submission. You may now package the submission and transmit it to CTP via the CTP Portal or ESG or on CD-ROM in order to fulfill your requirements. Submission via the CTP Portal or the Electronic Submission Gateway provides secure transmission and enables the FDA to provide you with an automated acknowledgement of receipt.

At this time, you may save and close this submission to return to it at a later time. To do so, simply click Save and then Close from the File Menu or top Tool Bar. To re-open this submission after closing, select Open Existing Submission from the Intro Screen or Open from the File Menu.

If you would like to package this submission at this time in preparation for transmitting to FDA, please begin the packaging process by selecting Output > Package Files for Submission or by clicking the Package icon from the top toolbar. If any required data is missing, the packaging process will not begin and a Missing Data Report will be displayed. Please ensure that all required questions are completed and all applicable documents have been attached within the submission. Specific directions for packaging your submission can be found in the eSubmitter User Manual and/or Quick Guide.

If you would like to prepare another submission to fulfill other FDA requirements, please select "New" from the File Menu to begin compiling a new submission and be sure to select the appropriate submission type.

OMB No. 0910-0650, Expiration Date: 5/31/2010

Outline View

eSubmitter v3 CTP Tobacco Product Manufacturer form

eSubmitter

File Edit View Table Output Tools Help

Submission Name: Test7
Report Type: CTP: Tobacco Product Ingredient Listing

Last Modified:
Date Packaged:

Screen View **Confirmation: Package Files for Submission**

STOP You have reached the end of this submission. You may now package the submission and transmit it to CTP via the CTP Portal or ESG or on CD-ROM in order to fulfill your requirements. Submission via the CTP Portal or the Electronic Submission Gateway provides secure transmission and enables the FDA to provide you with an automated acknowledgement of receipt.

At this time, you may save and close this submission to return to it at a later time. To do so, simply click Save and then Close from the File Menu or top Tool Bar. To re-open this submission after closing, select Open Existing Submission from the Intro Screen or Open from the File Menu.

If you would like to package this submission at this time in preparation for transmitting to FDA, please begin the packaging process by selecting Output > Package Files for Submission or by clicking the Package icon from the top toolbar. If any required data is missing, the packaging process will not begin and a Missing Data Report will be displayed. Please ensure that all required questions are completed and all applicable documents have been attached within the submission. Specific directions for packaging your submission can be found in the eSubmitter User Manual and/or Quick Guide.

If you would like to prepare another submission to fulfill other FDA requirements, please select "New" from the File Menu to begin compiling a new submission and be sure to select the appropriate submission type.

Warning

You have reached the end of the Submission form. However, the report is incomplete due to missing data. Select the Missing Data Report from the Output menu to easily identify all missing responses.

Close

Previous Outline View Next

OMB No: 0910-0650, Expiration Date: 5/31/2010

eSubmitter v3

CTP Tobacco Product Manufacturer form

eSubmitter

File Edit View Table Output Tools Help

Submission Name: Test7
Report Type: CTP: Tobacco Product Ingredient Listing

Last Modified:
Date Packaged:

Screen View Listing of Ingredients: Submission Type

Submission Type

Please follow the instructions below to select submission status properly.

Initial submission per 904(a)(1) for product(s) on the market as of June 22, 2009 (for cigarettes, cigarette tobacco, RYO, and smokeless tobacco) or August 8, 2016 (for other tobacco products) - Complete all sections of the submission form, including Contact Information and Products and Ingredients.

Initial submission per 904(c)(1) for new product(s) - Complete all sections of the submission form, including Contact Information and Products and Ingredients. Only include new products. Do not include a comprehensive list of all products.

Initial submission per 904(c)(1) for modification to existing product(s) - Complete all sections of the submission form, including Contact Information and Products and Ingredients. Only include products that are being modified due to a new tobacco additive or increases in the quantity of an existing tobacco additive.

Initial submission per 904(c)(2) for modification to existing product(s)* - Complete all sections of the submission form, including Contact Information and Products and Ingredients. Only include products that are being modified due to a new tobacco additive or increases in the quantity of an existing tobacco additive.

Initial submission per 904(c)(3) for modification to existing product(s)* - Complete all sections of the submission form, including Contact Information and Products and Ingredients. Only include products that are being modified due to eliminating or decreasing an existing additive, or adds or increases an additive.

Amendment to correct previous product ingredient submission(s)** - Perform a Save As to save the previously submitted submission with a new file name. Open the newly named file and make necessary updates to the submission product information.

*If modification to a product involves more than one ingredient and is subject to both 904(c)(2) and 904(c)(3) reporting requirements, treat the modification to the product as falling under 904(c)(2).

** If you are only reporting an update or correction to contact information, do not use this form. Instead, please submit a letter to FDA indicating the update or correction.

Please note: If you are discontinuing or resuming a discontinued product per 905(i)(3), you are required to submit an update to product list through 905 only and not 904. If you are adding a product, you must submit an update to product list per 905(i)(3) as well as submit an ingredient listing for this product under 904(c)(1).

If you are unsure how to submit your information to CTP (e.g., corrections), please contact the help desk at eSubmitter@fda.hhs.gov or by telephone at 1-877-CTP-1373.

For information regarding the section 904 requirements, please refer to the [Guidance: Listing of Ingredients in Tobacco Products](#).

Submission Type (Please ensure that all products under this submission meet the definition of the checked submission type. Click lightbulb for definitions)

☒ Type a: Initial submission per 904(a)(1) for product(s) on the market as of June 22, 2009 (for cigarettes, cigarette tobacco, RYO, and smokeless tobacco) or August 8, 2016 (for other tobacco products)

☐ Type b: Initial submission per 904(c)(1) for new product(s)

☐ Type c: Initial submission per 904(c)(1) for modification to existing product(s)

☐ Type d: Initial submission per 904(c)(2) for modification to existing product(s)*

☐ Type e: Initial submission per 904(c)(3) for modification to existing product(s)*

☐ Type f: Amendment to correct previous product ingredient submission(s)**

Enter the previous product ingredient submission tracking number:

OMB No. 0910-0650, Expiration Date: 5/31/2010

Outline View

eSubmitter v3
CTP Tobacco Product Manufacturer form

eSubmitter

File Edit View Table Output Tools Help

Submission Name: Test7
Report Type: CTP: Tobacco Product Ingredient Listing

Last Modified:
Date Packaged:

Screen View Listing of Ingredients: Role of Submitter

Statutory Requirements

The requirements under section 904(a)(1) of the act apply to each tobacco product manufacturer or importer. Domestic manufacturers are to submit the required ingredient information for products they manufacture and, for tobacco products that are imported, the required ingredient information is to be submitted by either the foreign manufacturer or the importer of the product. This includes any tobacco product, whether for consumers or for further manufacturing.

Other provisions of the Tobacco Control Act pertinent to Ingredient Listing include Section 904(c) of the act.

Please note: For tobacco products that are imported, the required ingredient information is to be submitted by either the foreign manufacturer or the importer of the product. If you are reporting as an importer, and you are also a domestic tobacco product manufacturer, then you are also to submit the ingredient information for the products you manufacture. In this situation, you would submit twice - once as an importer and once as a tobacco product manufacturer.

For information regarding the section 904 requirements, please refer to the [Guidance: Listing of Ingredients in Tobacco Products](#).

Please identify your role:

☒ Manufacturer
☐ Importer

OMB No. 0910-0650, Expiration Date: 5/31/2010

Outline View

eSubmitter v3
CTP Tobacco Product Manufacturer form

eSubmitter

File Edit View Table Output Tools Help

Submission Name: Test7
Report Type: CTP: Tobacco Product Ingredient Listing

Last Modified:
Date Packaged:

Screen View Listing of Ingredients: Identification Information

Submitter Role and Submission Type > **Identification Information** > Product and Ingredient Listing > Additional Information > Confirmation

You are in the **Submitter Identification** section. This section requests contact and address information for the responsible individual submitting the Ingredient Listing submission.

OMB No. 0910-0650, Expiration Date: 5/31/2018

Outline View

eSubmitter v3
CTP Tobacco Product Manufacturer form

eSubmitter

File Edit View Table Output Tools Help

Submission Name: Test7
Report Type: CTP: Tobacco Product Ingredient Listing

Last Modified:
Date Packaged:

Screen View Listing of Ingredients: Submitter Identification

To use the eSubmitter's Address book, use the appropriate copy icons to the right.

Company Information

Company Name:

Company Headquarters D&B D-U-N-S® Number:

Company Headquarters FDA Assigned Facility Establishment Identification (FEI) Number:

Organization URL (e.g., www.fda.gov):

Company Mailing Address:

Country:

Address - Line 1:

Address - Line 2:

City:

State:

State, Province, or Territory Name

Zip or Postal Code:

Authorized Representative (Responsible official authorized to represent the submitter)

Prefix:

First Name/Given Name:

Middle Name:

Last Name:

Generational Suffix:

Generational Suffix, if Other:

Professional Suffix (e.g., MD, Ph.D.):

Position Title:

Email Address:

Telephone Number(s):

Outline View

eSubmitter v3
CTP Tobacco Product Manufacturer form

eSubmitter

File Edit View Table Output Tools Help

Submission Name: Test7
Report Type: CTP: Tobacco Product Ingredient Listing

Last Modified:
Date Packaged:

Screen View Listing of Ingredients: U.S. Agent

To use the eSubmitter's Address book, use the appropriate copy icons to the right.

U.S. Agent Contact Information

Prefix:

First Name/Given Name:

Middle Name:

Last Name:

Generational Suffix:

Generational Suffix, if Other:

Professional Suffix (e.g., MD, Ph.D.):

Position Title:

Email Address:

Telephone Number(s):

0 of 4 items in the list

Telephone Number(s)

Fax Number:

0 of 1 items in the list

Fax Number(s)

Mailing Address for U.S. Agent

Company Name:

Country: United States

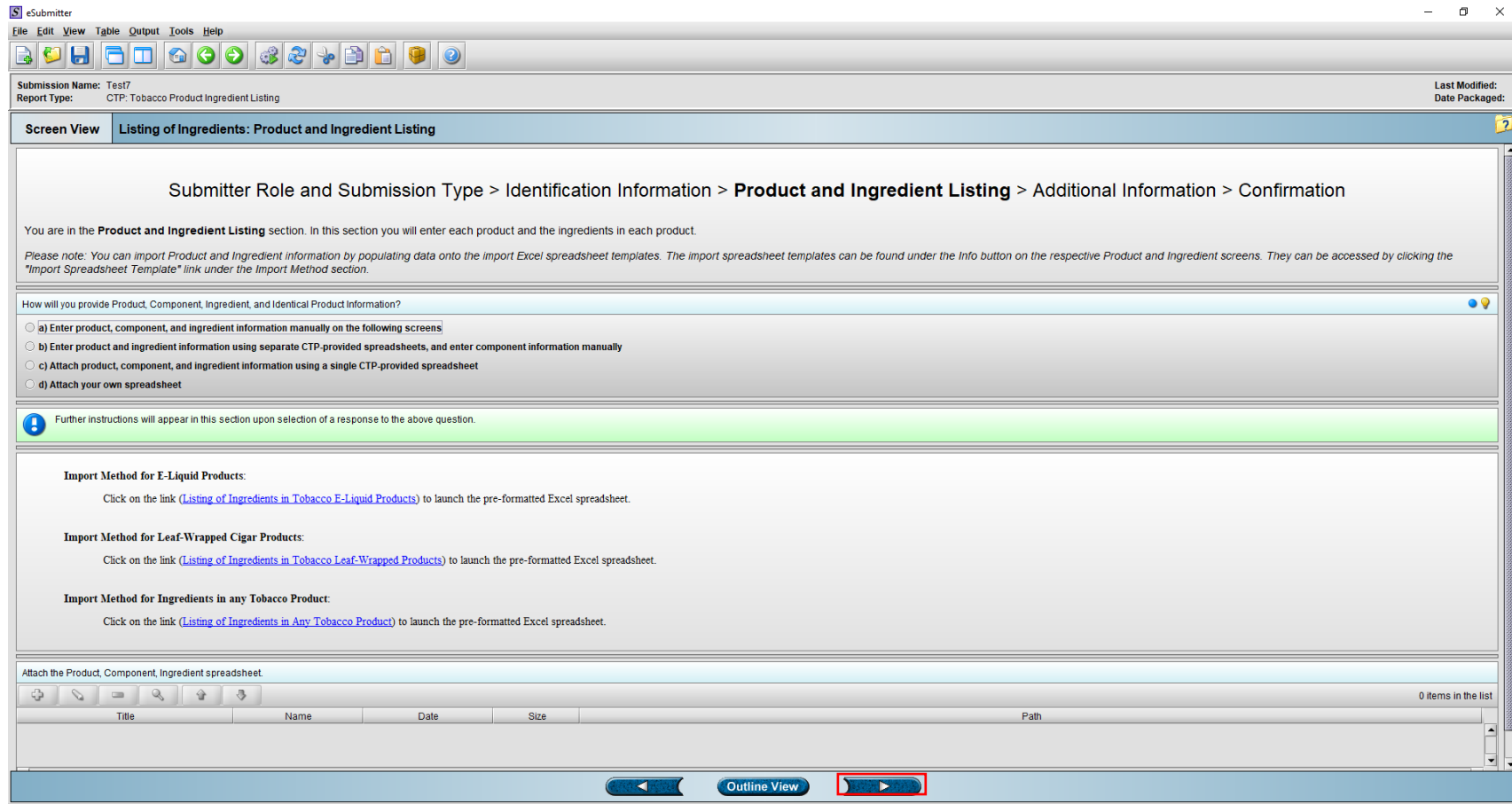
Address - Line 1:

Address - Line 2:

City:

Outline View

eSubmitter v3
CTP Tobacco Product Manufacturer form



eSubmitter

File Edit View Table Output Tools Help

Submission Name: Test7
Report Type: CTP: Tobacco Product Ingredient Listing

Last Modified:
Date Packaged:

Screen View Listing of Ingredients: Product and Ingredient Listing

Submitter Role and Submission Type > Identification Information > **Product and Ingredient Listing** > Additional Information > Confirmation

You are in the **Product and Ingredient Listing** section. In this section you will enter each product and the ingredients in each product.

Please note: You can import Product and Ingredient information by populating data onto the import Excel spreadsheet templates. The import spreadsheet templates can be found under the Info button on the respective Product and Ingredient screens. They can be accessed by clicking the "Import Spreadsheet Template" link under the Import Method section.

How will you provide Product, Component, Ingredient, and Identical Product information?

☐ a) Enter product, component, and ingredient information manually on the following screens

☐ b) Enter product and ingredient information using separate CTP-provided spreadsheets, and enter component information manually

☐ c) Attach product, component, and ingredient information using a single CTP-provided spreadsheet

☐ d) Attach your own spreadsheet

Further instructions will appear in this section upon selection of a response to the above question.

Import Method for E-Liquid Products:

Click on the link ([Listing of Ingredients in Tobacco E-Liquid Products](#)) to launch the pre-formatted Excel spreadsheet.

Import Method for Leaf-Wrapped Cigar Products:

Click on the link ([Listing of Ingredients in Tobacco Leaf-Wrapped Products](#)) to launch the pre-formatted Excel spreadsheet.

Import Method for Ingredients in any Tobacco Product:

Click on the link ([Listing of Ingredients in Any Tobacco Product](#)) to launch the pre-formatted Excel spreadsheet.

Attach the Product, Component, Ingredient spreadsheet.

Title	Name	Date	Size	Path
0 items in the list				

Previous Outline View Next

eSubmitter v3
CTP Tobacco Product Manufacturer form

eSubmitter

File Edit View Table Output Tools Help

Submission Name: Test7
Report Type: CTP: Tobacco Product Ingredient Listing

Last Modified:
Date Packaged:

Screen View Listing of Ingredients: Product Listing

Product Listing

List Detail Info

>	Item	Product Name	FDA-Assigned Tracking Number	STN Application #	Unique Product ID	Type of Unique Product ID	Type of Unique Product ID, if Other	Product Use	Co-Package?	Product Category
>	1									

1 of 9999 items in the list

Outline View

eSubmitter v3
CTP Tobacco Product Manufacturer form

eSubmitter

File Edit View Table Output Tools Help

Submission Name: Test7
Report Type: CTP: Tobacco Product Ingredient Listing

Last Modified:
Date Packaged:

Screen View Listing of Ingredients: Product Listing

Product Listing

Table of Tobacco Products

>	Item	Product Name	FDA-Assigned Tracking Number	STN Application #	Unique Product ID	Type of Unique Product ID	Type of Unique Product ID, if Other	Product Use	Co-Package?	Product Category
>	1									

List Data Message Dialog

Select an option

☐ I would like to add another Product

☒ I am finished entering Product(s) and I would like to move to the next screen

☐ Ignore future add/navigation messages when exiting list screens?

OK Cancel

1 of 9999 items in the list

Outline View

eSubmitter v3
CTP Tobacco Product Manufacturer form

eSubmitter

File Edit View Table Output Tools Help

Submission Name: Test7
Report Type: CTP: Tobacco Product Ingredient Listing

Last Modified:
Date Packaged:

Screen View Listing of Ingredients: Product Listing

Product Listing

Table of Tobacco Products

>	Item	Product Name	FDA-Assigned Tracking Number	STN Application #	Unique Product ID	Type of Unique Product ID	Type of Unique Product ID, if Other	Product Use	Co-Package?	Product Category
>	1									

1 of 9999 items in the list

Outline View

List Data Message Dialog

Select an option

☒ I would like to add another Product

☐ I am finished entering Product(s) and I would like to move to the next screen

☐ Ignore future add/navigation messages when exiting list screens?

OK Cancel

eSubmitter v3
CTP Tobacco Product Manufacturer form

eSubmitter

File Edit View Table Output Tools Help

Submission Name: Test7
Report Type: CTP: Tobacco Product Ingredient Listing

Last Modified:
Date Packaged:

Screen View Listing of Ingredients: Product Listing

Product Listing

Item: 2

PRODUCT IDENTIFICATION

Tobacco Product Brand/Sub-brand Name or Other Commercial Name (e.g., Acme Lights 100's or Acme Reconstituted Tobacco #202):

FDA-Assigned Tracking Number (TP#####):

If this product is under review or has been authorized under a marketing pathway, enter the submission tracking number of the application (e.g., SE1234567):

Product Identification Number (At least one product identification number must be provided if needed to uniquely identify the product.):

Select the type of product identification number:

> If Other, please describe further:

Use of Product:

Is this tobacco product a co-package?

Product Category:

> If Other, please describe further:

Product Sub-Category:

> If Other, please describe further:

You will be prompted later to record any product(s) that you manufacture that are identical to the product above other than packaging differences that do not affect the characteristics of the product. You do not then need to submit separate ingredients listings for each of the products.

Outline View

eSubmitter v3
CTP Tobacco Product Manufacturer form

eSubmitter

File Edit View Table Output Tools Help

Submission Name: Test7
Report Type: CTP: Tobacco Product Ingredient Listing

Last Modified:
Date Packaged:

Screen View Listing of Ingredients: Product Listing

Product Listing

Item: 2

PRODUCT IDENTIFICATION

Tobacco Product Brand/Sub-brand Name or Other Commercial Name (e.g., Acme Lights 100's or Acme Reconstituted Tobacco #202):

FDA-Assigned Tracking Number (TP#####):

If this product is under review or has been authorized under a marketing pathway, enter the submission tracking number of the application (e.g., SE1234567):

Product Identification Number (At least one product identification number must be provided if needed to uniquely identify the product):

Select the type of product identification number:

☐ If Other, please describe further:

Use of Product:

Is this tobacco product a co-package?

Product Category:

☐ If Other, please describe further:

Product Sub-Category:

☐ If Other, please describe further:

You will be prompted later to record any product(s) that you manufacture that are identical to the product above other than packaging differences that do not affect the characteristics of the product. You do not then need to submit separate ingredients listings for each of the products.

Outline View

eSubmitter v3
CTP Tobacco Product Manufacturer form

The screenshot displays the eSubmitter v3 application window. The title bar reads "eSubmitter". The menu bar includes "File", "Edit", "View", "Table", "Output", "Tools", and "Help". The toolbar contains various icons for file operations and navigation. The main content area is titled "Screen View" and "Listing of Ingredients: Component Identification". It features a "Product" tab and a "List" button. The main text area contains the following instructions:

This screen supports the data input of tabular Component information.

For help on how to use this screen, view the screen instructions available by selecting the 'Hint' option (denoted by a lightbulb) at the top right of the screen.

The bottom of the window has a navigation bar with buttons for "Previous", "Outline View", and "Next". The "Next" button is highlighted with a red box.

eSubmitter v3

CTP Tobacco Product Manufacturer form

eSubmitter v3 CTP Tobacco Product Manufacturer form

eSubmitter

File Edit View Table Output Tools Help

Submission Name: Test7
Report Type: CTP: Tobacco Product Ingredient Listing

Last Modified:
Date Packaged:

Screen View Listing of Ingredients: Ingredient Listing

Ingredient Listing By Product

Product
Component

List Detail Info

How to Enter the Ingredient Information for each Product:
List all ingredients for the product that was entered and selected in the previous screen (displayed in the "Product" header above). To facilitate data entry, please enter reaction products after entering all other ingredients.

You may enter data directly into this screen using the data entry method. As an alternative to data entry, you may enter this information into a pre-formatted spreadsheet that CTP has specifically designed to be imported here. *Please note: If you already have a spreadsheet from a previous submission, you can copy and paste your information into the spreadsheet below.*

Data Entry Method:

1. To begin, click on the "Add" button to enter information on a particular ingredient.
2. Once you have entered the information about a particular ingredient, click on the "Add" button to enter information about another ingredient.
3. Repeat steps 1 and 2 until all ingredients have been entered for the product identified above.
4. After you have entered all ingredients for the selected product, return to the Product Identification screen to enter another product. Select the next product in the List and advance to this screen to add the Ingredient information.

Import Method:

1. You **MUST** select a Submission Type (the first question of this form) prior to clicking the spreadsheet link. Then, click on the link ([Import Spreadsheet Template for Ingredient Identification Updates](#)) to launch the pre-formatted Excel spreadsheet.
2. Save the Excel spreadsheet file to an alternate location on your computer prior to filling in the requested information. You will need to navigate to the location of the file during the import process.
3. Note: Avoid changing the format of the spreadsheet as this may interfere with importing and the validation of the data.
4. Once you have entered the information into the spreadsheet, click the Import Data button on the top right corner of this screen next to the yellow light bulb and follow the import wizard.
5. After all data is imported, you can click "List" to view and verify the imported product(s) information.

To see these instructions again, you may click on the "Info" button above.

Previous Outline View Import Data

eSubmitter v3 CTP Tobacco Product Manufacturer form

eSubmitter

File Edit View Table Output Tools Help

Submission Name: Test7
Report Type: CTP: Tobacco Product Ingredient Listing

Last Modified:
Date Packaged:

Screen View **Listing of Ingredients: Ingredient Listing**

Ingredient Listing By Product

Product
Component

List Detail Info

How to Enter the Ingredient information for each Product:
List all ingredients for the product that was entered and selected in the previous screen (displayed in the "Product" header above). To facilitate data entry, please enter reaction products after entering all other ingredients.

You may enter data directly into this screen using the data entry method. As an alternative to data entry, you may enter this information into a pre-formatted spreadsheet that CTP has specifically designed to be imported here. *Please note: If you already have a spreadsheet from a previous submission, you can copy and paste your information into the spreadsheet below.*

Data Entry Method:

1. To begin, click on the "Add" button to enter information on a particular ingredient.
2. Once you have entered the information about a particular ingredient, click on the "Add" button.
3. Repeat steps 1 and 2 until all ingredients have been entered for the product identified above.
4. After you have entered all ingredients for the selected product, return to the Product Identification screen to add the Ingredient information.

Import Method:

1. You **MUST** select a Submission Type (the first question of this form) prior to clicking the spreadsheet import button.
2. Save the Excel spreadsheet file to an alternate location on your computer prior to filling in the spreadsheet.
3. Note: Avoid changing the format of the spreadsheet as this may interfere with importing and exporting data.
4. Once you have entered the information into the spreadsheet, click the Import Data button on the right side of the screen.
5. After all data is imported, you can click "List" to view and verify the imported product(s) information.

To see these instructions again, you may click on the "Info" button above.

List Data Message Dialog

Select an option

☐ I would like to add another Ingredient

☒ I am finished entering Ingredient(s) and I would like to move to the next screen

☐ Ignore future add/navigation messages when exiting list screens?

OK Cancel

Outline View

eSubmitter v3 CTP Tobacco Product Manufacturer form

eSubmitter

File Edit View Table Output Tools Help

Submission Name: Test7
Report Type: CTP: Tobacco Product Ingredient Listing

Last Modified:
Date Packaged:

Screen View Listing of Ingredients: Ingredient Listing

Ingredient Listing By Product

Product
Component

List Detail Info

How to Enter the Ingredient Information for each Product:
List all ingredients for the product that was entered and selected in the previous screen (displayed in the "Product" header above). To facilitate data entry, please enter reaction products after entering all other ingredients.

You may enter data directly into this screen using the data entry method. As an alternative to data entry, you may enter this information into a pre-formatted spreadsheet that CTP has specifically designed to be imported here. *Please note: If you already have a spreadsheet from a previous submission, you can copy and paste your information into the spreadsheet below.*

Data Entry Method:

1. To begin, click on the "Add" button to enter information on a particular ingredient.
2. Once you have entered the information about a particular ingredient, click on the "Add" button to enter information about the next ingredient.
3. Repeat steps 1 and 2 until all ingredients have been entered for the product identified above.
4. After you have entered all ingredients for the selected product, return to the Product Identification screen to select the product and advance to this screen to add the Ingredient information.

Import Method:

1. You **MUST** select a Submission Type (the first question of this form) prior to clicking the spreadsheet link.
2. Save the Excel spreadsheet file to an alternate location on your computer prior to filling in the requested information.
3. Note: Avoid changing the format of the spreadsheet as this may interfere with importing and the validation information.
4. Once you have entered the information into the spreadsheet, click the Import Data button on the top right corner of the spreadsheet.
5. After all data is imported, you can click "List" to view and verify the imported product(s) information.

To see these instructions again, you may click on the "Info" button above.

Screen Navigation Dialog

Select an option

☒ I would like to add/select a new Product

☐ I would like to add/select a new Component

☐ Continue to the Next screen

OK Cancel

Previous Outline View Next

eSubmitter v3
CTP Tobacco Product Manufacturer form

eSubmitter

File Edit View Table Output Tools Help

Submission Name: Test7
Report Type: CTP: Tobacco Product Ingredient Listing

Last Modified:
Date Packaged:

Screen View Listing of Ingredients: Product Listing

Product Listing

List Detail Info

>	Item	Product Name	FDA-Assigned Tracking Number	STN Application #	Unique Product ID	Type of Unique Product ID	Type of Unique Product ID, if Other	Product Use	Co-Package?	Product Category
	1									
▶	2									

2 of 9999 items in the list

Outline View

eSubmitter v3
CTP Tobacco Product Manufacturer form

eSubmitter

File Edit View Table Output Tools Help

Submission Name: Test7
Report Type: CTP: Tobacco Product Ingredient Listing

Last Modified:
Date Packaged:

Screen View Listing of Ingredients: Product Listing

Product Listing

List Detail Info

Table of Tobacco Products

>	Item	Product Name	FDA-Assigned Tracking Number	STN Application #	Unique Product ID	Type of Unique Product ID	Type of Unique Product ID, If Other	Product Use	Co-Package?	Product Category
	1									
>	2									

List Data Message Dialog

Select an option

☐ I would like to add another Product

☒ I am finished entering Product(s) and I would like to move to the next screen

☐ Ignore future add/navigation messages when exiting list screens?

OK Cancel

2 of 9999 items in the list

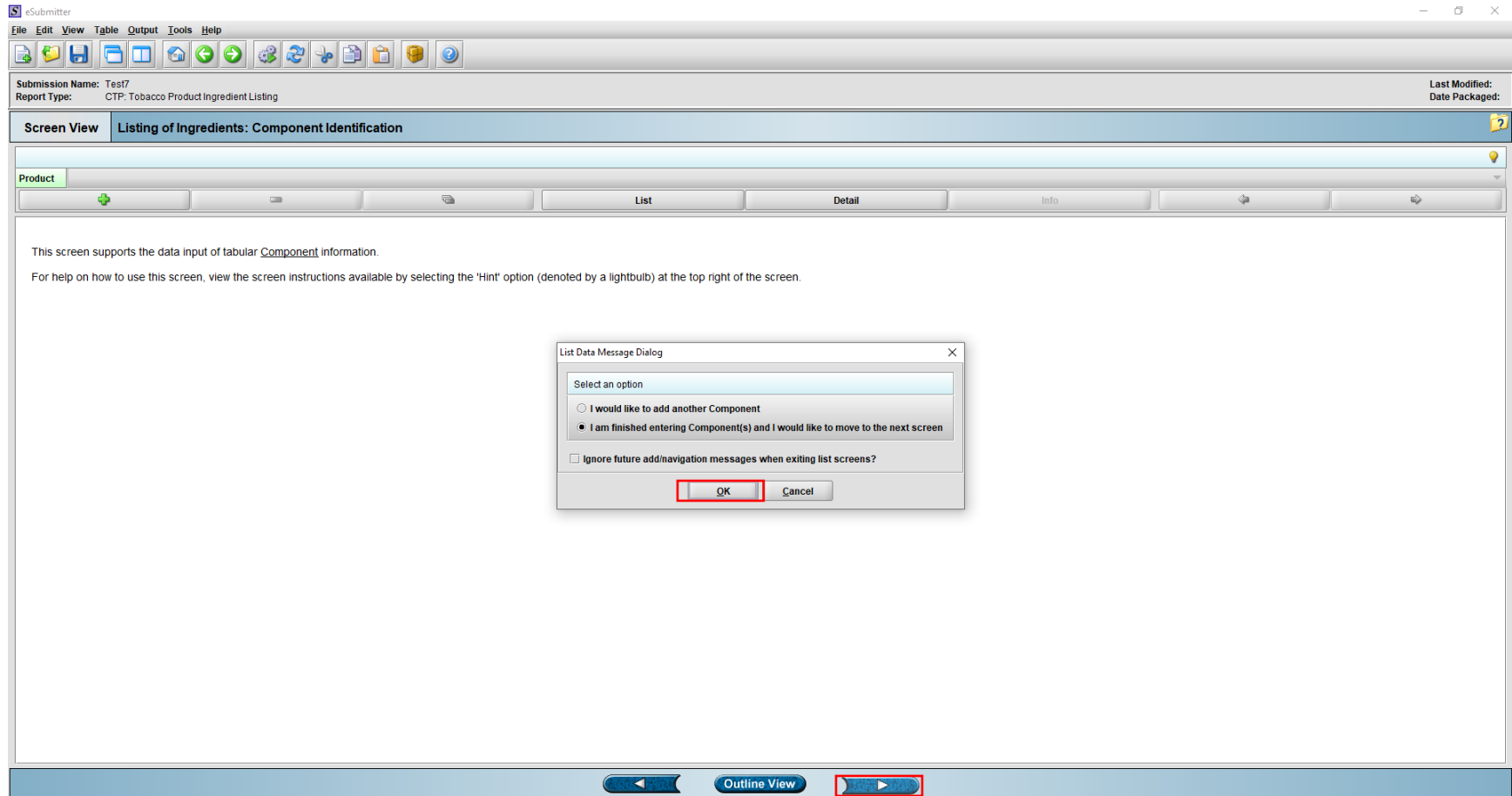
Outline View

eSubmitter v3
CTP Tobacco Product Manufacturer form

The screenshot displays the eSubmitter v3 application window. The title bar reads "eSubmitter". The menu bar includes "File", "Edit", "View", "Table", "Output", "Tools", and "Help". The toolbar contains various icons for file operations and navigation. The status bar at the top shows "Submission Name: Test7" and "Report Type: CTP: Tobacco Product Ingredient Listing". On the right, it indicates "Last Modified:" and "Date Packaged:". The main content area is titled "Screen View" and "Listing of Ingredients: Component Identification". A "Product" tab is active, showing a toolbar with a green plus icon, a minus icon, a list icon, a detail icon, an info icon, and two arrow icons. Below the toolbar, a text box states: "This screen supports the data input of tabular Component information. For help on how to use this screen, view the screen instructions available by selecting the 'Hint' option (denoted by a lightbulb) at the top right of the screen." At the bottom, a navigation bar features a left arrow, an "Outline View" button, and a right arrow, which is highlighted with a red rectangle.

eSubmitter v3

CTP Tobacco Product Manufacturer form



eSubmitter

File Edit View Table Output Tools Help

Submission Name: Test7
Report Type: CTP: Tobacco Product Ingredient Listing

Last Modified:
Date Packaged:

Screen View Listing of Ingredients: Component Identification

Product

This screen supports the data input of tabular Component information.
For help on how to use this screen, view the screen instructions available by selecting the 'Hint' option (denoted by a lightbulb) at the top right of the screen.

List Data Message Dialog

Select an option

☐ I would like to add another Component

☒ I am finished entering Component(s) and I would like to move to the next screen

☐ Ignore future add/navigation messages when exiting list screens?

OK Cancel

Previous Outline View Next

eSubmitter v3 CTP Tobacco Product Manufacturer form

eSubmitter

File Edit View Table Output Tools Help

Submission Name: Test7
Report Type: CTP: Tobacco Product Ingredient Listing

Last Modified:
Date Packaged:

Screen View Listing of Ingredients: Ingredient Listing

Ingredient Listing By Product

Product
Component

List Detail Info

How to Enter the Ingredient Information for each Product:
List all ingredients for the product that was entered and selected in the previous screen (displayed in the "Product" header above). To facilitate data entry, please enter reaction products after entering all other ingredients.

You may enter data directly into this screen using the data entry method. As an alternative to data entry, you may enter this information into a pre-formatted spreadsheet that CTP has specifically designed to be imported here. *Please note: If you already have a spreadsheet from a previous submission, you can copy and paste your information into the spreadsheet below.*

Data Entry Method:

1. To begin, click on the "Add" button to enter information on a particular ingredient.
2. Once you have entered the information about a particular ingredient, click on the "Add" button to enter information about another ingredient.
3. Repeat steps 1 and 2 until all ingredients have been entered for the product identified above.
4. After you have entered all ingredients for the selected product, return to the Product Identification screen to enter another product. Select the next product in the List and advance to this screen to add the Ingredient information.

Import Method:

1. You **MUST** select a Submission Type (the first question of this form) prior to clicking the spreadsheet link. Then, click on the link ([Import Spreadsheet Template for Ingredient Identification Updates](#)) to launch the pre-formatted Excel spreadsheet.
2. Save the Excel spreadsheet file to an alternate location on your computer prior to filling in the requested information. You will need to navigate to the location of the file during the import process.
3. Note: Avoid changing the format of the spreadsheet as this may interfere with importing and the validation of the data.
4. Once you have entered the information into the spreadsheet, click the Import Data button on the top right corner of this screen next to the yellow light bulb and follow the import wizard.
5. After all data is imported, you can click "List" to view and verify the imported product(s) information.

To see these instructions again, you may click on the "Info" button above.

Outline View

eSubmitter v3

CTP Tobacco Product Manufacturer form

eSubmitter

File Edit View Table Output Tools Help

Submission Name: Test7
Report Type: CTP: Tobacco Product Ingredient Listing

Last Modified:
Date Packaged:

Screen View Listing of Ingredients: Ingredient Listing

Ingredient Listing By Product

Product
Component

List Detail Info

How to Enter the Ingredient Information for each Product:
List all ingredients for the product that was entered and selected in the previous screen (displayed in the "Product" header above). To facilitate data entry, please enter reaction products after entering all other ingredients.

You may enter data directly into this screen using the data entry method. As an alternative to data entry, you may enter this information into a pre-formatted spreadsheet that CTP has specifically designed to be imported here. *Please note: If you already have a spreadsheet from a previous submission, you can copy and paste your information into the spreadsheet below.*

Data Entry Method:

1. To begin, click on the "Add" button to enter information on a particular ingredient.
2. Once you have entered the information about a particular ingredient, click on the "Add" button.
3. Repeat steps 1 and 2 until all ingredients have been entered for the product identified above.
4. After you have entered all ingredients for the selected product, return to the Product Identification screen to add the ingredient information.

Import Method:

1. You **MUST** select a Submission Type (the first question of this form) prior to clicking the spreadsheet icon.
2. Save the Excel spreadsheet file to an alternate location on your computer prior to filling in the spreadsheet.
3. Note: Avoid changing the format of the spreadsheet as this may interfere with importing and exporting data.
4. Once you have entered the information into the spreadsheet, click the Import Data button on the left side of the screen.
5. After all data is imported, you can click "List" to view and verify the imported product(s) information.

To see these instructions again, you may click on the "Info" button above.

List Data Message Dialog

Select an option

☐ I would like to add another ingredient

☒ I am finished entering ingredient(s) and I would like to move to the next screen

☐ Ignore future add/navigation messages when exiting list screens?

OK Cancel

Previous Outline View Next

eSubmitter v3 CTP Tobacco Product Manufacturer form

Submission Name: Test7
Report Type: CTP: Tobacco Product Ingredient Listing

Last Modified:
Date Packaged:

Screen View | **Listing of Ingredients: Ingredient Listing**

Ingredient Listing By Product

Product
Component

How to Enter the Ingredient Information for each Product:
List all ingredients for the product that was entered and selected in the previous screen (displayed in the "Product" header above). To facilitate data entry, please enter reaction products after entering all other ingredients.

You may enter data directly into this screen using the data entry method. As an alternative to data entry, you may enter this information into a pre-formatted spreadsheet that CTP has specifically designed to be imported here. *Please note: If you already have a spreadsheet from a previous submission, you can copy and paste your information into the spreadsheet below.*

Data Entry Method:

1. To begin, click on the **"Add"** button to enter information on a particular ingredient.
2. Once you have entered the information about a particular ingredient, click on the **"Add"** button to enter information on another ingredient.
3. Repeat steps 1 and 2 until all ingredients have been entered for the product identified above.
4. After you have entered all ingredients for the selected product, return to the Product Identification screen to select the product.

Import Method:

1. You **MUST** select a Submission Type (the first question of this form) prior to clicking the spreadsheet link.
2. Save the Excel spreadsheet file to an alternate location on your computer prior to filling in the requested information.
3. Note: Avoid changing the format of the spreadsheet as this may interfere with importing and the validation process.
4. Once you have entered the information into the spreadsheet, click the Import Data button on the top right of the spreadsheet.
5. After all data is imported, you can click **"List"** to view and verify the imported product(s) information.

To see these instructions again, you may click on the **"Info"** button above.

Screen Navigation Dialog

Select an option

- ☐ I would like to add/select a new Product
- ☐ I would like to add/select a new Component
- ☒ Continue to the Next screen

OK **Cancel**

Navigation Bar: **Previous** **Outline View** **Next**

eSubmitter v3
CTP Tobacco Product Manufacturer form

eSubmitter

File Edit View Table Output Tools Help

Submission Name: Test7
Report Type: CTP: Tobacco Product Ingredient Listing

Last Modified:
Date Packaged:

Screen View Listing of Ingredients: Additional Information

If you used a spreadsheet to import product and ingredient data, you may attach it to the Additional Submission Documents attachment question.

Cover Letter

If you have a cover letter, please attach it here.

File Attachment

Additional Submission Documents

Please attach any additional documentation relevant to this submission (e.g., Import Spreadsheet template for Product Identification, chart, graph, index, table of contents, etc.).

0 items in the list

Title	Name	Date	Size	Path
-------	------	------	------	------

Submission Comments

Please enter any submission comments below.

0910-0650, Expiration Date: 3/31/2010

Previous Next Outline View

eSubmitter v3
CTP Tobacco Product Manufacturer form

eSubmitter

File Edit View Table Output Tools Help

Submission Name: Test7
Report Type: CTP: Tobacco Product Ingredient Listing

Last Modified:
Date Packaged:

Screen View Confirmation: Instructions

Introduction > Submitter Identification > Ingredient Listing > **Confirmation**

You are now in the **Confirmation** section. This section contains a confirmation statement, and requests additional contact and address information, as needed. Your last step in this section is to package your submission for transmission to the Center for Tobacco Products. The packaging process will validate that you have completed data entry.

OMB No. 0910-0650, Expiration Date: 5/31/2010

Outline View

eSubmitter v3
CTP Tobacco Product Manufacturer form

eSubmitter

File Edit View Table Output Tools Help

Submission Name: Test7
Report Type: CTP: Tobacco Product Ingredient Listing

Last Modified:
Date Packaged:

Screen View Confirmation: Confirmation Statement

Warning: A willfully false statement is a criminal offense, U.S. Code, title 18, section 1001.

The data and information in this submission have been reviewed and, to the best of my knowledge, are certified to be true and accurate. I agree to report changes to this information as required under section 904(c) of the act.

Identify the person submitting this form:

To use the eSubmitter's Address book, use the appropriate copy icons to the right.

Contact Information

Prefix:

First Name:

Middle Name:

Last Name:

Generational Suffix:

Generational Suffix, if Other:

Professional Suffix:

Position Title:

Email Address:

Telephone Number(s):

0 of 4 items in the list

Telephone Number(s)

Fax Number(s):

0 of 1 items in the list

Fax Number(s)

Mailing Address

Outline View

eSubmitter v3

CTP Tobacco Product Manufacturer form

eSubmitter

File Edit View Table Output Tools Help

Submission Name: Test7
Report Type: CTP: Tobacco Product Ingredient Listing

Last Modified:
Date Packaged:

Screen View Confirmation: Package Files for Submission

STOP You have reached the end of this submission. You may now package the submission and transmit it to CTP via the CTP Portal or ESG or on CD-ROM in order to fulfill your requirements. Submission via the CTP Portal or the Electronic Submission Gateway provides secure transmission and enables the FDA to provide you with an automated acknowledgement of receipt.

At this time, you may save and close this submission to return to it at a later time. To do so, simply click Save and then Close from the File Menu or top Tool Bar. To re-open this submission after closing, select Open Existing Submission from the Intro Screen or Open from the File Menu.

If you would like to package this submission at this time in preparation for transmitting to FDA, please begin the packaging process by selecting Output > Package Files for Submission or by clicking the Package icon from the top toolbar. If any required data is missing, the packaging process will not begin and a Missing Data Report will be displayed. Please ensure that all required questions are completed and all applicable documents have been attached within the submission. Specific directions for packaging your submission can be found in the eSubmitter User Manual and/or Quick Guide.

If you would like to prepare another submission to fulfill other FDA requirements, please select "New" from the File Menu to begin compiling a new submission and be sure to select the appropriate submission type.

OMB No. 0910-0650, Expiration Date: 5/31/2010

Previous Next Outline View

eSubmitter v3 CTP Tobacco Product Manufacturer form

eSubmitter

File Edit View Table Output Tools Help

Submission Name: Test7
Report Type: CTP: Tobacco Product Ingredient Listing

Last Modified:
Date Packaged:

Screen View **Confirmation: Package Files for Submission**

STOP You have reached the end of this submission. You may now package the submission and transmit it to CTP via the CTP Portal or ESG or on CD-ROM in order to fulfill your requirements. Submission via the CTP Portal or the Electronic Submission Gateway provides secure transmission and enables the FDA to provide you with an automated acknowledgement of receipt.

At this time, you may save and close this submission to return to it at a later time. To do so, simply click Save and then Close from the File Menu or top Tool Bar. To re-open this submission after closing, select Open Existing Submission from the Intro Screen or Open from the File Menu.

If you would like to package this submission at this time in preparation for transmitting to FDA, please begin the packaging process by selecting Output > Package Files for Submission or by clicking the Package icon from the top toolbar. If any required data is missing, the packaging process will not begin and a Missing Data Report will be displayed. Please ensure that all required questions are completed and all applicable documents have been attached within the submission. Specific directions for packaging your submission can be found in the eSubmitter User Manual and/or Quick Guide.

If you would like to prepare another submission to fulfill other FDA requirements, please select "New" from the File Menu to begin compiling a new submission and be sure to select the appropriate submission type.

Warning

You have reached the end of the Submission form. However, the report is incomplete due to missing data. Select the Missing Data Report from the Output menu to easily identify all missing responses.

Close

OMB No. 0910-0630, Expiration Date: 5/31/2010

Outline View

eSubmitter v3

CTP Tobacco Product Manufacturer form

eSubmitter

File Edit View Table Output Tools Help

Submission Name: Test7
Report Type: CTP: Tobacco Product Ingredient Listing

Last Modified:
Date Packaged:

Screen View Listing of Ingredients: Submission Type

Submission Type

Please follow the instructions below to select submission status properly.

Initial submission per 904(a)(1) for product(s) on the market as of June 22, 2009 (for cigarettes, cigarette tobacco, RYO, and smokeless tobacco) or August 8, 2016 (for other tobacco products) - Complete all sections of the submission form, including Contact Information and Products and Ingredients.

Initial submission per 904(c)(1) for new product(s) - Complete all sections of the submission form, including Contact Information and Products and Ingredients. Only include new products. Do not include a comprehensive list of all products.

Initial submission per 904(c)(1) for modification to existing product(s):

Initial submission per 904(c)(2) for modification to existing product(s)* - Complete all sections of the submission form, including Contact Information and Products and Ingredients. Only include products that are being modified due to a new tobacco additive or increases in the quantity of an existing tobacco additive.

Initial submission per 904(c)(3) for modification to existing product(s)* - Complete all sections of the submission form, including Contact Information and Products and Ingredients. Only include products that are being modified due to eliminating or decreasing an existing additive, or adds or increases an additive.

Amendment to correct previous product ingredient submission(s)** - Perform a Save As to save the previously submitted submission with a new file name. Open the newly named file and make necessary updates to the submission product information.

*If modification to a product involves more than one ingredient and is subject to both 904(c)(2) and 904(c)(3) reporting requirements, treat the modification to the product as falling under 904(c)(2).

** If you are only reporting an update or correction to contact information, do not use this form. Instead, please submit a letter to FDA indicating the update or correction.

Please note: If you are discontinuing or resuming a discontinued product per 905(i)(3), you are required to submit an update to product list through 905 only and not 904. If you are adding a product, you must submit an update to product list per 905(i)(3) as well as submit an ingredient listing for this product under 904(c)(1).

If you are unsure how to submit your information to CTP (e.g., corrections), please contact the help desk at eSubmitter@fda.hhs.gov or by telephone at 1-877-CTP-1373.

For information regarding the section 904 requirements, please refer to the [Guidance: Listing of Ingredients in Tobacco Products](#).

Submission Type (Please ensure that all products under this submission meet the definition of the checked submission type. Click lightbulb for definitions)

☐ Type a: Initial submission per 904(a)(1) for product(s) on the market as of June 22, 2009 (for cigarettes, cigarette tobacco, RYO, and smokeless tobacco) or August 8, 2016 (for other tobacco products)

☐ Type b: Initial submission per 904(c)(1) for new product(s)

☒ Type c: Initial submission per 904(c)(1) for modification to existing product(s)

☐ Type d: Initial submission per 904(c)(2) for modification to existing product(s)*

☐ Type e: Initial submission per 904(c)(3) for modification to existing product(s)*

☐ Type f: Amendment to correct previous product ingredient submission(s)**

Enter the previous product ingredient submission tracking number:

OMB No. 0910-0630, Expiration Date: 5/31/2010

Outline View

eSubmitter v3

CTP Tobacco Product Manufacturer form

eSubmitter

File Edit View Table Output Tools Help

Submission Name: Test7
Report Type: CTP: Tobacco Product Ingredient Listing

Last Modified:
Date Packaged:

Screen View Listing of Ingredients: Role of Submitter

Statutory Requirements

The requirements under section 904(a)(1) of the act apply to each tobacco product manufacturer or importer. Domestic manufacturers are to submit the required ingredient information for products they manufacture and, for tobacco products that are imported, the required ingredient information is to be submitted by either the foreign manufacturer or the importer of the product. This includes any tobacco product, whether for consumers or for further manufacturing.

Other provisions of the Tobacco Control Act pertinent to Ingredient Listing include Section 904(c) of the act.

Please note: For tobacco products that are imported, the required ingredient information is to be submitted by either the foreign manufacturer or the importer of the product. If you are reporting as an importer, and you are also a domestic tobacco product manufacturer, then you are also to submit the ingredient information for the products you manufacture. In this situation, you would submit twice - once as an importer and once as a tobacco product manufacturer.

For information regarding the section 904 requirements, please refer to the [Guidance: Listing of Ingredients in Tobacco Products](#).

Please identify your role:

☒ Manufacturer
☐ Importer

OMB No. 0910-0650, Expiration Date: 5/31/2010

Outline View

eSubmitter v3
CTP Tobacco Product Manufacturer form

eSubmitter

File Edit View Table Output Tools Help

Submission Name: Test7
Report Type: CTP: Tobacco Product Ingredient Listing

Last Modified:
Date Packaged:

Screen View Listing of Ingredients: Identification Information

Submitter Role and Submission Type > **Identification Information** > Product and Ingredient Listing > Additional Information > Confirmation

You are in the **Submitter Identification** section. This section requests contact and address information for the responsible individual submitting the Ingredient Listing submission.

OMB No. 0910-0650, Expiration Date: 5/31/2010

Outline View

eSubmitter v3
CTP Tobacco Product Manufacturer form

eSubmitter

File Edit View Table Output Tools Help

Submission Name: Test7
Report Type: CTP: Tobacco Product Ingredient Listing

Last Modified:
Date Packaged:

Screen View **Listing of Ingredients: Submitter Identification**

To use the eSubmitter's Address book, use the appropriate copy icons to the right.

Company Information

Company Name:

Company Headquarters D&B D-U-N-S® Number:

Company Headquarters FDA Assigned Facility Establishment Identification (FEI) Number:

Organization URL (e.g., www.fda.gov):

Company Mailing Address:

Country:

Address - Line 1:

Address - Line 2:

City:

State:

State, Province, or Territory Name:

Zip or Postal Code:

Authorized Representative (Responsible official authorized to represent the submitter)

Prefix:

First Name/Given Name:

Middle Name:

Last Name:

Generational Suffix:

Generational Suffix, if Other:

Professional Suffix (e.g., MD, Ph.D.):

Position Title:

Email Address:

Telephone Number(s):

Outline View

eSubmitter v3
CTP Tobacco Product Manufacturer form

eSubmitter

File Edit View Table Output Tools Help

Submission Name: Test7
Report Type: CTP: Tobacco Product Ingredient Listing

Last Modified:
Date Packaged:

Screen View Listing of Ingredients: U.S. Agent

To use the eSubmitter's Address book, use the appropriate copy icons to the right.

U.S. Agent Contact Information

Prefix:

First Name/Given Name:

Middle Name:

Last Name:

Generational Suffix:

Generational Suffix, if Other:

Professional Suffix (e.g., MD, Ph.D.):

Position Title:

Email Address:

Telephone Number(s):

0 of 4 items in the list

Telephone Number(s)

Fax Number:

0 of 1 items in the list

Fax Number(s)

Mailing Address for U.S. Agent

Company Name:

Country:

Address - Line 1:

Address - Line 2:

City:

Outline View

eSubmitter v3
CTP Tobacco Product Manufacturer form

eSubmitter

File Edit View Table Output Tools Help

Submission Name: Test7
Report Type: CTP: Tobacco Product Ingredient Listing

Last Modified:
Date Packaged:

Screen View Listing of Ingredients: Product and Ingredient Listing

Submitter Role and Submission Type > Identification Information > **Product and Ingredient Listing** > Additional Information > Confirmation

You are in the **Product and Ingredient Listing** section. In this section you will enter each product and the ingredients in each product.

Please note: You can import Product and Ingredient information by populating data onto the import Excel spreadsheet templates. The import spreadsheet templates can be found under the Info button on the respective Product and Ingredient screens. They can be accessed by clicking the "Import Spreadsheet Template" link under the Import Method section.

How will you provide Product, Component, Ingredient, and Identical Product Information?

☐ a) Enter product, component, and ingredient information manually on the following screens

☐ b) Enter product and ingredient information using separate CTP-provided spreadsheets, and enter component information manually

☐ c) Attach product, component, and ingredient information using a single CTP-provided spreadsheet

☐ d) Attach your own spreadsheet

Further instructions will appear in this section upon selection of a response to the above question.

Import Method for E-Liquid Products:

Click on the link ([Listing of Ingredients in Tobacco E-Liquid Products](#)) to launch the pre-formatted Excel spreadsheet.

Import Method for Leaf-Wrapped Cigar Products:

Click on the link ([Listing of Ingredients in Tobacco Leaf-Wrapped Products](#)) to launch the pre-formatted Excel spreadsheet.

Import Method for Ingredients in any Tobacco Product:

Click on the link ([Listing of Ingredients in Any Tobacco Product](#)) to launch the pre-formatted Excel spreadsheet.

Attach the Product, Component, Ingredient spreadsheet.

Title	Name	Date	Size	Path
0 items in the list				

Outline View

eSubmitter v3
CTP Tobacco Product Manufacturer form

eSubmitter

File Edit View Table Output Tools Help

Submission Name: Test7
Report Type: CTP: Tobacco Product Ingredient Listing

Last Modified:
Date Packaged:

Screen View Listing of Ingredients: Product Listing

Product Listing

List Detail Info

>	Item	Product Name	FDA-Assigned Tracking Number	STN Application #	Unique Product ID	Type of Unique Product ID	Type of Unique Product ID, If Other	Product Use	Co-Package?	Product Category
	1									
▶	2									

2 of 9999 items in the list

Outline View

eSubmitter v3
CTP Tobacco Product Manufacturer form

eSubmitter

File Edit View Table Output Tools Help

Submission Name: Test7
Report Type: CTP: Tobacco Product Ingredient Listing

Last Modified:
Date Packaged:

Screen View Listing of Ingredients: Product Listing

Product Listing

Table of Tobacco Products

>	Item	Product Name	FDA-Assigned Tracking Number	STN Application #	Unique Product ID	Type of Unique Product ID	Type of Unique Product ID, If Other	Product Use	Co-Package?	Product Category
>	1									
>	2									

List Data Message Dialog

Select an option

☐ I would like to add another Product

☒ I am finished entering Product(s) and I would like to move to the next screen

☐ Ignore future add/navigation messages when exiting list screens?

OK Cancel

2 of 9999 items in the list

Outline View

eSubmitter v3
CTP Tobacco Product Manufacturer form

eSubmitter

File Edit View Table Output Tools Help

Submission Name: Test7
Report Type: CTP: Tobacco Product Ingredient Listing

Last Modified:
Date Packaged:

Screen View Listing of Ingredients: Product Listing

Product Listing

List Detail Info

>	Item	Product Name	FDA-Assigned Tracking Number	STN Application #	Unique Product ID	Type of Unique Product ID	Type of Unique Product ID, if Other	Product Use	Co-Package?	Product Category
>	1									
>	2									

Table of Tobacco Products

List Data Message Dialog

Select an option

☒ I would like to add another Product

☐ I am finished entering Product(s) and I would like to move to the next screen

☐ Ignore future add/navigation messages when exiting list screens?

OK Cancel

2 of 9999 items in the list

Outline View

eSubmitter v3
CTP Tobacco Product Manufacturer form

eSubmitter

File Edit View Table Output Tools Help

Submission Name: Test7
Report Type: CTP: Tobacco Product Ingredient Listing

Last Modified:
Date Packaged:

Screen View Listing of Ingredients: Product Listing

Product Listing

Item: 3

PRODUCT IDENTIFICATION

Tobacco Product Brand/Sub-brand Name or Other Commercial Name (e.g., Acme Lights 100's or Acme Reconstituted Tobacco #202):

FDA-Assigned Tracking Number (TP#####): TP:

If this product is under review or has been authorized under a marketing pathway, enter the submission tracking number of the application (e.g., SE1234567):

Product Identification Number (At least one product identification number must be provided if needed to uniquely identify the product):

Select the type of product identification number:

> If Other, please describe further:

Use of Product:

Is this tobacco product a co-package? Yes No

Product Category:

> If Other, please describe further:

Product Sub-Category:

> If Other, please describe further:

You will be prompted later to record any product(s) that you manufacture that are identical to the product above other than packaging differences that do not affect the characteristics of the product. You do not then need to submit separate ingredients listings for each of the products.

Outline View

eSubmitter v3
CTP Tobacco Product Manufacturer form

eSubmitter

File Edit View Table Output Tools Help

Submission Name: Test7
Report Type: CTP: Tobacco Product Ingredient Listing

Last Modified:
Date Packaged:

Screen View Listing of Ingredients: Product Listing

Product Listing

Item: 3

PRODUCT IDENTIFICATION

Tobacco Product Brand/Sub-brand Name or Other Commercial Name (e.g., Acme Lights 100's or Acme Reconstituted Tobacco #202):

FDA-Assigned Tracking Number (TP#####):

If this product is under review or has been authorized under a marketing pathway, enter the submission tracking number of the application (e.g., SE1234567):

Product Identification Number (At least one product identification number must be provided if needed to uniquely identify the product):

Select the type of product identification number:

▶ If Other, please describe further:

Use of Product:

Is this tobacco product a co-package?

Product Category:

▶ If Other, please describe further:

Product Sub-Category:

▶ If Other, please describe further:

You will be prompted later to record any product(s) that you manufacture that are identical to the product above other than packaging differences that do not affect the characteristics of the product. You do not then need to submit separate ingredients listings for each of the products.

Outline View

eSubmitter v3

CTP Tobacco Product Manufacturer form

The screenshot shows the eSubmitter v3 application window. The title bar reads "eSubmitter". The menu bar includes "File", "Edit", "View", "Table", "Output", "Tools", and "Help". The toolbar contains various icons for file operations and navigation. The status bar at the top indicates "Submission Name: Test7" and "Report Type: CTP: Tobacco Product Ingredient Listing". On the right, it shows "Last Modified:" and "Date Packaged:". The main window has a tab labeled "Screen View" and a sub-tab "Listing of Ingredients: Component Identification". Below the tabs is a "Product" section with a green plus icon and a minus icon. The main content area contains the following text:

This screen supports the data input of tabular Component information.

For help on how to use this screen, view the screen instructions available by selecting the 'Hint' option (denoted by a lightbulb) at the top right of the screen.

At the bottom of the window, there is a navigation bar with three buttons: "Previous", "Outline View", and "Next". The "Next" button is highlighted with a red rectangle.

eSubmitter v3

CTP Tobacco Product Manufacturer form

eSubmitter

File Edit View Table Output Tools Help

Submission Name: Test7
Report Type: CTP: Tobacco Product Ingredient Listing

Last Modified:
Date Packaged:

Screen View Listing of Ingredients: Component Identification

Product

This screen supports the data input of tabular Component information.
For help on how to use this screen, view the screen instructions available by selecting the 'Hint' option (denoted by a lightbulb) at the top right of the screen.

List Data Message Dialog

Select an option

☐ I would like to add another Component

☒ I am finished entering Component(s) and I would like to move to the next screen

☐ Ignore future add/navigation messages when exiting list screens?

OK Cancel

Previous Outline View Next

eSubmitter v3 CTP Tobacco Product Manufacturer form

eSubmitter

File Edit View Table Output Tools Help

Submission Name: Test7
Report Type: CTP: Tobacco Product Ingredient Listing

Last Modified:
Date Packaged:

Screen View Listing of Ingredients: Ingredient Listing

Ingredient Listing By Product

Product
Component

List Detail Info

How to Enter the Ingredient Information for each Product:
List all ingredients for the product that was entered and selected in the previous screen (displayed in the "Product" header above). To facilitate data entry, please enter reaction products after entering all other ingredients.

You may enter data directly into this screen using the data entry method. As an alternative to data entry, you may enter this information into a pre-formatted spreadsheet that CTP has specifically designed to be imported here. *Please note: If you already have a spreadsheet from a previous submission, you can copy and paste your information into the spreadsheet below.*

Data Entry Method:

1. To begin, click on the **"Add"** button to enter information on a particular ingredient.
2. Once you have entered the information about a particular ingredient, click on the **"Add"** button to enter information about another ingredient.
3. Repeat steps 1 and 2 until all ingredients have been entered for the product identified above.
4. After you have entered all ingredients for the selected product, return to the Product Identification screen to enter another product. Select the next product in the List and advance to this screen to add the ingredient information.

Import Method:

1. You **MUST** select a Submission Type (the first question of this form) prior to clicking the spreadsheet link. Then, click on the link ([Import Spreadsheet Template for Ingredient Identification Updates](#)) to launch the pre-formatted Excel spreadsheet.
2. Save the Excel spreadsheet file to an alternate location on your computer prior to filling in the requested information. You will need to navigate to the location of the file during the import process.
3. Note: Avoid changing the format of the spreadsheet as this may interfere with importing and the validation of the data.
4. Once you have entered the information into the spreadsheet, click the Import Data button on the top right corner of this screen next to the yellow light bulb and follow the import wizard.
5. After all data is imported, you can click **"List"** to view and verify the imported product(s) information.

To see these instructions again, you may click on the **"Info"** button above.

Outline View

eSubmitter v3

CTP Tobacco Product Manufacturer form

eSubmitter

File Edit View Table Output Tools Help

Submission Name: Test7
Report Type: CTP: Tobacco Product Ingredient Listing

Last Modified:
Date Packaged:

Screen View Listing of Ingredients: Ingredient Listing

Ingredient Listing By Product

Product
Component

List Detail Info

How to Enter the Ingredient information for each Product:
List all ingredients for the product that was entered and selected in the previous screen (displayed in the "Product" header above). To facilitate data entry, please enter reaction products after entering all other ingredients.

You may enter data directly into this screen using the data entry method. As an alternative to data entry, you may enter this information into a pre-formatted spreadsheet that CTP has specifically designed to be imported here. *Please note: If you already have a spreadsheet from a previous submission, you can copy and paste your information into the spreadsheet below.*

Data Entry Method:

1. To begin, click on the "Add" button to enter information on a particular ingredient.
2. Once you have entered the information about a particular ingredient, click on the "Add" button.
3. Repeat steps 1 and 2 until all ingredients have been entered for the product identified above.
4. After you have entered all ingredients for the selected product, return to the Product Identification screen to add the ingredient information.

Import Method:

1. You **MUST** select a Submission Type (the first question of this form) prior to clicking the spreadsheet import button.
2. Save the Excel spreadsheet file to an alternate location on your computer prior to filling in the spreadsheet.
3. Note: Avoid changing the format of the spreadsheet as this may interfere with importing and exporting data.
4. Once you have entered the information into the spreadsheet, click the Import Data button on the left side of the screen.
5. After all data is imported, you can click "List" to view and verify the imported product(s) information.

To see these instructions again, you may click on the "Info" button above.

List Data Message Dialog

Select an option

☐ I would like to add another ingredient

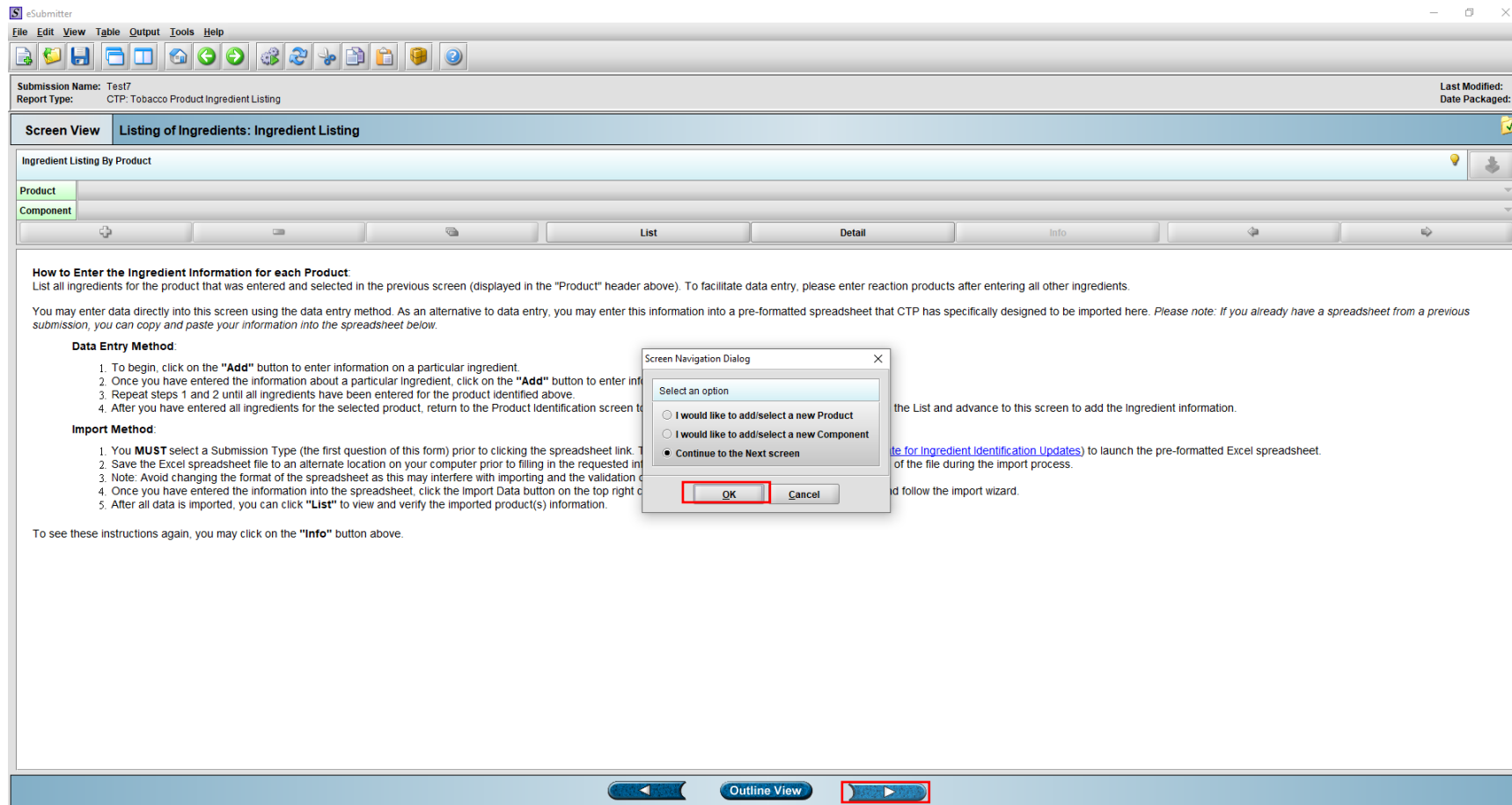
☒ I am finished entering ingredient(s) and I would like to move to the next screen

☐ Ignore future add/navigation messages when exiting list screens?

OK Cancel

Outline View

eSubmitter v3 CTP Tobacco Product Manufacturer form



eSubmitter

File Edit View Table Output Tools Help

Submission Name: Test7
Report Type: CTP: Tobacco Product Ingredient Listing

Last Modified:
Date Packaged:

Screen View Listing of Ingredients: Ingredient Listing

Ingredient Listing By Product

Product
Component

List Detail Info

How to Enter the Ingredient Information for each Product:
List all ingredients for the product that was entered and selected in the previous screen (displayed in the "Product" header above). To facilitate data entry, please enter reaction products after entering all other ingredients.

You may enter data directly into this screen using the data entry method. As an alternative to data entry, you may enter this information into a pre-formatted spreadsheet that CTP has specifically designed to be imported here. *Please note: If you already have a spreadsheet from a previous submission, you can copy and paste your information into the spreadsheet below.*

Data Entry Method:

1. To begin, click on the **"Add"** button to enter information on a particular ingredient.
2. Once you have entered the information about a particular ingredient, click on the **"Add"** button to enter information about another ingredient.
3. Repeat steps 1 and 2 until all ingredients have been entered for the product identified above.
4. After you have entered all ingredients for the selected product, return to the Product Identification screen to enter the product information.

Import Method:

1. You **MUST** select a Submission Type (the first question of this form) prior to clicking the spreadsheet link.
2. Save the Excel spreadsheet file to an alternate location on your computer prior to filling in the requested information.
3. Note: Avoid changing the format of the spreadsheet as this may interfere with importing and the validation process.
4. Once you have entered the information into the spreadsheet, click the Import Data button on the top right corner of the spreadsheet.
5. After all data is imported, you can click **"List"** to view and verify the imported product(s) information.

To see these instructions again, you may click on the **"Info"** button above.

Screen Navigation Dialog

Select an option

☐ I would like to add/select a new Product

☐ I would like to add/select a new Component

☒ Continue to the Next screen

OK Cancel

the List and advance to this screen to add the Ingredient information.

[Click here for Ingredient Identification Updates](#) to launch the pre-formatted Excel spreadsheet. of the file during the import process.

and follow the import wizard.

Previous Outline View Next

eSubmitter v3
CTP Tobacco Product Manufacturer form

eSubmitter

File Edit View Table Output Tools Help

Submission Name: Test7
Report Type: CTP: Tobacco Product Ingredient Listing

Last Modified:
Date Packaged:

Screen View Listing of Ingredients: Additional Information

If you used a spreadsheet to import product and ingredient data, you may attach it to the Additional Submission Documents attachment question.

Cover Letter

If you have a cover letter, please attach it here.

File Attachment

Additional Submission Documents

Please attach any additional documentation relevant to this submission (e.g., Import Spreadsheet template for Product Identification, chart, graph, index, table of contents, etc.).

0 items in the list

Title	Name	Date	Size	Path
-------	------	------	------	------

Submission Comments

Please enter any submission comments below.

OMB No. 0910-0650, Expiration Date: 5/31/2010

Outline View

eSubmitter v3
CTP Tobacco Product Manufacturer form

eSubmitter

File Edit View Table Output Tools Help

Submission Name: Test7
Report Type: CTP: Tobacco Product Ingredient Listing

Last Modified:
Date Packaged:

Screen View Confirmation: Instructions

Introduction > Submitter Identification > Ingredient Listing > **Confirmation**

You are now in the **Confirmation** section. This section contains a confirmation statement, and requests additional contact and address information, as needed. Your last step in this section is to package your submission for transmission to the Center for Tobacco Products. The packaging process will validate that you have completed data entry.

Previous Outline View Next

OMB No. 0910-0650, Expiration Date: 5/31/2010

eSubmitter v3
CTP Tobacco Product Manufacturer form


eSubmitter

File Edit View Table Output Tools Help

Submission Name: Test7
Report Type: CTP: Tobacco Product Ingredient Listing

Last Modified:
Date Packaged:

Screen View **Confirmation: Confirmation Statement**

 Warning: A willfully false statement is a criminal offense, U.S. Code, title 18, section 1001.

The data and information in this submission have been reviewed and, to the best of my knowledge, are certified to be true and accurate. I agree to report changes to this information as required under section 904(c) of the act.

Identify the person submitting this form:

To use the eSubmitter's Address book, use the appropriate copy icons to the right.

Contact Information

Prefix:

First Name:

Middle Name:

Last Name:

Generational Suffix:

Generational Suffix, if Other:

Professional Suffix:

Position Title:

Email Address:

Telephone Number(s):

0 of 4 items in the list

Telephone Number(s)

Fax Number(s):

0 of 1 items in the list

Fax Number(s)

Mailing Address

Outline View

eSubmitter v3

CTP Tobacco Product Manufacturer form

The screenshot displays the eSubmitter v3 application window. The title bar reads 'eSubmitter'. The menu bar includes 'File', 'Edit', 'View', 'Table', 'Output', 'Tools', and 'Help'. The toolbar contains icons for file operations (New, Open, Save, Print, etc.) and submission actions (Home, Back, Forward, Package, etc.).

Submission Information:

- Submission Name: Test7
- Report Type: CTP: Tobacco Product Ingredient Listing
- Last Modified: (blank)
- Date Packaged: (blank)

Screen View: Confirmation: Package Files for Submission

STOP You have reached the end of this submission. You may now package the submission and transmit it to CTP via the CTP Portal or ESG or on CD-ROM in order to fulfill your requirements. Submission via the CTP Portal or the Electronic Submission Gateway provides secure transmission and enables the FDA to provide you with an automated acknowledgement of receipt.

At this time, you may save and close this submission to return to it at a later time. To do so, simply click Save and then Close from the File Menu or top Tool Bar. To re-open this submission after closing, select Open Existing Submission from the Intro Screen or Open from the File Menu.

If you would like to package this submission at this time in preparation for transmitting to FDA, please begin the packaging process by selecting Output > Package Files for Submission or by clicking the Package icon from the top toolbar. If any required data is missing, the packaging process will not begin and a Missing Data Report will be displayed. Please ensure that all required questions are completed and all applicable documents have been attached within the submission. Specific directions for packaging your submission can be found in the eSubmitter User Manual and/or Quick Guide.

If you would like to prepare another submission to fulfill other FDA requirements, please select "New" from the File Menu to begin compiling a new submission and be sure to select the appropriate submission type.

OMB No. 0910-0650, Expiration Date: 5/31/2010

Navigation buttons at the bottom: Previous, Outline View, Next. The 'Next' button is highlighted with a red rectangle.

eSubmitter v3 CTP Tobacco Product Manufacturer form

eSubmitter

File Edit View Table Output Tools Help

Submission Name: Test7
Report Type: CTP: Tobacco Product Ingredient Listing

Last Modified:
Date Packaged:

Screen View Confirmation: Package Files for Submission

STOP You have reached the end of this submission. You may now package the submission and transmit it to CTP via the CTP Portal or ESG or on CD-ROM in order to fulfill your requirements. Submission via the CTP Portal or the Electronic Submission Gateway provides secure transmission and enables the FDA to provide you with an automated acknowledgement of receipt.

At this time, you may save and close this submission to return to it at a later time. To do so, simply click Save and then Close from the File Menu or top Tool Bar. To re-open this submission after closing, select Open Existing Submission from the Intro Screen or Open from the File Menu.

If you would like to package this submission at this time in preparation for transmitting to FDA, please begin the packaging process by selecting Output > Package Files for Submission or by clicking the Package icon from the top toolbar. If any required data is missing, the packaging process will not begin and a Missing Data Report will be displayed. Please ensure that all required questions are completed and all applicable documents have been attached within the submission. Specific directions for packaging your submission can be found in the eSubmitter User Manual and/or Quick Guide.

If you would like to prepare another submission to fulfill other FDA requirements, please select "New" from the File Menu to begin compiling a new submission and be sure to select the appropriate submission type.

Warning

You have reached the end of the Submission form. However, the report is incomplete due to missing data. Select the Missing Data Report from the Output menu to easily identify all missing responses.

Close

Outline View

OMB No. 0910-0650, Expiration Date: 5/31/2010

eSubmitter v3

CTP Tobacco Product Manufacturer form

eSubmitter

File Edit View Table Output Tools Help

Submission Name: Test7
Report Type: CTP: Tobacco Product Ingredient Listing

Last Modified:
Date Packaged:

Screen View Listing of Ingredients: Submission Type

Submission Type

Please follow the instructions below to select submission status properly.

Initial submission per 904(a)(1) for product(s) on the market as of June 22, 2009 (for cigarettes, cigarette tobacco, RYO, and smokeless tobacco) or August 8, 2016 (for other tobacco products) - Complete all sections of the submission form, including Contact Information and Products and Ingredients.

Initial submission per 904(c)(1) for new product(s) - Complete all sections of the submission form, including Contact Information and Products and Ingredients. Only include new products. Do not include a comprehensive list of all products.

Initial submission per 904(c)(1) for modification to existing product(s):

Initial submission per 904(c)(2) for modification to existing product(s)* - Complete all sections of the submission form, including Contact Information and Products and Ingredients. Only include products that are being modified due to a new tobacco additive or increases in the quantity of an existing tobacco additive.

Initial submission per 904(c)(3) for modification to existing product(s)* - Complete all sections of the submission form, including Contact Information and Products and Ingredients. Only include products that are being modified due to eliminating or decreasing an existing additive, or adds or increases an additive.

Amendment to correct previous product ingredient submission(s)** - Perform a Save As to save the previously submitted submission with a new file name. Open the newly named file and make necessary updates to the submission product information.

*If modification to a product involves more than one ingredient and is subject to both 904(c)(2) and 904(c)(3) reporting requirements, treat the modification to the product as falling under 904(c)(2).

** If you are only reporting an update or correction to contact information, do not use this form. Instead, please submit a letter to FDA indicating the update or correction.

Please note: If you are discontinuing or resuming a discontinued product per 905(i)(3), you are required to submit an update to product list through 905 only and not 904. If you are adding a product, you must submit an update to product list per 905(i)(3) as well as submit an ingredient listing for this product under 904(c)(1).

If you are unsure how to submit your information to CTP (e.g., corrections), please contact the help desk at eSubmitter@fda.hhs.gov or by telephone at 1-877-CTP-1373.

For information regarding the section 904 requirements, please refer to the [Guidance: Listing of Ingredients in Tobacco Products](#).

Submission Type (Please ensure that all products under this submission meet the definition of the checked submission type. Click lightbulb for definitions)

☐ Type a: Initial submission per 904(a)(1) for product(s) on the market as of June 22, 2009 (for cigarettes, cigarette tobacco, RYO, and smokeless tobacco) or August 8, 2016 (for other tobacco products)

☐ Type b: Initial submission per 904(c)(1) for new product(s)

☐ Type c: Initial submission per 904(c)(1) for modification to existing product(s)

☒ Type d: Initial submission per 904(c)(2) for modification to existing product(s)*

☐ Type e: Initial submission per 904(c)(3) for modification to existing product(s)*

☐ Type f: Amendment to correct previous product ingredient submission(s)**

Enter the previous product ingredient submission tracking number:

OMB No. 0910-0650, Expiration Date: 5/31/2010

Outline View

eSubmitter v3

CTP Tobacco Product Manufacturer form

eSubmitter

File Edit View Table Output Tools Help

Submission Name: Test7
Report Type: CTP: Tobacco Product Ingredient Listing

Last Modified:
Date Packaged:

Screen View Listing of Ingredients: Role of Submitter

Statutory Requirements

The requirements under section 904(a)(1) of the act apply to each tobacco product manufacturer or importer. Domestic manufacturers are to submit the required ingredient information for products they manufacture and, for tobacco products that are imported, the required ingredient information is to be submitted by either the foreign manufacturer or the importer of the product. This includes any tobacco product, whether for consumers or for further manufacturing.

Other provisions of the Tobacco Control Act pertinent to Ingredient Listing include Section 904(c) of the act.

Please note: For tobacco products that are imported, the required ingredient information is to be submitted by either the foreign manufacturer or the importer of the product. If you are reporting as an importer, and you are also a domestic tobacco product manufacturer, then you are also to submit the ingredient information for the products you manufacture. In this situation, you would submit twice - once as an importer and once as a tobacco product manufacturer.

For information regarding the section 904 requirements, please refer to the [Guidance: Listing of Ingredients in Tobacco Products](#).

Please identify your role:

☒ Manufacturer
☐ Importer

OMB No. 0910-0650, Expiration Date: 5/31/2010

Outline View

eSubmitter v3
CTP Tobacco Product Manufacturer form

The screenshot shows the eSubmitter v3 application window. The title bar reads "eSubmitter". The menu bar includes "File", "Edit", "View", "Table", "Output", "Tools", and "Help". The toolbar contains icons for file operations (Open, Save, Print, etc.) and navigation (Home, Back, Forward, etc.). The status bar at the top right shows "Last Modified:" and "Date Packaged:". The main content area has a breadcrumb trail: "Submitter Role and Submission Type > **Identification Information** > Product and Ingredient Listing > Additional Information > Confirmation". Below the breadcrumb, a message states: "You are in the **Submitter Identification** section. This section requests contact and address information for the responsible individual submitting the Ingredient Listing submission." The bottom of the window features a navigation bar with "Previous" and "Next" buttons (the "Next" button is highlighted with a red box) and an "Outline View" button. The footer text reads "OMB No. 0910-0650, Expiration Date: 5/31/2010".

Submission Name: Test7
Report Type: CTP: Tobacco Product Ingredient Listing

Screen View Listing of Ingredients: Identification Information

Submitter Role and Submission Type > **Identification Information** > Product and Ingredient Listing > Additional Information > Confirmation

You are in the **Submitter Identification** section. This section requests contact and address information for the responsible individual submitting the Ingredient Listing submission.

OMB No. 0910-0650, Expiration Date: 5/31/2010

Previous Outline View Next

eSubmitter v3
CTP Tobacco Product Manufacturer form

eSubmitter

File Edit View Table Output Tools Help

Submission Name: Test17
Report Type: CTP: Tobacco Product Ingredient Listing

Last Modified:
Date Packaged:

Screen View **Listing of Ingredients: Submitter Identification**

To use the eSubmitter's Address book, use the appropriate copy icons to the right.

Company Information

Company Name:

Company Headquarters D&B D-U-N-S® Number:

Company Headquarters FDA Assigned Facility Establishment Identification (FEI) Number:

Organization URL (e.g., www.fda.gov):

Company Mailing Address:

Country:

Address - Line 1:

Address - Line 2:

City:

State:

State, Province, or Territory Name

Zip or Postal Code:

Authorized Representative (Responsible official authorized to represent the submitter)

Prefix:

First Name/Given Name:

Middle Name:

Last Name:

Generational Suffix:

Generational Suffix, if Other:

Professional Suffix (e.g., MD, Ph.D.):

Position Title:

Email Address:

Telephone Number(s):

Outline View

eSubmitter v3
CTP Tobacco Product Manufacturer form

eSubmitter

File Edit View Table Output Tools Help

Submission Name: Test7
Report Type: CTP: Tobacco Product Ingredient Listing

Last Modified:
Date Packaged:

Screen View Listing of Ingredients: U.S. Agent

To use the eSubmitter's Address book, use the appropriate copy icons to the right.

U.S. Agent Contact Information

Prefix:

First Name/Given Name:

Middle Name:

Last Name:

Generational Suffix:

Generational Suffix, if Other:

Professional Suffix (e.g., MD, Ph.D.):

Position Title:

Email Address:

Telephone Number(s):

0 of 4 items in the list

Telephone Number(s)

Fax Number:

0 of 1 items in the list

Fax Number(s)

Mailing Address for U.S. Agent

Company Name:

Country:

Address - Line 1:

Address - Line 2:

City:

Outline View

eSubmitter v3
CTP Tobacco Product Manufacturer form

eSubmitter

File Edit View Table Output Tools Help

Submission Name: Test7
Report Type: CTP: Tobacco Product Ingredient Listing

Last Modified:
Date Packaged:

Screen View Listing of Ingredients: Product and Ingredient Listing

Submitter Role and Submission Type > Identification Information > **Product and Ingredient Listing** > Additional Information > Confirmation

You are in the **Product and Ingredient Listing** section. In this section you will enter each product and the ingredients in each product.

Please note: You can import Product and Ingredient information by populating data onto the import Excel spreadsheet templates. The import spreadsheet templates can be found under the Info button on the respective Product and Ingredient screens. They can be accessed by clicking the "Import Spreadsheet Template" link under the Import Method section.

How will you provide Product, Component, Ingredient, and Identical Product Information?

☐ a) Enter product, component, and ingredient information manually on the following screens

☐ b) Enter product and ingredient information using separate CTP-provided spreadsheets, and enter component information manually

☐ c) Attach product, component, and ingredient information using a single CTP-provided spreadsheet

☐ d) Attach your own spreadsheet

Further instructions will appear in this section upon selection of a response to the above question.

Import Method for E-Liquid Products:

Click on the link ([Listing of Ingredients in Tobacco E-Liquid Products](#)) to launch the pre-formatted Excel spreadsheet.

Import Method for Leaf-Wrapped Cigar Products:

Click on the link ([Listing of Ingredients in Tobacco Leaf-Wrapped Products](#)) to launch the pre-formatted Excel spreadsheet.

Import Method for Ingredients in any Tobacco Product:

Click on the link ([Listing of Ingredients in Any Tobacco Product](#)) to launch the pre-formatted Excel spreadsheet.

Attach the Product, Component, Ingredient spreadsheet

0 items in the list

Title	Name	Date	Size	Path
-------	------	------	------	------

Outline View

eSubmitter v3
CTP Tobacco Product Manufacturer form

eSubmitter

File Edit View Table Output Tools Help

Submission Name: Test7
Report Type: CTP: Tobacco Product Ingredient Listing

Last Modified:
Date Packaged:

Screen View Listing of Ingredients: Product Listing

Product Listing

Table of Tobacco Products

>	Item	Product Name	FDA-Assigned Tracking Number	STN Application #	Unique Product ID	Type of Unique Product ID	Type of Unique Product ID, If Other	Product Use	Co-Package?	Product Category
	1									
	2									
>	3									

3 of 9999 Items in the list

Outline View

eSubmitter v3
CTP Tobacco Product Manufacturer form

eSubmitter

File Edit View Table Output Tools Help

Submission Name: Test7
Report Type: CTP: Tobacco Product Ingredient Listing

Last Modified:
Date Packaged:

Screen View Listing of Ingredients: Product Listing

Product Listing

Table of Tobacco Products

>	Item	Product Name	FDA-Assigned Tracking Number	STN Application #	Unique Product ID	Type of Unique Product ID	Type of Unique Product ID, if Other	Product Use	Co-Package?	Product Category
	1									
	2									
>	3									

List Data Message Dialog

Select an option

☒ I would like to add another Product

☐ I am finished entering Product(s) and I would like to move to the next screen

☐ Ignore future add/navigation messages when exiting list screens?

OK Cancel

3 of 9999 items in the list

Outline View

eSubmitter v3
CTP Tobacco Product Manufacturer form

eSubmitter

File Edit View Table Output Tools Help

Submission Name: Test7
Report Type: CTP: Tobacco Product Ingredient Listing

Last Modified:
Date Packaged:

Screen View Listing of Ingredients: Product Listing

Product Listing

Item: 4

PRODUCT IDENTIFICATION

Tobacco Product Brand/Sub-brand Name or Other Commercial Name (e.g., Acme Lights 100's or Acme Reconstituted Tobacco #202):

FDA-Assigned Tracking Number (TP#####):

If this product is under review or has been authorized under a marketing pathway, enter the submission tracking number of the application (e.g., SE1234567):

Product Identification Number (At least one product identification number must be provided if needed to uniquely identify the product.):

Select the type of product identification number:

► If Other, please describe further:

Use of Product:

Is this tobacco product a co-package?

Product Category:

► If Other, please describe further:

Product Sub-Category:

► If Other, please describe further:

You will be prompted later to record any product(s) that you manufacture that are identical to the product above other than packaging differences that do not affect the characteristics of the product. You do not then need to submit separate ingredients listings for each of the products.

Outline View

eSubmitter v3
CTP Tobacco Product Manufacturer form

eSubmitter

File Edit View Table Output Tools Help

Submission Name: Test7
Report Type: CTP: Tobacco Product Ingredient Listing

Last Modified:
Date Packaged:

Screen View Listing of Ingredients: Product Listing

Product Listing

List Detail Info

>	Item	Product Name	FDA-Assigned Tracking Number	STN Application #	Unique Product ID	Type of Unique Product ID	Type of Unique Product ID, If Other	Product Use	Co-Package?	Product Category
	1									
	2									
	3									
>	4									

Table of Tobacco Products

List Data Message Dialog

Select an option

☐ I would like to add another Product

☒ I am finished entering Product(s) and I would like to move to the next screen

☐ Ignore future add/navigation messages when exiting list screens?

OK Cancel

4 of 9999 items in the list

Outline View

eSubmitter v3
CTP Tobacco Product Manufacturer form

The screenshot displays the eSubmitter v3 application window. The title bar reads "eSubmitter". The menu bar includes "File", "Edit", "View", "Table", "Output", "Tools", and "Help". The toolbar contains icons for file operations (open, save, print, etc.) and navigation (back, forward, home, etc.).

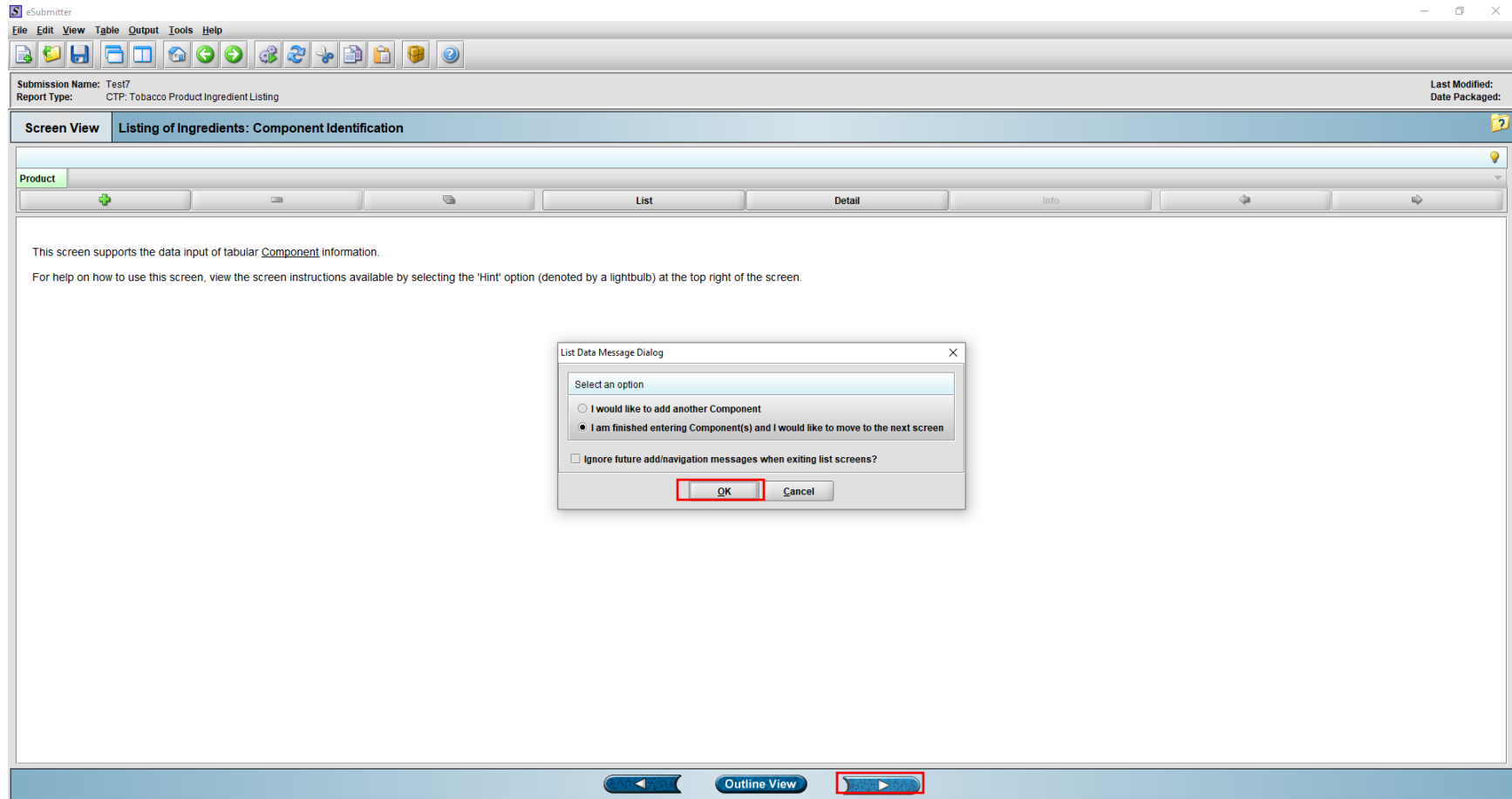
Below the toolbar, the "Submission Name" is "Test7" and the "Report Type" is "CTP: Tobacco Product Ingredient Listing". On the right, there are fields for "Last Modified:" and "Date Packaged:". The main content area is titled "Screen View" and "Listing of Ingredients: Component Identification".

Inside the main content area, there is a "Product" tab and a "List" button. The text within the main area states: "This screen supports the data input of tabular Component information. For help on how to use this screen, view the screen instructions available by selecting the 'Hint' option (denoted by a lightbulb) at the top right of the screen."

At the bottom of the window, there is a navigation bar with buttons for "Previous", "Outline View", and "Next". The "Next" button is highlighted with a red rectangle.

eSubmitter v3

CTP Tobacco Product Manufacturer form



eSubmitter

File Edit View Table Output Tools Help

Submission Name: Test7
Report Type: CTP: Tobacco Product Ingredient Listing

Last Modified:
Date Packaged:

Screen View Listing of Ingredients: Component Identification

Product

This screen supports the data input of tabular Component information.

For help on how to use this screen, view the screen instructions available by selecting the 'Hint' option (denoted by a lightbulb) at the top right of the screen.

List Data Message Dialog

Select an option

☐ I would like to add another Component

☒ I am finished entering Component(s) and I would like to move to the next screen

☐ Ignore future add/navigation messages when exiting list screens?

OK Cancel

Outline View

eSubmitter v3 CTP Tobacco Product Manufacturer form

eSubmitter

File Edit View Table Output Tools Help

Submission Name: Test7
Report Type: CTP: Tobacco Product Ingredient Listing

Last Modified:
Date Packaged:

Screen View Listing of Ingredients: Ingredient Listing

Ingredient Listing By Product

Product
Component

List Detail Info

How to Enter the Ingredient Information for each Product:
List all ingredients for the product that was entered and selected in the previous screen (displayed in the "Product" header above). To facilitate data entry, please enter reaction products after entering all other ingredients.

You may enter data directly into this screen using the data entry method. As an alternative to data entry, you may enter this information into a pre-formatted spreadsheet that CTP has specifically designed to be imported here. *Please note: If you already have a spreadsheet from a previous submission, you can copy and paste your information into the spreadsheet below.*

Data Entry Method:

1. To begin, click on the **"Add"** button to enter information on a particular ingredient.
2. Once you have entered the information about a particular ingredient, click on the **"Add"** button to enter information about another ingredient.
3. Repeat steps 1 and 2 until all ingredients have been entered for the product identified above.
4. After you have entered all ingredients for the selected product, return to the Product Identification screen to enter another product. Select the next product in the List and advance to this screen to add the ingredient information.

Import Method:

1. You **MUST** select a Submission Type (the first question of this form) prior to clicking the spreadsheet link. Then, click on the link ([Import Spreadsheet Template for Ingredient Identification Updates](#)) to launch the pre-formatted Excel spreadsheet.
2. Save the Excel spreadsheet file to an alternate location on your computer prior to filling in the requested information. You will need to navigate to the location of the file during the import process.
3. Note: Avoid changing the format of the spreadsheet as this may interfere with importing and the validation of the data.
4. Once you have entered the information into the spreadsheet, click the Import Data button on the top right corner of this screen next to the yellow light bulb and follow the import wizard.
5. After all data is imported, you can click **"List"** to view and verify the imported product(s) information.

To see these instructions again, you may click on the **"Info"** button above.

Outline View

eSubmitter v3 CTP Tobacco Product Manufacturer form

eSubmitter

File Edit View Table Output Tools Help

Submission Name: Test7
Report Type: CTP: Tobacco Product Ingredient Listing

Last Modified:
Date Packaged:

Screen View Listing of Ingredients: Ingredient Listing

Ingredient Listing By Product

Product
Component

List Detail Info

How to Enter the Ingredient Information for each Product:
List all ingredients for the product that was entered and selected in the previous screen (displayed in the "Product" header above). To facilitate data entry, please enter reaction products after entering all other ingredients.

You may enter data directly into this screen using the data entry method. As an alternative to data entry, you may enter this information into a pre-formatted spreadsheet that CTP has specifically designed to be imported here. *Please note: If you already have a spreadsheet from a previous submission, you can copy and paste your information into the spreadsheet below.*

Data Entry Method:

1. To begin, click on the **"Add"** button to enter information on a particular ingredient.
2. Once you have entered the information about a particular ingredient, click on the **"Add"** button to enter information about another ingredient.
3. Repeat steps 1 and 2 until all ingredients have been entered for the product identified above.
4. After you have entered all ingredients for the selected product, return to the Product Identification screen to enter another product. Select the next product in the List and advance to this screen to add the ingredient information.

Import Method:

1. You **MUST** select a Submission Type (the first question of this form) prior to clicking the spreadsheet link. Then, click on the link ([Import Spreadsheet Template for Ingredient Identification Updates](#)) to launch the pre-formatted Excel spreadsheet.
2. Save the Excel spreadsheet file to an alternate location on your computer prior to filling in the requested information. You will need to navigate to the location of the file during the import process.
3. Note: Avoid changing the format of the spreadsheet as this may interfere with importing and the validation of the data.
4. Once you have entered the information into the spreadsheet, click the Import Data button on the top right corner of this screen next to the yellow light bulb and follow the import wizard.
5. After all data is imported, you can click **"List"** to view and verify the imported product(s) information.

To see these instructions again, you may click on the **"Info"** button above.

List Data Message Dialog

Select an option

☐ I would like to add another Ingredient

☒ I am finished entering Ingredient(s) and I would like to move to the next screen

☐ Ignore future add/navigation messages when exiting list screens?

OK Cancel

Outline View

eSubmitter v3 CTP Tobacco Product Manufacturer form

Submission Name: Test7
Report Type: CTP: Tobacco Product Ingredient Listing

Last Modified:
Date Packaged:

Screen View Listing of Ingredients: Ingredient Listing

Ingredient Listing By Product

Product
Component

List Detail Info

How to Enter the Ingredient Information for each Product:
List all ingredients for the product that was entered and selected in the previous screen (displayed in the "Product" header above). To facilitate data entry, please enter reaction products after entering all other ingredients.

You may enter data directly into this screen using the data entry method. As an alternative to data entry, you may enter this information into a pre-formatted spreadsheet that CTP has specifically designed to be imported here. *Please note: If you already have a spreadsheet from a previous submission, you can copy and paste your information into the spreadsheet below.*

Data Entry Method:

1. To begin, click on the **"Add"** button to enter information on a particular ingredient.
2. Once you have entered the information about a particular ingredient, click on the **"Add"** button to enter information about another ingredient.
3. Repeat steps 1 and 2 until all ingredients have been entered for the product identified above.
4. After you have entered all ingredients for the selected product, return to the Product Identification screen to select the product and advance to this screen to add the ingredient information.

Import Method:

1. You **MUST** select a Submission Type (the first question of this form) prior to clicking the spreadsheet link.
2. Save the Excel spreadsheet file to an alternate location on your computer prior to filling in the requested information.
3. Note: Avoid changing the format of the spreadsheet as this may interfere with importing and the validation of the data.
4. Once you have entered the information into the spreadsheet, click the Import Data button on the top right of the spreadsheet.
5. After all data is imported, you can click **"List"** to view and verify the imported product(s) information.

To see these instructions again, you may click on the **"Info"** button above.

Screen Navigation Dialog

Select an option

☐ I would like to add/select a new Product

☐ I would like to add/select a new Component

☒ Continue to the Next screen

OK Cancel

Outline View

eSubmitter v3
CTP Tobacco Product Manufacturer form

eSubmitter

File Edit View Table Output Tools Help

Submission Name: Test7
Report Type: CTP: Tobacco Product Ingredient Listing

Last Modified:
Date Packaged:

Screen View Listing of Ingredients: Additional Information

If you used a spreadsheet to import product and ingredient data, you may attach it to the Additional Submission Documents attachment question.

Cover Letter

If you have a cover letter, please attach it here.

File Attachment

Additional Submission Documents

Please attach any additional documentation relevant to this submission (e.g., Import Spreadsheet template for Product Identification, chart, graph, index, table of contents, etc.).

0 items in the list

Title	Name	Date	Size	Path
-------	------	------	------	------

Submission Comments

Please enter any submission comments below.

OMB No. 0910-0650, Expiration Date: 5/31/2010

Outline View

eSubmitter v3
CTP Tobacco Product Manufacturer form

eSubmitter

File Edit View Table Output Tools Help

Submission Name: Test7
Report Type: CTP: Tobacco Product Ingredient Listing

Last Modified:
Date Packaged:

Screen View Confirmation: Instructions

Introduction > Submitter Identification > Ingredient Listing > **Confirmation**

You are now in the **Confirmation** section. This section contains a confirmation statement, and requests additional contact and address information, as needed. Your last step in this section is to package your submission for transmission to the Center for Tobacco Products.

The packaging process will validate that you have completed data entry.

OMB No. 0910-0650, Expiration Date: 5/31/2010

Outline View

eSubmitter v3
CTP Tobacco Product Manufacturer form

eSubmitter

File Edit View Table Output Tools Help

Submission Name: Test7
Report Type: CTP: Tobacco Product Ingredient Listing

Last Modified:
Date Packaged:

Screen View Confirmation: Confirmation Statement

Warning: A willfully false statement is a criminal offense, U.S. Code, title 18, section 1001.

The data and information in this submission have been reviewed and, to the best of my knowledge, are certified to be true and accurate. I agree to report changes to this information as required under section 904(c) of the act.

Identify the person submitting this form:

To use the eSubmitter's Address book, use the appropriate copy icons to the right.

Contact Information

Prefix:

First Name:

Middle Name:

Last Name:

Generational Suffix:

Generational Suffix, if Other:

Professional Suffix:

Position Title:

Email Address:

Telephone Number(s):

0 of 4 items in the list

Telephone Number(s)

Fax Number(s):

0 of 1 items in the list

Fax Number(s)

Mailing Address

Outline View

eSubmitter v3

CTP Tobacco Product Manufacturer form

eSubmitter

File Edit View Table Output Tools Help

Submission Name: Test7
Report Type: CTP Tobacco Product Ingredient Listing

Last Modified:
Date Packaged:

Screen View Confirmation: Package Files for Submission

STOP You have reached the end of this submission. You may now package the submission and transmit it to CTP via the CTP Portal or ESG or on CD-ROM in order to fulfill your requirements. Submission via the CTP Portal or the Electronic Submission Gateway provides secure transmission and enables the FDA to provide you with an automated acknowledgement of receipt.

At this time, you may save and close this submission to return to it at a later time. To do so, simply click Save and then Close from the File Menu or top Tool Bar. To re-open this submission after closing, select Open Existing Submission from the Intro Screen or Open from the File Menu.

If you would like to package this submission at this time in preparation for transmitting to FDA, please begin the packaging process by selecting Output > Package Files for Submission or by clicking the Package icon from the top toolbar. If any required data is missing, the packaging process will not begin and a Missing Data Report will be displayed. Please ensure that all required questions are completed and all applicable documents have been attached within the submission. Specific directions for packaging your submission can be found in the eSubmitter User Manual and/or Quick Guide.

If you would like to prepare another submission to fulfill other FDA requirements, please select "New" from the File Menu to begin compiling a new submission and be sure to select the appropriate submission type.

OMB No. 0910-0650, Expiration Date: 5/31/2010

Outline View

eSubmitter v3 CTP Tobacco Product Manufacturer form

eSubmitter

File Edit View Table Output Tools Help

Submission Name: Test7
Report Type: CTP: Tobacco Product Ingredient Listing

Last Modified:
Date Packaged:

Screen View **Confirmation: Package Files for Submission**

STOP You have reached the end of this submission. You may now package the submission and transmit it to CTP via the CTP Portal or ESG or on CD-ROM in order to fulfill your requirements. Submission via the CTP Portal or the Electronic Submission Gateway provides secure transmission and enables the FDA to provide you with an automated acknowledgement of receipt.

At this time, you may save and close this submission to return to it at a later time. To do so, simply click Save and then Close from the File Menu or top Tool Bar. To re-open this submission after closing, select Open Existing Submission from the Intro Screen or Open from the File Menu.

If you would like to package this submission at this time in preparation for transmitting to FDA, please begin the packaging process by selecting Output > Package Files for Submission or by clicking the Package icon from the top toolbar. If any required data is missing, the packaging process will not begin and a Missing Data Report will be displayed. Please ensure that all required questions are completed and all applicable documents have been attached within the submission. Specific directions for packaging your submission can be found in the eSubmitter User Manual and/or Quick Guide.

If you would like to prepare another submission to fulfill other FDA requirements, please select "New" from the File Menu to begin compiling a new submission and be sure to select the appropriate submission type.

Warning

You have reached the end of the Submission form. However, the report is incomplete due to missing data. Select the Missing Data Report from the Output menu to easily identify all missing responses.

Close

Outline View

CMB No. 0910-0650, Expiration Date: 5/31/2010

eSubmitter v3

CTP Tobacco Product Manufacturer form

eSubmitter

File Edit View Table Output Tools Help

Submission Name: Test7
Report Type: CTP: Tobacco Product Ingredient Listing

Last Modified:
Date Packaged:

Screen View Listing of Ingredients: Submission Type

Submission Type

Please follow the instructions below to select submission status properly.

Initial submission per 904(a)(1) for product(s) on the market as of June 22, 2009 (for cigarettes, cigarette tobacco, RYO, and smokeless tobacco) or August 8, 2016 (for other tobacco products) - Complete all sections of the submission form, including Contact Information and Products and Ingredients.

Initial submission per 904(c)(1) for new product(s) - Complete all sections of the submission form, including Contact Information and Products and Ingredients. Only include new products. Do not include a comprehensive list of all products.

Initial submission per 904(c)(1) for modification to existing product(s):

Initial submission per 904(c)(2) for modification to existing product(s)* - Complete all sections of the submission form, including Contact Information and Products and Ingredients. Only include products that are being modified due to a new tobacco additive or increases in the quantity of an existing tobacco additive.

Initial submission per 904(c)(3) for modification to existing product(s)* - Complete all sections of the submission form, including Contact Information and Products and Ingredients. Only include products that are being modified due to eliminating or decreasing an existing additive, or adds or increases an additive.

Amendment to correct previous product ingredient submission(s)** - Perform a Save As to save the previously submitted submission with a new file name. Open the newly named file and make necessary updates to the submission product information.

*If modification to a product involves more than one ingredient and is subject to both 904(c)(2) and 904(c)(3) reporting requirements, treat the modification to the product as falling under 904(c)(2).

** If you are only reporting an update or correction to contact information, do not use this form. Instead, please submit a letter to FDA indicating the update or correction.

Please note: If you are discontinuing or resuming a discontinued product per 905(i)(3), you are required to submit an update to product list through 905 only and not 904. If you are adding a product, you must submit an update to product list per 905(i)(3) as well as submit an ingredient listing for this product under 904(c)(1).

If you are unsure how to submit your information to CTP (e.g., corrections), please contact the help desk at eSubmitter@fda.hhs.gov or by telephone at 1-877-CTP-1373.

For information regarding the section 904 requirements, please refer to the [Guidance: Listing of Ingredients in Tobacco Products](#).

Submission Type (Please ensure that all products under this submission meet the definition of the checked submission type. Click lightbulb for definitions)

- ☐ Type a: Initial submission per 904(a)(1) for product(s) on the market as of June 22, 2009 (for cigarettes, cigarette tobacco, RYO, and smokeless tobacco) or August 8, 2016 (for other tobacco products)
- ☐ Type b: Initial submission per 904(c)(1) for new product(s)
- ☐ Type c: Initial submission per 904(c)(1) for modification to existing product(s)
- ☐ Type d: Initial submission per 904(c)(2) for modification to existing product(s)*
- ☒ Type e: Initial submission per 904(c)(3) for modification to existing product(s)*
- ☐ Type f: Amendment to correct previous product ingredient submission(s)**

Enter the previous product ingredient submission tracking number:

OMB No 0910-0650, Expiration Date: 5/31/2010

Outline View

eSubmitter v3

CTP Tobacco Product Manufacturer form

eSubmitter

File Edit View Table Output Tools Help

Submission Name: Test7
Report Type: CTP: Tobacco Product Ingredient Listing

Last Modified:
Date Packaged:

Screen View Listing of Ingredients: Role of Submitter

Statutory Requirements

The requirements under section 904(a)(1) of the act apply to each tobacco product manufacturer or importer. Domestic manufacturers are to submit the required ingredient information for products they manufacture and, for tobacco products that are imported, the required ingredient information is to be submitted by either the foreign manufacturer or the importer of the product. This includes any tobacco product, whether for consumers or for further manufacturing.

Other provisions of the Tobacco Control Act pertinent to Ingredient Listing include Section 904(c) of the act.

Please note: For tobacco products that are imported, the required ingredient information is to be submitted by either the foreign manufacturer or the importer of the product. If you are reporting as an importer, and you are also a domestic tobacco product manufacturer, then you are also to submit the ingredient information for the products you manufacture. In this situation, you would submit twice - once as an importer and once as a tobacco product manufacturer.

For information regarding the section 904 requirements, please refer to the [Guidance: Listing of Ingredients in Tobacco Products](#).

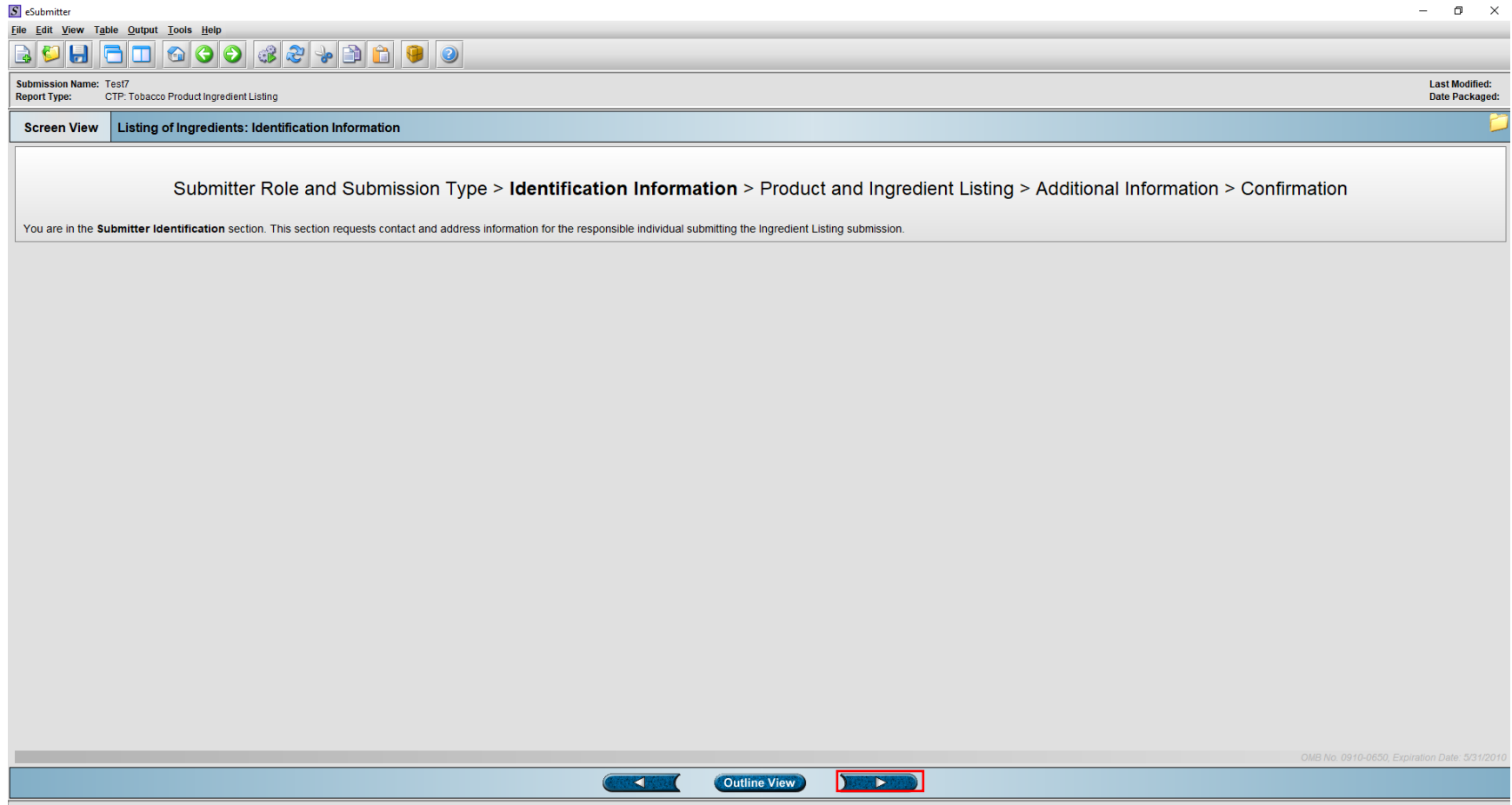
Please identify your role:

☒ Manufacturer
☐ Importer

OMB No. 0910-0650, Expiration Date: 5/31/2010

Outline View

eSubmitter v3
CTP Tobacco Product Manufacturer form



eSubmitter

File Edit View Table Output Tools Help

Submission Name: Test7
Report Type: CTP: Tobacco Product Ingredient Listing

Last Modified:
Date Packaged:

Screen View Listing of Ingredients: Identification Information

Submitter Role and Submission Type > **Identification Information** > Product and Ingredient Listing > Additional Information > Confirmation

You are in the **Submitter Identification** section. This section requests contact and address information for the responsible individual submitting the Ingredient Listing submission.

OMB No. 0910-0650, Expiration Date: 5/31/2010

Previous Outline View Next

eSubmitter v3
CTP Tobacco Product Manufacturer form

eSubmitter

File Edit View Table Output Tools Help

Submission Name: Test7
Report Type: CTP Tobacco Product Ingredient Listing

Last Modified:
Date Packaged:

Screen View Listing of Ingredients: Submitter Identification

To use the eSubmitter's Address book, use the appropriate copy icons to the right.

Company Information

Company Name:

Company Headquarters D&B D-U-N-S® Number:

Company Headquarters FDA Assigned Facility Establishment Identification (FEI) Number:

Organization URL (e.g., www.fda.gov):

Company Mailing Address:

Country:

Address - Line 1:

Address - Line 2:

City:

State:

State, Province, or Territory Name:

Zip or Postal Code:

Authorized Representative (Responsible official authorized to represent the submitter)

Prefix:

First Name/Given Name:

Middle Name:

Last Name:

Generational Suffix:

Generational Suffix, if Other:

Professional Suffix (e.g., MD, Ph.D.):

Position Title:

Email Address:

Telephone Number(s):

Outline View

eSubmitter v3
CTP Tobacco Product Manufacturer form

eSubmitter

File Edit View Table Output Tools Help

Submission Name: Test7
Report Type: CTP: Tobacco Product Ingredient Listing

Last Modified:
Date Packaged:

Screen View **Listing of Ingredients: U.S. Agent**

To use the eSubmitter's Address book, use the appropriate copy icons to the right.

U.S. Agent Contact Information

Prefix:

First Name/Given Name:

Middle Name:

Last Name:

Generational Suffix:

Generational Suffix, if Other:

Professional Suffix (e.g., MD, Ph.D.):

Position Title:

Email Address:

Telephone Number(s):

0 of 4 items in the list

Telephone Number(s)

Fax Number:

0 of 1 items in the list

Fax Number(s)

Mailing Address for U.S. Agent

Company Name:

Country:

Address - Line 1:

Address - Line 2:

City:

Outline View

eSubmitter v3
CTP Tobacco Product Manufacturer form

eSubmitter

File Edit View Table Output Tools Help

Submission Name: Test7
Report Type: CTP: Tobacco Product Ingredient Listing

Last Modified:
Date Packaged:

Screen View Listing of Ingredients: Product and Ingredient Listing

Submitter Role and Submission Type > Identification Information > **Product and Ingredient Listing** > Additional Information > Confirmation

You are in the **Product and Ingredient Listing** section. In this section you will enter each product and the ingredients in each product.

Please note: You can import Product and Ingredient information by populating data onto the import Excel spreadsheet templates. The import spreadsheet templates can be found under the Info button on the respective Product and Ingredient screens. They can be accessed by clicking the "Import Spreadsheet Template" link under the Import Method section.

How will you provide Product, Component, Ingredient, and Identical Product Information?

☐ a) Enter product, component, and ingredient information manually on the following screens

☐ b) Enter product and ingredient information using separate CTP-provided spreadsheets, and enter component information manually

☐ c) Attach product, component, and ingredient information using a single CTP-provided spreadsheet

☐ d) Attach your own spreadsheet

Further instructions will appear in this section upon selection of a response to the above question.

Import Method for E-Liquid Products:

Click on the link ([Listing of Ingredients in Tobacco E-Liquid Products](#)) to launch the pre-formatted Excel spreadsheet.

Import Method for Leaf-Wrapped Cigar Products:

Click on the link ([Listing of Ingredients in Tobacco Leaf-Wrapped Products](#)) to launch the pre-formatted Excel spreadsheet.

Import Method for Ingredients in any Tobacco Product:

Click on the link ([Listing of Ingredients in Any Tobacco Product](#)) to launch the pre-formatted Excel spreadsheet.

Attach the Product, Component, Ingredient spreadsheet.

0 items in the list

Title	Name	Date	Size	Path
-------	------	------	------	------

Outline View

eSubmitter v3
CTP Tobacco Product Manufacturer form

eSubmitter

File Edit View Table Output Tools Help

Submission Name: Test7
Report Type: CTP Tobacco Product Ingredient Listing

Last Modified:
Date Packaged:

Screen View Listing of Ingredients: Product Listing

Product Listing

Table of Tobacco Products

>	Item	Product Name	FDA-Assigned Tracking Number	STN Application #	Unique Product ID	Type of Unique Product ID	Type of Unique Product ID, If Other	Product Use	Co-Package?	Product Category
	1									
	2									
	3									
>	4									

4 of 9999 items in the list

Outline View

eSubmitter v3
CTP Tobacco Product Manufacturer form

eSubmitter

File Edit View Table Output Tools Help

Submission Name: Test7
Report Type: CTP: Tobacco Product Ingredient Listing

Last Modified:
Date Packaged:

Screen View Listing of Ingredients: Product Listing

Product Listing

List Detail Info

>	Item	Product Name	FDA-Assigned Tracking Number	STN Application #	Unique Product ID	Type of Unique Product ID	Type of Unique Product ID, If Other	Product Use	Co-Package?	Product Category
	1									
	2									
	3									
>	4									

List Data Message Dialog

Select an option

☒ I would like to add another Product

☐ I am finished entering Product(s) and I would like to move to the next screen

☐ Ignore future add/navigation messages when exiting list screens?

OK Cancel

4 of 9999 items in the list

Outline View

eSubmitter v3
CTP Tobacco Product Manufacturer form

eSubmitter

File Edit View Table Output Tools Help

Submission Name: Test7
Report Type: CTP: Tobacco Product Ingredient Listing

Last Modified:
Date Packaged:

Screen View Listing of Ingredients: Product Listing

Product Listing

Item: 5

PRODUCT IDENTIFICATION

Tobacco Product Brand/Sub-brand Name or Other Commercial Name (e.g., Acme Lights 100's or Acme Reconstituted Tobacco #202):

FDA-Assigned Tracking Number (TP#####):

If this product is under review or has been authorized under a marketing pathway, enter the submission tracking number of the application (e.g., SE1234567):

Product Identification Number (At least one product identification number must be provided if needed to uniquely identify the product.):

Select the type of product identification number:

► If Other, please describe further:

Use of Product:

Is this tobacco product a co-package?

Product Category:

► If Other, please describe further:

Product Sub-Category:

► If Other, please describe further:

You will be prompted later to record any product(s) that you manufacture that are identical to the product above other than packaging differences that do not affect the characteristics of the product. You do not then need to submit separate ingredients listings for each of the products.

Outline View

eSubmitter v3 CTP Tobacco Product Manufacturer form

eSubmitter

File Edit View Table Output Tools Help

Submission Name: Test7
Report Type: CTP Tobacco Product Ingredient Listing

Last Modified:
Date Packaged:

Screen View Listing of Ingredients: Product Listing

Product Listing

Item: 5

PRODUCT IDENTIFICATION

Tobacco Product Brand/Sub-brand Name or Other Commercial Name (e.g., Acme Lights 100's or Acme Reconstituted Tobacco #202):

FDA-Assigned Tracking Number (TP#####):

If this product is under review or has been authorized under a marketing pathway, enter the submission tracking number of the application (e.g., SE1234567):

Product Identification Number (At least one product identification number must be provided if needed to uniquely identify the product):

Select the type of product identification number:

Use of Product:

Is this tobacco product a co-package?

Product Category:

Product Sub-Category:

You will be prompted later to record any product(s) that you manufacture that are identical to the product above other than packaging differences that do not affect the characteristics of the product. You do not then need to submit separate ingredients listings for each of the products.

OK Cancel

Outline View

eSubmitter v3

CTP Tobacco Product Manufacturer form

The screenshot displays the eSubmitter v3 application window. The title bar reads "eSubmitter". The menu bar includes "File", "Edit", "View", "Table", "Output", "Tools", and "Help". The toolbar contains various icons for file operations and navigation. The status bar at the top shows "Submission Name: Test7" and "Report Type: CTP: Tobacco Product Ingredient Listing". On the right, it indicates "Last Modified:" and "Date Packaged:". The main window has a tabbed interface with "Screen View" and "Listing of Ingredients: Component Identification". The "Screen View" tab is active, showing a "Product" section with a toolbar containing a green plus icon, a minus icon, a speech bubble icon, and buttons for "List", "Detail", and "Info". Below this, a text area contains the following instructions:

This screen supports the data input of tabular Component information.

For help on how to use this screen, view the screen instructions available by selecting the 'Hint' option (denoted by a lightbulb) at the top right of the screen.

At the bottom of the window, there is a navigation bar with a left arrow, a button labeled "Outline View", and a right arrow. The right arrow is highlighted with a red rectangle.

eSubmitter v3 CTP Tobacco Product Manufacturer form

Submission Name: Test7
Report Type: CTP Tobacco Product Ingredient Listing

Screen View: Listing of Ingredients: Component Identification

Product

This screen supports the data input of tabular Component information.
For help on how to use this screen, view the screen instructions available by selecting the 'Hint' option (denoted by a lightbulb) at the top right of the screen.

List Data Message Dialog

Select an option

☐ I would like to add another Component

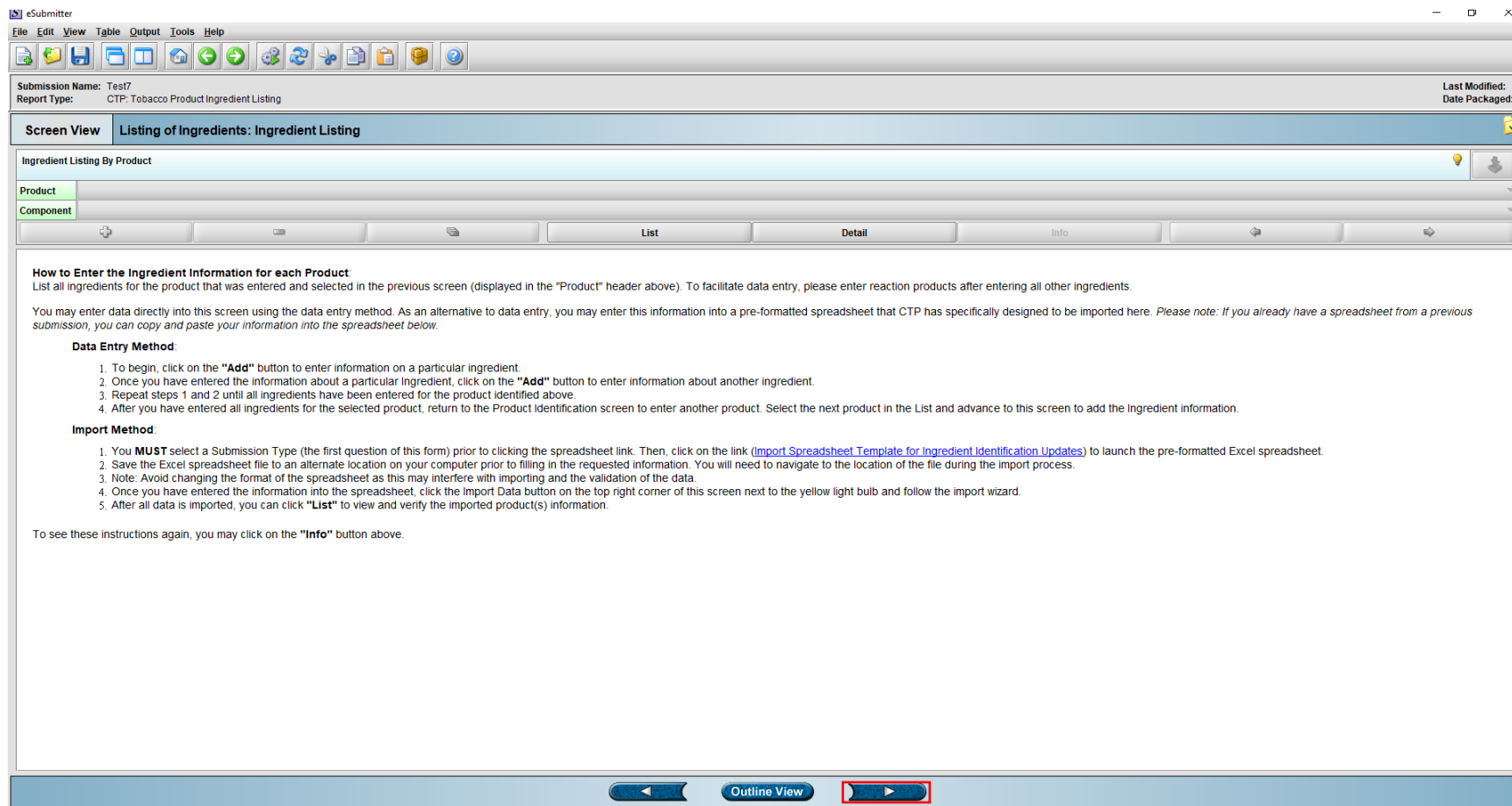
☒ I am finished entering Component(s) and I would like to move to the next screen

☐ Ignore future add/navigation messages when exiting list screens?

OK Cancel

Previous Outline View Next

eSubmitter v3 CTP Tobacco Product Manufacturer form



eSubmitter

File Edit View Table Output Tools Help

Submission Name: Test7
Report Type: CTP: Tobacco Product Ingredient Listing

Last Modified:
Date Packaged:

Screen View Listing of Ingredients: Ingredient Listing

Ingredient Listing By Product

Product
Component

List Detail Info

How to Enter the Ingredient Information for each Product:
List all ingredients for the product that was entered and selected in the previous screen (displayed in the "Product" header above). To facilitate data entry, please enter reaction products after entering all other ingredients.

You may enter data directly into this screen using the data entry method. As an alternative to data entry, you may enter this information into a pre-formatted spreadsheet that CTP has specifically designed to be imported here. *Please note: If you already have a spreadsheet from a previous submission, you can copy and paste your information into the spreadsheet below.*

Data Entry Method:

1. To begin, click on the **"Add"** button to enter information on a particular ingredient.
2. Once you have entered the information about a particular ingredient, click on the **"Add"** button to enter information about another ingredient.
3. Repeat steps 1 and 2 until all ingredients have been entered for the product identified above.
4. After you have entered all ingredients for the selected product, return to the Product Identification screen to enter another product. Select the next product in the List and advance to this screen to add the Ingredient information.

Import Method:

1. You **MUST** select a Submission Type (the first question of this form) prior to clicking the spreadsheet link. Then, click on the link ([Import Spreadsheet Template for Ingredient Identification Updates](#)) to launch the pre-formatted Excel spreadsheet.
2. Save the Excel spreadsheet file to an alternate location on your computer prior to filling in the requested information. You will need to navigate to the location of the file during the import process.
3. Note: Avoid changing the format of the spreadsheet as this may interfere with importing and the validation of the data.
4. Once you have entered the information into the spreadsheet, click the Import Data button on the top right corner of this screen next to the yellow light bulb and follow the import wizard.
5. After all data is imported, you can click **"List"** to view and verify the imported product(s) information.

To see these instructions again, you may click on the **"Info"** button above.

Previous Outline View Next

eSubmitter v3

CTP Tobacco Product Manufacturer form

eSubmitter

File Edit View Table Output Tools Help

Submission Name: Test7
Report Type: CTP: Tobacco Product Ingredient Listing

Last Modified:
Date Packaged:

Screen View Listing of Ingredients: Ingredient Listing

Ingredient Listing By Product

Product
Component

List Detail Info

How to Enter the Ingredient Information for each Product:
List all ingredients for the product that was entered and selected in the previous screen (displayed in the "Product" header above). To facilitate data entry, please enter reaction products after entering all other ingredients.

You may enter data directly into this screen using the data entry method. As an alternative to data entry, you may enter this information into a pre-formatted spreadsheet that CTP has specifically designed to be imported here. *Please note: If you already have a spreadsheet from a previous submission, you can copy and paste your information into the spreadsheet below.*

Data Entry Method:

1. To begin, click on the **"Add"** button to enter information on a particular ingredient.
2. Once you have entered the information about a particular ingredient, click on the **"Add"** button.
3. Repeat steps 1 and 2 until all ingredients have been entered for the product identified above.
4. After you have entered all ingredients for the selected product, return to the Product Identification screen.

Import Method:

1. You **MUST** select a Submission Type (the first question of this form) prior to clicking the spreadsheet import button.
2. Save the Excel spreadsheet file to an alternate location on your computer prior to filling in the spreadsheet.
3. Note: Avoid changing the format of the spreadsheet as this may interfere with importing and data entry.
4. Once you have entered the information into the spreadsheet, click the Import Data button on the left side of the screen.
5. After all data is imported, you can click **"List"** to view and verify the imported product(s) information.

To see these instructions again, you may click on the **"Info"** button above.

List Data Message Dialog

Select an option

☐ I would like to add another ingredient

☒ I am finished entering ingredient(s) and I would like to move to the next screen

☐ Ignore future add/navigation messages when exiting list screens?

OK Cancel

Outline View

eSubmitter v3
CTP Tobacco Product Manufacturer form

eSubmitter

File Edit View Table Output Tools Help

Submission Name: Test7
Report Type: CTP: Tobacco Product Ingredient Listing

Last Modified:
Date Packaged:

Screen View Listing of Ingredients: Ingredient Listing

Ingredient Listing By Product

Product
Component

List Detail Info

How to Enter the Ingredient Information for each Product:
List all ingredients for the product that was entered and selected in the previous screen (displayed in the "Product" header above). To facilitate data entry, please enter reaction products after entering all other ingredients.

You may enter data directly into this screen using the data entry method. As an alternative to data entry, you may enter this information into a pre-formatted spreadsheet that CTP has specifically designed to be imported here. *Please note: If you already have a spreadsheet from a previous submission, you can copy and paste your information into the spreadsheet below.*

Data Entry Method:

1. To begin, click on the "Add" button to enter information on a particular ingredient.
2. Once you have entered the information about a particular ingredient, click on the "Add" button to enter information about another ingredient.
3. Repeat steps 1 and 2 until all ingredients have been entered for the product identified above.
4. After you have entered all ingredients for the selected product, return to the Product Identification screen to select the next product to enter information for.

Import Method:

1. You **MUST** select a Submission Type (the first question of this form) prior to clicking the spreadsheet link.
2. Save the Excel spreadsheet file to an alternate location on your computer prior to filling in the requested information.
3. Note: Avoid changing the format of the spreadsheet as this may interfere with importing and the validation of the data.
4. Once you have entered the information into the spreadsheet, click the Import Data button on the top right of the spreadsheet.
5. After all data is imported, you can click "List" to view and verify the imported product(s) information.

To see these instructions again, you may click on the "Info" button above.

Screen Navigation Dialog

Select an option

☐ I would like to add/select a new Product

☐ I would like to add/select a new Component

☒ Continue to the Next screen

OK Cancel

Previous Outline View Next

eSubmitter v3
CTP Tobacco Product Manufacturer form

eSubmitter

File Edit View Table Output Tools Help

Submission Name: Test7
Report Type: CTP: Tobacco Product Ingredient Listing

Last Modified:
Date Packaged:

Screen View Listing of Ingredients: Additional Information

If you used a spreadsheet to import product and ingredient data, you may attach it to the Additional Submission Documents attachment question.

Cover Letter

If you have a cover letter, please attach it here.

File Attachment

Additional Submission Documents

Please attach any additional documentation relevant to this submission (e.g., Import Spreadsheet template for Product Identification, chart, graph, index, table of contents, etc.).

0 items in the list

Title	Name	Date	Size	Path
-------	------	------	------	------

Submission Comments

Please enter any submission comments below.

OMB No. 0910-0650, Expiration Date: 5/31/2010

Outline View

eSubmitter v3

CTP Tobacco Product Manufacturer form

The screenshot shows the eSubmitter v3 application window. The title bar reads "eSubmitter". The menu bar includes "File", "Edit", "View", "Table", "Output", "Tools", and "Help". The toolbar contains various icons for file operations and navigation. The status bar at the top indicates "Submission Name: Test7" and "Report Type: CTP: Tobacco Product Ingredient Listing". On the right, it shows "Last Modified:" and "Date Packaged:". Below the status bar is a tabbed interface with "Screen View" and "Confirmation: Instructions". The "Confirmation: Instructions" tab is active, displaying a breadcrumb trail: "Introduction > Submitter Identification > Ingredient Listing > **Confirmation**". Below the breadcrumb, a text block states: "You are now in the **Confirmation** section. This section contains a confirmation statement, and requests additional contact and address information, as needed. Your last step in this section is to package your submission for transmission to the Center for Tobacco Products. The packaging process will validate that you have completed data entry." At the bottom of the window, there is a navigation bar with a left arrow, a button labeled "Outline View", and a right arrow. The right arrow is highlighted with a red rectangle. In the bottom right corner, small text reads "OMB No. 0910-0650, Expiration Date: 5/31/2010".

Submission Name: Test7
Report Type: CTP: Tobacco Product Ingredient Listing

Last Modified:
Date Packaged:

Screen View Confirmation: Instructions

Introduction > Submitter Identification > Ingredient Listing > **Confirmation**

You are now in the **Confirmation** section. This section contains a confirmation statement, and requests additional contact and address information, as needed. Your last step in this section is to package your submission for transmission to the Center for Tobacco Products. The packaging process will validate that you have completed data entry.

Outline View

OMB No. 0910-0650, Expiration Date: 5/31/2010

eSubmitter v3
CTP Tobacco Product Manufacturer form

eSubmitter

File Edit View Table Output Tools Help

Submission Name: Test7
Report Type: CTP: Tobacco Product Ingredient Listing

Last Modified:
Date Packaged:

Screen View Confirmation: Confirmation Statement ?

Warning: A willfully false statement is a criminal offense, U.S. Code, title 18, section 1001.

The data and information in this submission have been reviewed and, to the best of my knowledge, are certified to be true and accurate. I agree to report changes to this information as required under section 904(c) of the act.

Identify the person submitting this form:

To use the eSubmitter's Address book, use the appropriate copy icons to the right.

Contact Information

Prefix:

First Name:

Middle Name:

Last Name:

Generational Suffix:

Generational Suffix, if Other:

Professional Suffix:

Position Title:

Email Address:

Telephone Number(s):

0 of 4 items in the list

Telephone Number(s)

Fax Number(s):

0 of 1 items in the list

Fax Number(s)

Mailing Address

Outline View

eSubmitter v3

CTP Tobacco Product Manufacturer form

eSubmitter

File Edit View Table Output Tools Help

Submission Name: Test7
Report Type: CTP: Tobacco Product Ingredient Listing

Last Modified:
Date Packaged:

Screen View Confirmation: Package Files for Submission

STOP You have reached the end of this submission. You may now package the submission and transmit it to CTP via the CTP Portal or ESG or on CD-ROM in order to fulfill your requirements. Submission via the CTP Portal or the Electronic Submission Gateway provides secure transmission and enables the FDA to provide you with an automated acknowledgement of receipt.

At this time, you may save and close this submission to return to it at a later time. To do so, simply click Save and then Close from the File Menu or top Tool Bar. To re-open this submission after closing, select Open Existing Submission from the Intro Screen or Open from the File Menu.

If you would like to package this submission at this time in preparation for transmitting to FDA, please begin the packaging process by selecting Output > Package Files for Submission or by clicking the Package icon from the top toolbar. If any required data is missing, the packaging process will not begin and a Missing Data Report will be displayed. Please ensure that all required questions are completed and all applicable documents have been attached within the submission. Specific directions for packaging your submission can be found in the eSubmitter User Manual and/or Quick Guide.

If you would like to prepare another submission to fulfill other FDA requirements, please select "New" from the File Menu to begin compiling a new submission and be sure to select the appropriate submission type.

OMB No. 0910-0650, Expiration Date: 5/31/2010

Outline View

eSubmitter v3 CTP Tobacco Product Manufacturer form

eSubmitter

File Edit View Table Output Tools Help

Submission Name: Test7
Report Type: CTP: Tobacco Product Ingredient Listing

Last Modified:
Date Packaged:

Screen View Confirmation: Package Files for Submission

STOP You have reached the end of this submission. You may now package the submission and transmit it to CTP via the CTP Portal or ESG or on CD-ROM in order to fulfill your requirements. Submission via the CTP Portal or the Electronic Submission Gateway provides secure transmission and enables the FDA to provide you with an automated acknowledgement of receipt.

At this time, you may save and close this submission to return to it at a later time. To do so, simply click Save and then Close from the File Menu or top Tool Bar. To re-open this submission after closing, select Open Existing Submission from the Intro Screen or Open from the File Menu.

If you would like to package this submission at this time in preparation for transmitting to FDA, please begin the packaging process by selecting Output > Package Files for Submission or by clicking the Package icon from the top toolbar. If any required data is missing, the packaging process will not begin and a Missing Data Report will be displayed. Please ensure that all required questions are completed and all applicable documents have been attached within the submission. Specific directions for packaging your submission can be found in the eSubmitter User Manual and/or Quick Guide.

If you would like to prepare another submission to fulfill other FDA requirements, please select "New" from the File Menu to begin compiling a new submission and be sure to select the appropriate submission type.

Warning

You have reached the end of the Submission form. However, the report is incomplete due to missing data. Select the Missing Data Report from the Output menu to easily identify all missing responses.

Close

OMB No. 0910-0650, Expiration Date: 5/31/2010

Previous Outline View Next

eSubmitter v3

CTP Tobacco Product Manufacturer form

eSubmitter

File Edit View Table Output Tools Help

Submission Name: Test7
Report Type: CTP: Tobacco Product Ingredient Listing

Last Modified:
Date Packaged:

Screen View Listing of Ingredients: Submission Type

Submission Type

Please follow the instructions below to select submission status properly.

Initial submission per 904(a)(1) for product(s) on the market as of June 22, 2009 (for cigarettes, cigarette tobacco, RYO, and smokeless tobacco) or August 8, 2016 (for other tobacco products) - Complete all sections of the submission form, including Contact Information and Products and Ingredients.

Initial submission per 904(c)(1) for new product(s) - Complete all sections of the submission form, including Contact Information and Products and Ingredients. Only include new products. Do not include a comprehensive list of all products.

Initial submission per 904(c)(1) for modification to existing product(s):

Initial submission per 904(c)(2) for modification to existing product(s)* - Complete all sections of the submission form, including Contact Information and Products and Ingredients. Only include products that are being modified due to a new tobacco additive or increases in the quantity of an existing tobacco additive.

Initial submission per 904(c)(3) for modification to existing product(s)* - Complete all sections of the submission form, including Contact Information and Products and Ingredients. Only include products that are being modified due to eliminating or decreasing an existing additive, or adds or increases an additive.

Amendment to correct previous product ingredient submission(s)** - Perform a Save As to save the previously submitted submission with a new file name. Open the newly named file and make necessary updates to the submission product information.

*If modification to a product involves more than one ingredient and is subject to both 904(c)(2) and 904(c)(3) reporting requirements, treat the modification to the product as falling under 904(c)(2).

** If you are only reporting an update or correction to contact information, do not use this form. Instead, please submit a letter to FDA indicating the update or correction.

Please note: If you are discontinuing or resuming a discontinued product per 905(i)(3), you are required to submit an update to product list through 905 only and not 904. If you are adding a product, you must submit an update to product list per 905(i)(3) as well as submit an ingredient listing for this product under 904(c)(1).

If you are unsure how to submit your information to CTP (e.g., corrections), please contact the help desk at eSubmitter@fda.hhs.gov or by telephone at 1-877-CTP-1373.

For information regarding the section 904 requirements, please refer to the [Guidance Listing of Ingredients in Tobacco Products](#).

Submission Type (Please ensure that all products under this submission meet the definition of the checked submission type. Click lightbulb for definitions)

- ☐ Type a: Initial submission per 904(a)(1) for product(s) on the market as of June 22, 2009 (for cigarettes, cigarette tobacco, RYO, and smokeless tobacco) or August 8, 2016 (for other tobacco products)
- ☐ Type b: Initial submission per 904(c)(1) for new product(s)
- ☐ Type c: Initial submission per 904(c)(1) for modification to existing product(s)
- ☐ Type d: Initial submission per 904(c)(2) for modification to existing product(s)*
- ☐ Type e: Initial submission per 904(c)(3) for modification to existing product(s)*
- ☒ Type f: Amendment to correct previous product ingredient submission(s)**

Enter the previous product ingredient submission tracking number: T1

OMB No. 0910-0650, Expiration Date: 3/31/2010
















Outline View

eSubmitter v3

CTP Tobacco Product Manufacturer form

eSubmitter

File Edit View Table Output Tools Help



Submission Name: Test7
Report Type: CTP: Tobacco Product Ingredient Listing

Last Modified:
Date Packaged:

Screen ViewListing of Ingredients: Role of Submitter

Statutory Requirements

The requirements under section 904(a)(1) of the act apply to each tobacco product manufacturer or importer. Domestic manufacturers are to submit the required ingredient information for products they manufacture and, for tobacco products that are imported, the required ingredient information is to be submitted by either the foreign manufacturer or the importer of the product. This includes any tobacco product, whether for consumers or for further manufacturing.

Other provisions of the Tobacco Control Act pertinent to Ingredient Listing include Section 904(c) of the act.

Please note: For tobacco products that are imported, the required ingredient information is to be submitted by either the foreign manufacturer or the importer of the product. If you are reporting as an importer, and you are also a domestic tobacco product manufacturer, then you are also to submit the ingredient information for the products you manufacture. In this situation, you would submit twice - once as an importer and once as a tobacco product manufacturer.

For information regarding the section 904 requirements, please refer to the [Guidance: Listing of Ingredients in Tobacco Products](#).

Please identify your role:

☒ Manufacturer
☐ Importer

OMB No. 0910-0650, Expiration Date: 5/31/2010

Previous Outline View Next

eSubmitter v3
CTP Tobacco Product Manufacturer form

eSubmitter

File Edit View Table Output Tools Help

Submission Name: Test7
Report Type: CTP: Tobacco Product Ingredient Listing

Last Modified:
Date Packaged:

Screen View Listing of Ingredients: Identification Information

Submitter Role and Submission Type > **Identification Information** > Product and Ingredient Listing > Additional Information > Confirmation

You are in the **Submitter Identification** section. This section requests contact and address information for the responsible individual submitting the Ingredient Listing submission.

OMB No: 0910-0650, Expiration Date: 5/31/2010

< Back Outline View Next >

eSubmitter v3
CTP Tobacco Product Manufacturer form

eSubmitter

File Edit View Table Output Tools Help

Submission Name: Test7
Report Type: CTP: Tobacco Product Ingredient Listing

Last Modified:
Date Packaged:

Screen View Listing of Ingredients: Submitter Identification

To use the eSubmitter's Address book, use the appropriate copy icons to the right.

Company Information

Company Name:

Company Headquarters D&B D-U-N-S® Number:

Company Headquarters FDA Assigned Facility Establishment Identification (FEI) Number:

Organization URL (e.g., www.fda.gov):

Company Mailing Address:

Country:

Address - Line 1:

Address - Line 2:

City:

State:

State, Province, or Territory Name

Zip or Postal Code:

Authorized Representative (Responsible official authorized to represent the submitter)

Prefix:

First Name/Given Name:

Middle Name:

Last Name:

Generational Suffix:

Generational Suffix, if Other:

Professional Suffix (e.g., MD, Ph.D.):

Position Title:

Email Address:

Telephone Number(s):

Outline View

eSubmitter v3
CTP Tobacco Product Manufacturer form

eSubmitter

File Edit View Table Output Tools Help

Submission Name: Test7
Report Type: CTP: Tobacco Product Ingredient Listing

Last Modified:
Date Packaged:

Screen View Listing of Ingredients: U.S. Agent

To use the eSubmitter's Address book, use the appropriate copy icons to the right.

U.S. Agent Contact Information

Prefix:

First Name/Given Name:

Middle Name:

Last Name:

Generational Suffix:

Generational Suffix, if Other:

Professional Suffix (e.g., MD, Ph.D.):

Position Title:

Email Address:

Telephone Number(s):

0 of 4 items in the list

Telephone Number(s)

Fax Number:

0 of 1 items in the list

Fax Number(s)

Mailing Address for U.S. Agent

Company Name:

Country:

Address - Line 1:

Address - Line 2:

City:

Outline View

eSubmitter v3

CTP Tobacco Product Manufacturer form

eSubmitter

File Edit View Table Output Tools Help

Submission Name: Test7
Report Type: CTP: Tobacco Product Ingredient Listing

Last Modified:
Date Packaged:

Screen View Listing of Ingredients: Product and Ingredient Listing

Submitter Role and Submission Type > Identification Information > **Product and Ingredient Listing** > Additional Information > Confirmation

You are in the **Product and Ingredient Listing** section. In this section you will enter each product and the ingredients in each product.

Please note: You can import Product and Ingredient information by populating data onto the import Excel spreadsheet templates. The import spreadsheet templates can be found under the Info button on the respective Product and Ingredient screens. They can be accessed by clicking the "Import Spreadsheet Template" link under the Import Method section.

How will you provide Product, Component, Ingredient, and Identical Product information?

☐ a) Enter product, component, and ingredient information manually on the following screens

☐ b) Enter product and ingredient information using separate CTP-provided spreadsheets, and enter component information manually

☐ c) Attach product, component, and ingredient information using a single CTP-provided spreadsheet

☐ d) Attach your own spreadsheet

Further instructions will appear in this section upon selection of a response to the above question.

Import Method for E-Liquid Products:

Click on the link ([Listing of Ingredients in Tobacco E-Liquid Products](#)) to launch the pre-formatted Excel spreadsheet.

Import Method for Leaf-Wrapped Cigar Products:

Click on the link ([Listing of Ingredients in Tobacco Leaf-Wrapped Products](#)) to launch the pre-formatted Excel spreadsheet.

Import Method for Ingredients in any Tobacco Product:

Click on the link ([Listing of Ingredients in Any Tobacco Product](#)) to launch the pre-formatted Excel spreadsheet.

Attach the Product, Component, Ingredient spreadsheet

0 items in the list

Title	Name	Date	Size	Path
-------	------	------	------	------

Outline View

eSubmitter v3
CTP Tobacco Product Manufacturer form

eSubmitter

File Edit View Table Output Tools Help

Submission Name: Test7
Report Type: CTP: Tobacco Product Ingredient Listing

Last Modified:
Date Packaged:

Screen View Listing of Ingredients: Product Listing

Product Listing

Table of Tobacco Products

>	Item	Product Name	FDA-Assigned Tracking Number	STN Application #	Unique Product ID	Type of Unique Product ID	Type of Unique Product ID, if Other	Product Use	Co-Package?	Product Category
	1									
	2									
	3									
	4									
>	5									

5 of 9999 items in the list

Outline View

eSubmitter v3
CTP Tobacco Product Manufacturer form

eSubmitter

File Edit View Table Output Tools Help

Submission Name: Test7
Report Type: CTP: Tobacco Product Ingredient Listing

Last Modified:
Date Packaged:

Screen View Listing of Ingredients: Product Listing

Product Listing

Table of Tobacco Products

>	Item	Product Name	FDA-Assigned Tracking Number	STN Application #	Unique Product ID	Type of Unique Product ID	Type of Unique Product ID, if Other	Product Use	Co-Package?	Product Category
	1									
	2									
	3									
	4									
>	5									

List Data Message Dialog

Select an option

☒ I would like to add another Product

☐ I am finished entering Product(s) and I would like to move to the next screen

☐ Ignore future add/navigation messages when exiting list screens?

OK Cancel

5 of 9999 items in the list

Outline View

eSubmitter v3
CTP Tobacco Product Manufacturer form

eSubmitter

File Edit View Table Output Tools Help

Submission Name: Test7
Report Type: CTP: Tobacco Product Ingredient Listing

Last Modified:
Date Packaged:

Screen View Listing of Ingredients: Product Listing

Product Listing

Item: 6

PRODUCT IDENTIFICATION

Tobacco Product Brand/Sub-brand Name or Other Commercial Name (e.g., Acme Lights 100's or Acme Reconstituted Tobacco #202):

FDA-Assigned Tracking Number (TP#####): TP:

If this product is under review or has been authorized under a marketing pathway, enter the submission tracking number of the application (e.g., SE1234567):

Product Identification Number (At least one product identification number must be provided if needed to uniquely identify the product.):

Select the type of product identification number:

▶ If Other, please describe further:

Use of Product:

Is this tobacco product a co-package? Yes No

Product Category:

▶ If Other, please describe further:

Product Sub-Category:

▶ If Other, please describe further:

You will be prompted later to record any product(s) that you manufacture that are identical to the product above other than packaging differences that do not affect the characteristics of the product. You do not then need to submit separate ingredients listings for each of the products.

Outline View

eSubmitter v3 CTP Tobacco Product Manufacturer form

eSubmitter

File Edit View Table Output Tools Help

Submission Name: Test7
Report Type: CTP: Tobacco Product Ingredient Listing

Last Modified:
Date Packaged:

Screen View Listing of Ingredients: Product Listing

Product Listing

Item: 6

PRODUCT IDENTIFICATION

Tobacco Product Brand/Sub-brand Name or Other Commercial Name (e.g., Acme Lights 100's or Acme Reconstituted Tobacco #202):

FDA-Assigned Tracking Number (TP#####):

If this product is under review or has been authorized under a marketing pathway, enter the submission tracking number of the application (e.g., SE1234567):

Product Identification Number (At least one product identification number must be provided if needed to uniquely identify the product):

Select the type of product identification number:

▶ If Other, please describe further:

Use of Product:

Is this tobacco product a co-package?

Product Category:

▶ If Other, please describe further:

Product Sub-Category:

▶ If Other, please describe further:

You will be prompted later to record any product(s) that you manufacture that are identical to the product above other than packaging differences that do not affect the characteristics of the product. You do not then need to submit separate ingredients listings for each of the products.

Back Previous Outline View Next Submit

eSubmitter v3
CTP Tobacco Product Manufacturer form

The screenshot displays the eSubmitter v3 application window. The title bar reads "eSubmitter". The menu bar includes "File", "Edit", "View", "Table", "Output", "Tools", and "Help". The toolbar contains icons for file operations (open, save, print, etc.) and navigation (back, forward, home, etc.).

Below the toolbar, the "Submission Name" is "Test7" and the "Report Type" is "CTP: Tobacco Product Ingredient Listing". On the right, there are fields for "Last Modified:" and "Date Packaged:". The main content area is titled "Screen View" and "Listing of Ingredients: Component Identification".

Inside the main content area, there is a "Product" tab and a "List" button. The text within the main area states: "This screen supports the data input of tabular Component information. For help on how to use this screen, view the screen instructions available by selecting the 'Hint' option (denoted by a lightbulb) at the top right of the screen."

At the bottom of the window, there is a navigation bar with buttons for "Previous", "Outline View", and "Next". The "Next" button is highlighted with a red rectangle.

eSubmitter v3

CTP Tobacco Product Manufacturer form

eSubmitter

File Edit View Table Output Tools Help

Submission Name: Test7
Report Type: CTP: Tobacco Product Ingredient Listing

Last Modified:
Date Packaged:

Screen View Listing of Ingredients: Component Identification

Product

+ - < > List Detail Info <=>

This screen supports the data input of tabular Component information.

For help on how to use this screen, view the screen instructions available by selecting the 'Hint' option (denoted by a lightbulb) at the top right of the screen.

List Data Message Dialog

Select an option

☐ I would like to add another Component

☒ I am finished entering Component(s) and I would like to move to the next screen

☐ Ignore future add/navigation messages when exiting list screens?

OK Cancel

<=> Outline View >=>

eSubmitter v3

CTP Tobacco Product Manufacturer form

eSubmitter

File Edit View Table Output Tools Help

Submission Name: Test7
Report Type: CTP: Tobacco Product Ingredient Listing

Last Modified:
Date Packaged:

Screen View Listing of Ingredients: Ingredient Listing

Ingredient Listing By Product

Product
Component

List Detail Info

How to Enter the Ingredient Information for each Product:
List all ingredients for the product that was entered and selected in the previous screen (displayed in the "Product" header above). To facilitate data entry, please enter reaction products after entering all other ingredients.

You may enter data directly into this screen using the data entry method. As an alternative to data entry, you may enter this information into a pre-formatted spreadsheet that CTP has specifically designed to be imported here. *Please note: If you already have a spreadsheet from a previous submission, you can copy and paste your information into the spreadsheet below.*

Data Entry Method:

1. To begin, click on the **"Add"** button to enter information on a particular ingredient.
2. Once you have entered the information about a particular ingredient, click on the **"Add"** button to enter information about another ingredient.
3. Repeat steps 1 and 2 until all ingredients have been entered for the product identified above.
4. After you have entered all ingredients for the selected product, return to the Product Identification screen to enter another product. Select the next product in the List and advance to this screen to add the ingredient information.

Import Method:

1. You **MUST** select a Submission Type (the first question of this form) prior to clicking the spreadsheet link. Then, click on the link ([Import Spreadsheet Template for Ingredient Identification Updates](#)) to launch the pre-formatted Excel spreadsheet.
2. Save the Excel spreadsheet file to an alternate location on your computer prior to filling in the requested information. You will need to navigate to the location of the file during the import process.
3. Note: Avoid changing the format of the spreadsheet as this may interfere with importing and the validation of the data.
4. Once you have entered the information into the spreadsheet, click the Import Data button on the top right corner of this screen next to the yellow light bulb and follow the import wizard.
5. After all data is imported, you can click **"List"** to view and verify the imported product(s) information.

To see these instructions again, you may click on the **"Info"** button above.

Outline View

eSubmitter v3 CTP Tobacco Product Manufacturer form

eSubmitter

File Edit View Table Output Tools Help

Submission Name: Test7
Report Type: CTP Tobacco Product Ingredient Listing

Last Modified:
Date Packaged:

Screen View Listing of Ingredients: Ingredient Listing

Ingredient Listing By Product

Product
Component

List Detail Info

How to Enter the Ingredient Information for each Product:
List all ingredients for the product that was entered and selected in the previous screen (displayed in the "Product" header above). To facilitate data entry, please enter reaction products after entering all other ingredients.

You may enter data directly into this screen using the data entry method. As an alternative to data entry, you may enter this information into a pre-formatted spreadsheet that CTP has specifically designed to be imported here. *Please note: If you already have a spreadsheet from a previous submission, you can copy and paste your information into the spreadsheet below.*

Data Entry Method:

1. To begin, click on the "Add" button to enter information on a particular ingredient.
2. Once you have entered the information about a particular ingredient, click on the "Add" button.
3. Repeat steps 1 and 2 until all ingredients have been entered for the product identified above.
4. After you have entered all ingredients for the selected product, return to the Product Identification screen to advance to this screen to add the Ingredient information.

Import Method:

1. You **MUST** select a Submission Type (the first question of this form) prior to clicking the spreadsheet icon.
2. Save the Excel spreadsheet file to an alternate location on your computer prior to filling in the spreadsheet.
3. Note: Avoid changing the format of the spreadsheet as this may interfere with importing and data.
4. Once you have entered the information into the spreadsheet, click the Import Data button on the left side of the screen.
5. After all data is imported, you can click "List" to view and verify the imported product(s) information.

To see these instructions again, you may click on the "Info" button above.

List Data Message Dialog

Select an option

☐ I would like to add another Ingredient

☒ I am finished entering Ingredient(s) and I would like to move to the next screen

☐ Ignore future add/navigation messages when exiting list screens?

OK Cancel

Previous Outline View Next

eSubmitter v3 CTP Tobacco Product Manufacturer form

eSubmitter

File Edit View Table Output Tools Help

Submission Name: Test7
Report Type: CTP: Tobacco Product Ingredient Listing

Last Modified:
Date Packaged:

Screen View Listing of Ingredients: Ingredient Listing

Ingredient Listing By Product

Product
Component

List Detail Info

How to Enter the Ingredient Information for each Product:
List all ingredients for the product that was entered and selected in the previous screen (displayed in the "Product" header above). To facilitate data entry, please enter reaction products after entering all other ingredients.

You may enter data directly into this screen using the data entry method. As an alternative to data entry, you may enter this information into a pre-formatted spreadsheet that CTP has specifically designed to be imported here. *Please note: If you already have a spreadsheet from a previous submission, you can copy and paste your information into the spreadsheet below.*

Data Entry Method:

1. To begin, click on the "Add" button to enter information on a particular ingredient.
2. Once you have entered the information about a particular ingredient, click on the "Add" button to enter information on another ingredient.
3. Repeat steps 1 and 2 until all ingredients have been entered for the product identified above.
4. After you have entered all ingredients for the selected product, return to the Product Identification screen to add another product.

Import Method:

1. You **MUST** select a Submission Type (the first question of this form) prior to clicking the spreadsheet link.
2. Save the Excel spreadsheet file to an alternate location on your computer prior to filling in the requested information.
3. Note: Avoid changing the format of the spreadsheet as this may interfere with importing and the validation process.
4. Once you have entered the information into the spreadsheet, click the Import Data button on the top right of the spreadsheet.
5. After all data is imported, you can click "List" to view and verify the imported product(s) information.

To see these instructions again, you may click on the "Info" button above.

Screen Navigation Dialog

Select an option

☐ I would like to add/select a new Product

☐ I would like to add/select a new Component

☒ Continue to the Next screen

OK Cancel

the List and advance to this screen to add the Ingredient information.

[Click here for Ingredient Identification Updates](#) to launch the pre-formatted Excel spreadsheet of the file during the import process.

and follow the import wizard.

Outline View

eSubmitter v3
CTP Tobacco Product Manufacturer form

eSubmitter

File Edit View Table Output Tools Help

Submission Name: Test7
Report Type: CTP: Tobacco Product Ingredient Listing

Last Modified:
Date Packaged:

Screen View Listing of Ingredients: Additional Information

If you used a spreadsheet to import product and ingredient data, you may attach it to the Additional Submission Documents attachment question.

Cover Letter

If you have a cover letter, please attach it here.

File Attachment

Additional Submission Documents

Please attach any additional documentation relevant to this submission (e.g., Import Spreadsheet template for Product Identification, chart, graph, index, table of contents, etc.).

0 items in the list

Title	Name	Date	Size	Path
-------	------	------	------	------

Submission Comments

Please enter any submission comments below.

OMB No. 0910-0650, Expiration Date: 5/31/2010

Outline View

eSubmitter v3
CTP Tobacco Product Manufacturer form

The screenshot shows the eSubmitter v3 application window. The title bar reads "eSubmitter". The menu bar includes "File", "Edit", "View", "Table", "Output", "Tools", and "Help". The toolbar contains various icons for file operations and navigation. The status bar at the top indicates "Submission Name: Test7" and "Report Type: CTP: Tobacco Product Ingredient Listing". On the right, it shows "Last Modified:" and "Date Packaged:". Below the status bar is a tabbed interface with "Screen View" and "Confirmation: Instructions". The "Confirmation: Instructions" tab is active, displaying a breadcrumb trail: "Introduction > Submitter Identification > Ingredient Listing > **Confirmation**". Below the breadcrumb, a message states: "You are now in the **Confirmation** section. This section contains a confirmation statement, and requests additional contact and address information, as needed. Your last step in this section is to package your submission for transmission to the Center for Tobacco Products. The packaging process will validate that you have completed data entry." At the bottom of the window, there is a navigation bar with a left arrow, a button labeled "Outline View", and a right arrow. The right arrow is highlighted with a red rectangle. In the bottom right corner of the window, the text "OMB No. 0910-0630, Expiration Date: 5/31/2010" is visible.

Submission Name: Test7
Report Type: CTP: Tobacco Product Ingredient Listing

Screen View | Confirmation: Instructions

Introduction > Submitter Identification > Ingredient Listing > **Confirmation**

You are now in the **Confirmation** section. This section contains a confirmation statement, and requests additional contact and address information, as needed. Your last step in this section is to package your submission for transmission to the Center for Tobacco Products. The packaging process will validate that you have completed data entry.

Outline View

OMB No. 0910-0630, Expiration Date: 5/31/2010

eSubmitter v3
CTP Tobacco Product Manufacturer form

eSubmitter

File Edit View Table Output Tools Help

Submission Name: Test7
Report Type: CTP: Tobacco Product Ingredient Listing

Last Modified:
Date Packaged:

Screen View **Confirmation: Confirmation Statement**

Warning: A willfully false statement is a criminal offense, U.S. Code, title 18, section 1001.

The data and information in this submission have been reviewed and, to the best of my knowledge, are certified to be true and accurate. I agree to report changes to this information as required under section 904(c) of the act.

Identify the person submitting this form:

To use the eSubmitter's Address book, use the appropriate copy icons to the right.

Contact Information

Prefix:

First Name:

Middle Name:

Last Name:

Generational Suffix:

Generational Suffix, if Other:

Professional Suffix:

Position Title:

Email Address:

Telephone Number(s):

0 of 4 items in the list

Telephone Number(s)

Fax Number(s):

0 of 1 items in the list

Fax Number(s)

Mailing Address

Outline View

eSubmitter v3 CTP Tobacco Product Manufacturer form

eSubmitter

File Edit View Table Output Tools Help

Submission Name: Test7
Report Type: CTP: Tobacco Product Ingredient Listing

Last Modified:
Date Packaged:

Screen View **Confirmation: Package Files for Submission**

STOP You have reached the end of this submission. You may now package the submission and transmit it to CTP via the CTP Portal or ESG or on CD-ROM in order to fulfill your requirements. Submission via the CTP Portal or the Electronic Submission Gateway provides secure transmission and enables the FDA to provide you with an automated acknowledgement of receipt.

At this time, you may save and close this submission to return to it at a later time. To do so, simply click Save and then Close from the File Menu or top Tool Bar. To re-open this submission after closing, select Open Existing Submission from the Intro Screen or Open from the File Menu.

If you would like to package this submission at this time in preparation for transmitting to FDA, please begin the packaging process by selecting Output > Package Files for Submission or by clicking the Package icon from the top toolbar. If any required data is missing, the packaging process will not begin and a Missing Data Report will be displayed. Please ensure that all required questions are completed and all applicable documents have been attached within the submission. Specific directions for packaging your submission can be found in the eSubmitter User Manual and/or Quick Guide.

If you would like to prepare another submission to fulfill other FDA requirements, please select "New" from the File Menu to begin compiling a new submission and be sure to select the appropriate submission type.

OMB No. 0910-0650, Expiration Date: 5/31/2010

Previous Outline View Next

eSubmitter v3 CTP Tobacco Product Manufacturer form

eSubmitter

File Edit View Table Output Tools Help

Submission Name: Test7
Report Type: CTP: Tobacco Product Ingredient Listing

Last Modified:
Date Packaged:

Screen View **Confirmation: Package Files for Submission**

STOP You have reached the end of this submission. You may now package the submission and transmit it to CTP via the CTP Portal or ESG or on CD-ROM in order to fulfill your requirements. Submission via the CTP Portal or the Electronic Submission Gateway provides secure transmission and enables the FDA to provide you with an automated acknowledgement of receipt.

At this time, you may save and close this submission to return to it at a later time. To do so, simply click Save and then Close from the File Menu or top Tool Bar. To re-open this submission after closing, select Open Existing Submission from the Intro Screen or Open from the File Menu.

If you would like to package this submission at this time in preparation for transmitting to FDA, please begin the packaging process by selecting Output > Package Files for Submission or by clicking the Package icon from the top toolbar. If any required data is missing, the packaging process will not begin and a Missing Data Report will be displayed. Please ensure that all required questions are completed and all applicable documents have been attached within the submission. Specific directions for packaging your submission can be found in the eSubmitter User Manual and/or Quick Guide.

If you would like to prepare another submission to fulfill other FDA requirements, please select "New" from the File Menu to begin compiling a new submission and be sure to select the appropriate submission type.

Warning

You have reached the end of the Submission form. However, the report is incomplete due to missing data. Select the Missing Data Report from the Output menu to easily identify all missing responses.

Close

Outline View

OHS No. 0910-0630, Expiration Date: 5/31/2010