

Welcome to our study! Thank you for participating in our research.

We are interested in how people interpret different terms.

On the next few pages you will be asked to provide ratings for different terms, rate how the terms compare to each other, and then answer some questions about yourself.

This is a survey for the US Bureau of Labor Statistics. This voluntary study is being collected by the Bureau of Labor Statistics under OMB Control No. 1220-0141. Persons are not required to respond to the collection of information unless it displays a currently valid OMB control number. This survey will take no more than 20 minutes to complete. Your participation is voluntary and you have the right to stop at any time.

This survey is being administered by SurveyMonkey and resides on a server outside of the BLS Domain. The BLS cannot guarantee the protection of survey responses and advises against the inclusion of sensitive personal information in any response. By proceeding with this study, you give your consent to participate in this study.

For the first task, you will read a series of terms that are commonly used to indicate "how much" of something each term represents.

For example, in thinking about usefulness, you could find a product to be "the least useful" or "the most useful."

We are interested in your perception of "how much" each of the terms represent.

Using the slider on the following page, please assign a value to each of the terms, where:

0 means "the least you can imagine," and

100 means "the most you can imagine."


How much do each of the terms represent?

Using the sliders below, please assign a value to each of the terms, where:

- **0 means "the least you can imagine," and**
- **100 means "the most you can imagine."**


Extremely

0 100




Not at all

0 100




Somewhat

0 100




Fairly

0 100



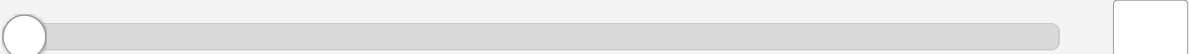
Highly

0 100




Moderately

0 100




Quite

0 100




Quite a bit

0 100




Slightly

0 100




Strongly

0 100



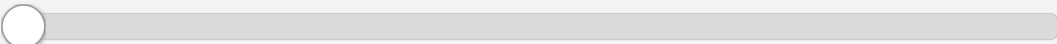
Very

0 100




Very much

0 100




Completely

0 100



Reasonably

0 100



Mildly



A horizontal slider bar with a light gray background. The left end is labeled '0' and the right end is labeled '100'. A white circular knob is positioned at the left end (0). To the right of the slider bar is a small, empty square input box.

A little




A horizontal slider bar with a light gray background. The left end is labeled '0' and the right end is labeled '100'. A white circular knob is positioned at the left end (0). To the right of the slider bar is a small, empty square input box.

Not very



A horizontal slider bar with a light gray background. The left end is labeled '0' and the right end is labeled '100'. A white circular knob is positioned at the left end (0). To the right of the slider bar is a small, empty square input box.

Very little



A horizontal slider bar with a light gray background. The left end is labeled '0' and the right end is labeled '100'. A white circular knob is positioned at the left end (0). To the right of the slider bar is a small, empty square input box.

Next, we are interested in your perception of the amount or level of "quality" each of the following terms represent.

For example, you could find a product to be "the worst" or "the best" you could imagine.

Using the sliders on the following page, please assign a percentage to each of the terms, where:

0 means "the worst you can imagine," and  
100 means "the best you can imagine."


What level of quality does each term represent?

Using the sliders below, please assign a percentage to each of the terms, where:

- 0 means "the worst you can imagine," and
- 100 means "the best you can imagine."


Average

0 100

A horizontal slider bar with a circular handle at the 0 position. The bar is light gray with a darker gray track. The numbers 0 and 100 are at the ends. A text box is at the right end.


Bad

0 100

A horizontal slider bar with a circular handle at the 0 position. The bar is light gray with a darker gray track. The numbers 0 and 100 are at the ends. A text box is at the right end.


Excellent

0 100

A horizontal slider bar with a circular handle at the 0 position. The bar is light gray with a darker gray track. The numbers 0 and 100 are at the ends. A text box is at the right end.


Fair

0 100

A horizontal slider bar with a circular handle at the 0 position. The bar is light gray with a darker gray track. The numbers 0 and 100 are at the ends. A text box is at the right end.


Favorable

0 100

A horizontal slider bar with a circular handle at the 0 position. The bar is light gray with a darker gray track. The numbers 0 and 100 are at the ends. A text box is at the right end.

Fine

0 100

A horizontal slider bar with a circular handle at the 0 position. The bar is light gray with a darker gray track. The numbers 0 and 100 are at the ends. A text box is at the right end.


Good

0 100




Great

0 100




Horrible

0 100



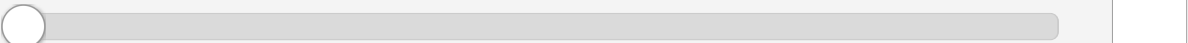
Neutral

0 100



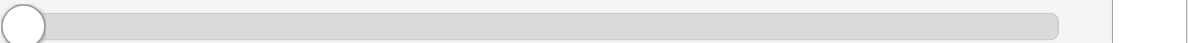
OK

0 100




Outstanding

0 100




Poor

0 100



Satisfactory

0 100



Terrible

A horizontal slider bar with a light gray background. On the left, there is a white circle with a gray border, labeled '0'. On the right, there is a white square box, labeled '100'. A gray line connects the circle and the box, representing a scale from 0 to 100.

Finally, we are interested in your perception of the "frequency" that each of the following terms represent.

Using the sliders on the following page, please assign a percentage to each of the terms, where:

0 means "never happens," and  
100 means "always happens."

What level of frequency does each term represent?

Using the sliders below, please assign a percentage to each of the terms, where:

- **0 means "never happens," and**
- **100 means "always happens."**

Continually

A horizontal slider bar with a light gray background. On the left, there is a white circle with a gray border, labeled '0'. On the right, there is a white square box, labeled '100'. A gray line connects the circle and the box, representing a scale from 0 to 100.

Fairly often

A horizontal slider bar with a light gray background. On the left, there is a white circle with a gray border, labeled '0'. On the right, there is a white square box, labeled '100'. A gray line connects the circle and the box, representing a scale from 0 to 100.


Frequently

0 100




Generally

0 100



Hardly ever

0 100



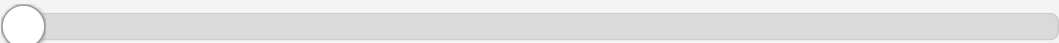
Infrequently

0 100




Less often

0 100




Most of the time

0 100




Not often

0 100




Not too often

0 100



Now and then

0 100




Occasionally

0 100




Often

0 100




Periodically

0 100



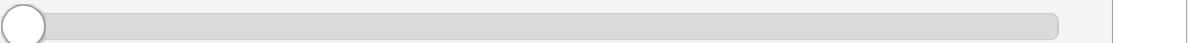
Pretty often

0 100



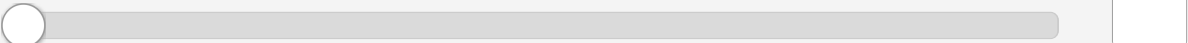
Quite often

0 100




Rarely

0 100



Seldom

0 100



Sometimes

0 100

Somewhat often

0 100

Usually

0 100

Very often

0 100

Next, you will look at pairs of words that represent different amounts:

- Your task is to select the word that you think suggests more, or a greater quantity.
- Some of the pairs of words may be very close in meaning.
- Please do your best to determine which of the words suggests more, or a greater quantity.

**REMEMBER: go with your initial impression.**

Which word suggests more, or a greater quantity?

- ☐ Completely
- ☐ Extremely

Which word suggests more, or a greater quantity?

- ☐ Highly
- ☐ Very

Which word suggests more, or a greater quantity?

- ☐ Quite a bit
- ☐ Quite

Which word suggests more, or a greater quantity?

- ☐ Quite a bit
- ☐ Very

Which word suggests more, or a greater quantity?

- ☐ Very
- ☐ Extremely

Which word suggests more, or a greater quantity?

- ☐ Quite a bit
- ☐ Moderately

Which word suggests more, or a greater quantity?

- ☐ Quite
- ☐ Fairly

Which word suggests more, or a greater quantity?

- ☐ Moderately
- ☐ Fairly

Which word suggests more, or a greater quantity?

- ☐ Moderately
- ☐ Reasonably

Which word suggests more, or a greater quantity?

- ☐ Mildly
- ☐ Somewhat

Which word suggests more, or a greater quantity?

- ☐ Mildly
- ☐ Slightly

Which word suggests more, or a greater quantity?

- ☐ Mildly
- ☐ Fairly

Which word suggests more, or a greater quantity?

- ☐ A little
- ☐ Slightly

Which word suggests more, or a greater quantity?

- ☐ Somewhat
- ☐ Fairly

Which word suggests more, or a greater quantity?

- ☐ Somewhat
- ☐ A little

Which word suggests more, or a greater quantity?

- ☐ Somewhat
- ☐ Slightly

Which word suggests more, or a greater quantity?

- ☐ Not very
- ☐ Slightly

Which word suggests more, or a greater quantity?

- ☐ Not at all
- ☐ Very little

Which word suggests more, or a greater quantity?

- ☐ Not at all
- ☐ Very little

Next, you will look at pairs of words below that represent different levels of quality:

- We are interested again in your perception of the “**level of quality**” each of the words represents compared to each other.
- Some of the pairs of words may be very close in meaning.
- Your task is to select the word that suggests **higher quality**.

**REMEMBER:** go with your initial impression.

Which word suggests higher quality?

- ☐ Excellent
- ☐ Outstanding

Which word suggests higher quality?

- ☐ Great
- ☐ Outstanding

Which word suggests higher quality?

- ☐ Good
- ☐ Favorable

Which word suggests higher quality?

- ☐ Average
- ☐ Good

Which word suggests higher quality?

- ☐ Average
- ☐ Satisfactory

Which word suggests higher quality?

- ☐ Fine
- ☐ Fair

Which word suggests higher quality?

- ☐ OK
- ☐ Fair

Which word suggests higher quality?

- ☐ Unacceptable
- ☐ Horrible

Which word suggests higher quality?

- ☐ Neutral
- ☐ OK

Which word suggests higher quality?

- ☐ Poor
- ☐ Bad

Which word suggests higher quality?

- ☐ Poor
- ☐ Unacceptable

Which word suggests higher quality?

- ☐ Bad
- ☐ Horrible

Which word suggests higher quality?

- ☐ Unacceptable
- ☐ Horrible

Which word suggests higher quality?

- ☐ Terrible
- ☐ Horrible

Next, you will look at pairs of words below that represent different frequencies:

- We are interested in your perception of the “frequency” each of the words represents compared to each other.
- Some of the pairs of words may be very close in meaning.
- Please do your best to determine which suggests a **greater frequency**.

**REMEMBER: go with your initial impression.**

Which word suggests a greater frequency?

- ☐ Always
- ☐ Continually

Which word suggests a greater frequency?

- ☐ Most of the time
- ☐ Frequently

Which word suggests a greater frequency?

- ☐ Frequently
- ☐ Fairly often

Which word suggests a greater frequency?

- ☐ Somewhat often
- ☐ Fairly often

Which word suggests a greater frequency?

- ☐ Frequently
- ☐ Often

Which word suggests a greater frequency?

- ☐ Often
- ☐ Usually

Which word suggests a greater frequency?

- ☐ Generally
- ☐ Usually

Which word suggests a greater frequency?

- ☐ Occasionally
- ☐ Not too often

Which word suggests a greater frequency?

- ☐ Occasionally
- ☐ Now and then

Which word suggests a greater frequency?

- ☐ Occasionally
- ☐ Sometimes

Which word suggests a greater frequency?

- ☐ Not often
- ☐ Seldom

Which word suggests a greater frequency?

- ☐ Not often
- ☐ Sometimes

Which word suggests a greater frequency?

- ☐ Seldom
- ☐ Hardly ever

Which word suggests a greater frequency?

- ☐ Infrequently
- ☐ Rarely

Which word suggests a greater frequency?

- ☐ Rarely
- ☐ Hardly ever

Which word suggests a greater frequency?

- ☐ Infrequently
- ☐ Hardly ever

Which word suggests a greater frequency?

- ☐ Hardly ever
- ☐ Never

Please answer the following questions about yourself.

What is your age?

What is the highest level of education you've completed?

- ☐ Less than high school
- ☐ High school diploma or GED
- ☐ Some college
- ☐ Associate degree
- ☐ Bachelor's degree
- ☐ Graduate school degree

What is your sex?

- ☐ Male
- ☐ Female
- ☐ Transgender
- ☐ Don't know
- ☐ Something else, specify:

Are you of Hispanic, Latino, or Spanish origin?

- ☐ Yes
- ☐ No

Below is a list of five race categories. Please choose one or more races that you consider yourself to be.

- ☐ White
- ☐ Black or African American
- ☐ American Indian or Alaska Native
- ☐ Asian
- ☐ Native Hawaiian or Other Pacific Islander

Do you speak a language other than English at home?

- ☐ Yes
- ☐ No

How well do you speak English?

- ☐ Very well
- ☐ Well
- ☐ Not well
- ☐ Not at all

How burdensome was it to complete this study?

- ☐ Not at all burdensome
- ☐ A little burdensome
- ☐ Moderately burdensome
- ☐ Very burdensome
- ☐ Extremely burdensome

How effortful was it to complete this study?

- ☐ Not at all effortful
- ☐ A little effortful
- ☐ Moderately effortful
- ☐ Very effortful
- ☐ Extremely effortful

How easy or difficult was it to complete this study?

- ☐ Very easy
- ☐ A little easy
- ☐ Neither easy nor difficult
- ☐ A little difficult
- ☐ Very difficult

How likely would you be to participate in this survey again?

- ☐ Not at all likely
- ☐ A little likely
- ☐ Moderately likely
- ☐ Very likely
- ☐ Extremely likely

Do you feel that the time it took you to complete the survey was less than you expected, about what you expected, or more than you expected?

- ☐ Less than I expected
- ☐ About what I expected
- ☐ More than I expected

Thank you for completing this study!

To receive payment for participating in this study, please copy the validation code shown below and paste it in the form on this page for this HIT and submit the task.

We will check that code you paste in matches our own database and then approve your payment.

Your code is: 4972.