



**Diabetes Access Group Emergency Utilization
(CMS Health Status Monitoring Data)
Before National DTS Program (Pre-7/1/13)**

Northeast Monthly ER Rate Pre-7/13



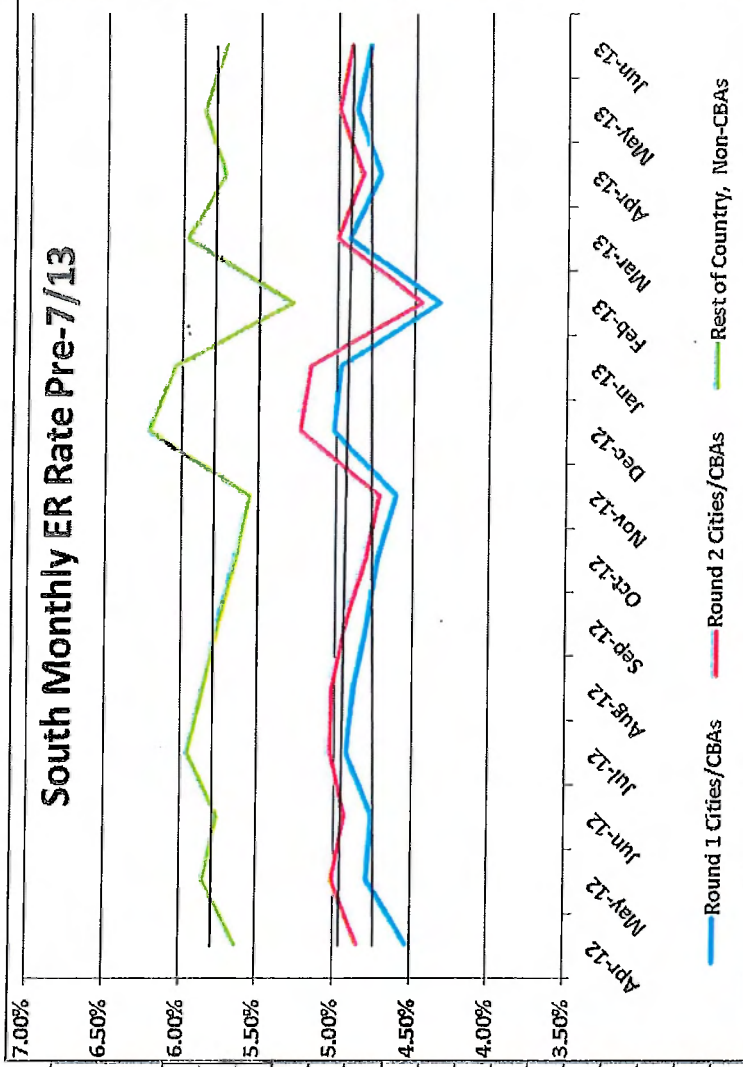
	Round 1 Cities/CBAs	Round 2 Cities/CBAs	Rest of Country, Non-CBAs
Apr-12	4.90%	4.07%	5.19%
May-12	5.19%	4.18%	5.40%
Jun-12	4.98%	4.12%	5.24%
Jul-12	5.022%	4.343%	5.433%
Aug-12	5.312%	4.369%	5.389%
Sep-12	4.771%	4.167%	5.201%
Oct-12	5.131%	4.138%	5.189%
Nov-12	4.627%	4.010%	4.927%
Dec-12	5.413%	4.259%	5.324%
Jan-13	5.471%	4.358%	5.412%
Feb-13	4.693%	3.744%	4.760%
Mar-13	5.210%	4.186%	5.353%
Apr-13	5.389%	4.176%	5.197%
May-13	5.347%	4.281%	5.414%
Jun-13	5.129%	4.192%	5.244%
Jul-13	5.368%	4.437%	5.481%
Last 12 mos	66.882%	54.660%	68.325%

Midwest Monthly ER Rate Pre-7/13



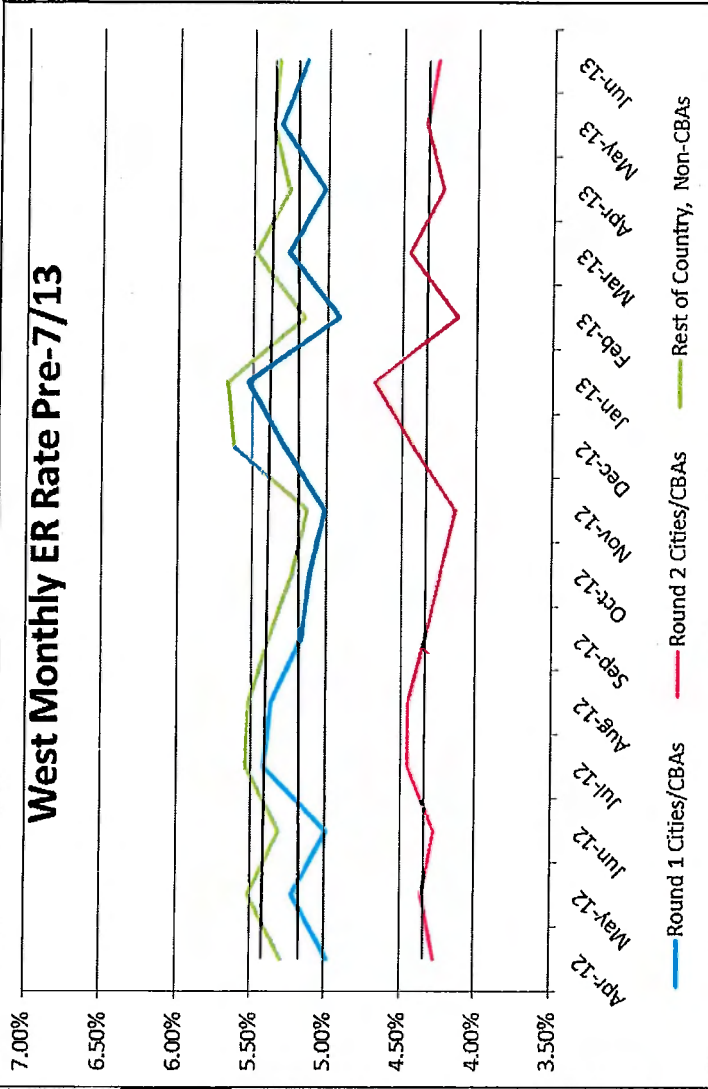
Midwest	Round 1 Cities/CBAs	Round 2 Cities/CBAs	Rest of Country, Non-CBAs
Apr-12	5.52%	4.85%	6.02%
May-12	5.79%	5.04%	6.18%
Jun-12	5.58%	4.91%	6.01%
Jul-12	5.941%	5.148%	6.247%
Aug-12	5.671%	5.152%	6.131%
Sep-12	5.585%	4.945%	5.981%
Oct-12	5.640%	4.824%	5.831%
Nov-12	5.248%	4.644%	5.632%
Dec-12	5.809%	5.150%	6.212%
Jan-13	5.835%	5.069%	6.255%
Feb-13	5.261%	4.462%	5.535%
Mar-13	5.842%	5.069%	6.261%
Apr-13	5.713%	4.983%	6.014%
May-13	5.741%	5.203%	6.114%
Jun-13	5.738%	5.008%	6.019%
Jul-13	5.941%	5.235%	6.199%
Last 12 mos	73.965%	64.893%	78.431%

South Monthly ER Rate Pre-7/13



South	Round 1 Cities/CBAs	Round 2 Cities/CBAs	Rest of Country, Non-CBAs
Apr-12	4.52%	4.85%	5.63%
May-12	4.77%	5.02%	5.85%
Jun-12	4.75%	4.94%	5.76%
Jul-12	4.912%	5.033%	5.959%
Aug-12	4.868%	5.026%	5.857%
Sep-12	4.787%	4.933%	5.761%
Oct-12	4.722%	4.807%	5.649%
Nov-12	4.608%	4.723%	5.559%
Dec-12	5.006%	5.239%	6.221%
Jan-13	4.960%	5.174%	6.045%
Feb-13	4.329%	4.455%	5.288%
Mar-13	4.908%	5.003%	5.974%
Apr-13	4.718%	4.839%	5.723%
May-13	4.865%	4.990%	5.866%
Jun-13	4.786%	4.910%	5.729%
Last 12 mos	62.217%	64.071%	75.391%

West Monthly ER Rate Pre-7/13



West	Round 1 Cities/CBAs	Round 2 Cities/CBAs	Rest of Country, Non-CBAs
Apr-12	4.99%	4.27%	5.30%
May-12	5.23%	4.35%	5.52%
Jun-12	5.00%	4.27%	5.31%
Jul-12	5.420%	4.441%	5.536%
Aug-12	5.377%	4.441%	5.519%
Sep-12	5.173%	4.335%	5.391%
Oct-12	5.124%	4.236%	5.235%
Nov-12	5.025%	4.134%	5.139%
Dec-12	5.287%	4.416%	5.622%
Jan-13	5.535%	4.689%	5.669%
Feb-13	4.930%	4.130%	5.162%
Mar-13	5.263%	4.452%	5.490%
Apr-13	5.032%	4.229%	5.264%
May-13	5.317%	4.345%	5.373%
Jun-13	5.151%	4.265%	5.336%
Last 12 mos	67.631%	56.380%	70.051%